

88-010
PRICE, 35 CENTS

MINUTES

— OF THE —

154th SESSION

Baltimore Annual Conference

Methodist Episcopal Church, South

— HELD AT —

Harrisonburg, Virginia

October 5th to October 10th, 1938

Committee on Publication:

Rev. H. M. CANTER

Rev. C. R. CURTIS

Rev. J. HARRY SMITH

This Year—Give Books!

IT BEGAN IN GALILEE

REGINALD J. BARKER ● This challenging book declares that *personal* and *social* religion are inseparable, and that the Gospel of Jesus as lived and preached by Him is revolutionary both in the life of the individual and in the social order itself. The author examines "the New Man" and "the New Community" which would accord with the ideals of Jesus. "Thought-provoking." **\$2.50**

TEN RULES FOR LIVING

CLOVIS G. CHAPPELL ● Here is an answer to the insistent plea of many of Dr. Chappell's readers that he give them a sermon series on the Ten Commandments. The sermon topics and the discussions are typically "Chappellian," full of inspiration for the minister and for the lay reader of the present day. **\$1.50**

SON TO SUSANNA

G. ELSIE HARRISON ● A fine historian and biographer gives us this understanding study of John Wesley's private life. "It is one of the most brilliant of the present season's biographies." *Saturday Review* (England). "As absorbing as a novel."—*Methodist Recorder*. **\$2.50**

MEN OF POWER

FRED EASTMAN
VOLUME I. The life stories of *Thomas Jefferson, Charles Dickens, Matthew Arnold, and Louis Pasteur.*
VOLUME II. The life stories of *Francis of Assisi, Leonardo da Vinci, John Milton, and Oliver Cromwell.*
"Volume II makes even more evident than the first volume that a uniquely valuable and important work is being created. In pages full of unflinching interest, the books display the spectacle of power at work in great lives."—*Halford B. Lucock*. Each volume **\$1.50**

WITH GOD AND FRIENDS EACH DAY

FREDERICK R. DARIES ● Here are 366 pages of purposeful daily devotions, with space at the bottom of each for recording birthdays and anniversaries in the lives of the reader's family and friends. Daily use of the book will foster a closer walk with God and strengthen human fellowships. **\$1.00**

METHODIST PUBLISHING HOUSE

WHITMORE & SMITH, Agents

5th and Grace Sts.

Richmond, Va.

MINUTES

—OF THE—

154th SESSION

Baltimore Annual Conference

Methodist Episcopal Church, South

—HELD AT—

Harrisonburg, Virginia

October 5th to October 10th, 1938

Committee on Publication:

Rev. H. M. CANTER

Rev. C. R. CURTIS

Rev. J. HARRY SMITH



**WE PAID OVER \$3,870,000 TO
POLICYHOLDERS FOR LOSSES!**

THIS CHURCH WAS
VALUED AT \$20,000. CON-
TENTS AT \$2500. BUILDING
AND CONTENTS WERE IN-
SURED FOR \$5,000. We Paid
Them \$5,000 Covering a Total
Loss! THE CHURCH MUST
RAISE THE BALANCE IN
ORDER TO REBUILD!

Would The Same Situation
Face YOUR Church In The
Event Of A Fire?

Check your insurance and write
us for rates on

Fire—Lightning—Windstorm
Hail—Insurance

**NATIONAL MUTUAL CHURCH
INSURANCE CO.**

Organized 1896

Old Colony Bldg., Chicago, Ill.

REV. J. H. SHUMAKER, Southern Church Dept.
808 Broadway, Nashville, Tennessee

KIBLER'S

Jewelers and Opticians

3222 Greenmount Ave.

We specialize in fine watches, as
Longine, Wittnauer, Hamilton and Elgins

DIAMONDS AND SILVERWARE

Optical Department under
the direct supervision of

DR. R. B. KIBLER

Optometrist

Officers and Committees.

Session October 5th—October 10th, 1938

OFFICERS.

President:

BISHOP WILLIAM WALTER PEELE

Secretary:

REV. H. M. CANTER.

Assistant Secretary:

REV. CHARLES R. CURTIS.

Recording Secretary:

REV. N. B. HARMON, JR.

Statistical Secretary:

REV. J. HARRY SMITH.

Assistant Statistical Secretaries:

REV. A. I. ORNDOFF,

REV. C. L. ROBSON,

REV. J. H. BEAN,

REV. C. J. CLARK,

REV. C. L. BEARD,

REV. A. L. HUNTER,

REV. R. L. BERGDOLL.

Assistant Secretary in Charge of Sale of Minutes:

REV. H. W. CRAVER.

COMMITTEES, 1938.

Conference Relations:

George H. Fielding W. M. Compton L. H. Greenwood H. H. Hoyt
A. Van DeVander R. K. Nevitt C. L. Beard

District Conference Records:

William J. Elliott J. P. Atkins W. P. Good A. W. Henton
H. L. Coffman John Brayshaw F. H. Strieby

Sabbath Observance:

J. W. Leggett H. W. Spurrier B. W. John H. B. Loving J. W. Seay
J. H. Dean J. H. Davidson W. E. Strader Dr. N. M. Canter
W. L. Rosenberger M. H. B. Hoffman W. F. Hummer
Homer Welsh Miss Edith Miller

COMMITTEES ON EXAMINATION FOR THE
QUADRENNIUM.

Admission on Trial: C. F. Phillips, D. L. Fringer, J. H. Light.
First Year: W. G. Winton, E. A. Wilcher, H. M. Waters.
Second Year: E. S. Sheppe, Jr., J. H. Brown, Jr., J. F. Owens.
Third Year: L. B. Bobbitt, F. H. Strieby, R. M. Parker.
Fourth Year: N. G. Barnhart, F. A. Settle, H. R. Deal.

CLASSES FOR 1939.

Class of the First Year.

Harold Hanger Fink	Harry Kirby Krams
Daniel Lester Snyder	Harry Griffith Balthis
John Wesley Newman	Edgar Allen Swann
Ruthan Wellington Morrow, Jr.	Lee Vanhorn Ruckman

Class of the Second Year.

Quade Roy Arbogast	Gillam Claude Bentley
	Esdras Gruver

Class of the Third Year.

Francis Irwin Cockrell	Charles Staley Clarkson
Ross Ogden Louthan	Charles Lee Felty

Class of the Fourth Year.

Hugh Lafayette Shiley	James Catlett Murphy
George Samuel Lightner	Archie Dean Kesler
James Lewis Robertson	Benjamin Ralph Mark
Charles Austin Michael	Lance Keith Knowles
Carlton Matthai Harris	Benjamin Weirman Coe
John Ralston Hendricks	Lyscum Elbert Crowson
William Boyd Bryant	

QUADRENNIAL COMMITTEES.

1938-1942.

COMMITTEE ON ADMISSIONS.

C. H. Cannon, Chairman	R. M. Sharpe
R. A. Bergdoll, Secretary	O. L. Gochenour
D. N. Calvert	J. H. Blakemore, Jr.
L. S. Shires	W. O. Luttrell
Frank A. Tyler	A. A. McNeer
S. R. Neel	A. I. Orndoff
W. G. Winton	

COMMITTEE ON MEMOIRS.

S. K. Cockrell	R. L. Moore	J. R. Wood
B. W. John	W. A. Lynch	T. M. Swann
	John H. Pearson	

QUADRENNIAL BOARDS.

COMMISSION ON BUDGET.

N. B. Harmon, Jr., President	George R. Harrison, Secretary
Clerical.	Lay.
Nolan B. Harmon, Jr.	George R. Harrison
S. K. Cockrell	S. J. Roberts
B. W. John	Milton Burr
R. B. Claggett	W. E. Strader
C. F. Phillips	C. S. Coffman
	J. H. Bryan

CORPORATE BOARD OF FINANCE.

E. V. Regester, President	Harry R. West, Secretary
C. M. Hesser, Vice-President	A. W. Mears, Treasurer
Clerical.	Lay.
E. V. Regester	J. Clawson Jones
C. M. Hesser	A. W. Mears
H. M. Canter	Harry R. West
	C. N. Triplett
	Marion S. King

BIBLE BOARD.

Clerical.	Lay.
L. H. Richcreek	W. M. Magruder
J. T. Brown	J. F. Watts
C. W. Paskel	J. W. Crawford
E. B. Cook	E. S. Cochran
L. O. Rose	E. R. Hagan
F. L. Morrison	F. Estes Kline
J. C. Murphy	R. M. Irby

BOARD OF CHURCH EXTENSION.

C. M. Hesser, President	J. E. Easter, Vice-President
A. W. Mears, Secretary-Treasurer	
Clerical.	Lay.
W. E. Holley	A. W. Mears
R. L. Wittig	F. E. Wood
C. M. Hesser	G. R. Kiracofe
F. B. Wyand	J. E. Easter
F. L. Baker, Jr.	T. T. Taylor
R. M. Parker	J. W. Myers
H. C. Marsh	W. H. Rissler

BOARD OF CHRISTIAN EDUCATION.

R. K. Nevitt, President	C. L. Fossett, Secretary
	Chas. L. Melton, Treasurer

Clerical.	Lay.
C. L. Fossett	Dr. J. A. York
J. H. Brown, Jr.	J. E. Miller
E. L. Woolf	E. B. Jones
E. W. Aaron	H. S. Moorman
R. K. Nevitt	C. L. Melton
E. S. Sheppe, Jr.	C. W. Humphreys
J. H. Pearson	J. E. Taylor
H. R. Deal	Mrs. E. H. Ould
F. A. Settle	Mrs. O. L. Miller
H. E. Cromer	C. P. Clark

BOARD OF CHRISTIAN LITERATURE.

J. A. Johnson, President	W. H. Clews, Vice-President
	Jesse W. Richards, Secretary

Clerical.	Lay.
W. D. Sheets	H. Clay Mullikin
L. H. Greenwood	Ernest Allen
W. H. Clews	D. F. Mitchell
J. H. Bean	B. W. Jones
J. A. Johnson	H. L. Slye
L. E. Crowson	Jesse W. Richards
Allen Gillis	N. R. Thurman

BOARD OF FINANCE.

T. M. Swann, President	E. A. Lambert, Secretary
	J. T. Houck, Treasurer

Clerical.	Lay.
E. A. Lambert	Dr. J. C. Joyce
T. M. Swann	L. H. Linkenhoker
J. C. Copenhaver	H. L. Simmons
H. V. Wheeler	Bierne Ellison
G. G. Oliver	J. T. Houck
W. G. Winton	C. M. Stoy
J. W. Seay	B. H. Riddleberger

BOARD OF MISSIONS.

John Paul Tyler, President	J. C. Dugger, Vice-President
R. E. Musser, Secretary	R. G. Mowbray, Treasurer

Clerical.	Lay.
H. M. Waters	R. G. Mowbray
C. L. DeLong	S. J. Rexrode
H. S. Coffey	Mrs. Robert Sterrett
R. E. Musser	R. L. Durham
J. P. Tyler	Dr. N. M. Canter
J. C. Dugger	W. F. Hummer
J. F. Owens	G. R. Haines

BOARD OF LAY ACTIVITIES.

J. H. Rosenberger, Conference Lay Leader.

Bruce Slaven, Secretary

C. W. Cooley, Treasurer

Presiding Elders:

Wm. H. Best
C. W. Fink
C. E. Brandt
H. Sydenstricker
G. G. Martin
Edgar C. Beery
W. W. McIntyre

District Associate Lay Leaders:

Clarence P. Eley
Walter M. Magruder

L. H. Linkenhoker
E. A. Mann

P. L. Mauzy
P. E. Nixon

Frank A. Eades
Ernest S. Cochran

Hume J. Franklin
J. L. Farran

George Young
John Brayshaw

C. Wilson Moler
J. Homer Mock
Col. J. C. Boggs

District Lay Leaders:

Thomas H. Everett
Herbert M. Harr
Dr. Hugh Allen
R. O. Bagby
Bruce Slaven
C. C. Carlin, Jr.
C. W. Cooley

BALTIMORE CONFERENCE BENEVOLENT SOCIETY

J. W. Leggett, President
C. H. Cannon, Vice-President

C. M. LeFew, Secretary
Geo. R. Harrison, Treasurer

Directors

J. W. Leggett
C. M. LeFew

C. H. Cannon
R. L. Eutsler
Wm. H. Best

BALTIMORE ANNUAL CONFERENCE
METHODIST EPISCOPAL CHURCH, SOUTH
CHRONOLOGICAL ROLL.

Note:—In case of transfer the date shown in parenthesis indicates time Admitted on Trial.

Abbreviations:—Ef. Effective; Sd. Superannuated; Sy. Supernumerary; T. Transfer; O. T. On Trial; R. Readmitted; M. E. C. Methodist Episcopal Church; P. M. C. Primitive Methodist Church; C. B. Church of the Brethren.

* Indicates absent.

NAME	Pres. Relation	How and When First Admitted Into Baltimore Conference	Ordained	
			Deacon	Elder
John Alexander Anderson*	Sd.	O. T. Mar., 1878	1880	1882
Bishop Collins Denny*	Sd.	O. T. Mar., 1880	1882	1884
			Bishop,	1910
Simpson Veitch Hildebrand...	Sd.	O. T. Mar., 1881	1883	1885
John Alexander Rood.....	Sd.	T. Mar., 1898 (Nov., 1881)	1883	1885
James Marvin Hawley*.....	Sd.	O. T. Mar., 1882	1881	1886
Charles Wesley Mark.....	Sd.	O. T. Mar., 1882	1885	1887
John Henry Kuhlmann.....	Sd.	O. T. Mar., 1884	1886	1888
Forrest Johnston Prettyman..	Sd.	O. T. Mar., 1884	1886	1888
Charles Henry Buchanan*....	Sd.	T. April, 1924 (Dec., 1884)	1884	1886
Thomas Jackson Lambert.....	Sd.	O. T. Mar., 1886	1888	1890
William Harrison Ballengee...	Sd.	O. T. Mar., 1886	1887	1889
George Rodgers Mays*.....	Sd.	O. T. Mar., 1886	1888	1890
David Lodge Blakemore*.....	Sd.	O. T. Mar., 1887	1889	1896
Alfred Beane Sites.....	Sd.	O. T. Mar., 1889	1889	1894
John Wesley Beall.....	Sd.	O. T. Mar., 1890	1890	1894
William Thornton Gover.....	Ef.	O. T. Mar., 1890	1892	1894
Isaac Grant Michael*.....	Sd.	O. T. Mar., 1890	1892	1895
William Henry Marsh*.....	Sd.	O. T. Mar., 1890	1893	1895
Robert Lee Fultz.....	Sd.	O. T. Mar., 1891	1891	1895
Charles McComas Sarver.....	Sd.	O. T. Mar., 1891	1893	1895
John Calvin Hawk.....	Sd.	O. T. Mar., 1891	1893	1895
James Howard Wells.....	Sd.	O. T. Mar., 1891	1893	1895
Turner A. Jordan.....	Sd.	T. Mar., 1904 (Oct., 1891)	1894	1898
Murray Drayton Mitchell.....	Ef.	T. Mar., 1907 (Oct., 1892)	1894	1896
Benjamin Lee Parrott.....	Sd.	O. T. Mar., 1893	1895	1898
James Harry Smith.....	Sd.	O. T. Mar., 1893	1893	1898
William James Whitesell.....	Sd.	O. T. Mar., 1893	1893	1897
Henry Ambrose Wilson*.....	Sd.	O. T. Mar., 1893	1895	1898

ROLL OF CLERICAL MEMBERS.

NAME	Pres. Relation	How and When First Admitted Into Baltimore Conference		Ordained	
				Deacon	Elder
James Thomas Myers*.....	Ef.	O. T.	Mar., 1893	1893	1898
Eldridge Veitch Regester.....	Sd.	O. T.	Mar., 1894	1896	1898
James Merryman Anderson.....	Sd.	O. T.	Mar., 1894	1895	1899
Daniel Mason Brown.....	Ef.	O. T.	Mar., 1894	1896	1898
George K. Heydrick.....	Sd.	T.	April, 1900 (Jan., 1895)	1896	1901
William Dunnoek Keene.....	Ef.	O. T.	Mar., 1895	1894	1899
John Bronaugh Henry.....	Sd.	O. T.	Mar., 1895	1895	1899
Homer Henkel Sherman.....	Ef.	O. T.	Mar., 1895	1895	1899
Millard Preston Welkel.....	Sd.	O. T.	Mar., 1895	1897	1900
Charles Herbert Cannon.....	Ef.	O. T.	Mar., 1896	1898	1900
Gracen Daily Kidner*.....	Sd.	O. T.	Mar., 1896	1898	1902
Alfred Lewis Harnsberger....	Sd.	O. T.	Mar., 1896	1897	1900
Wallace Osborne Talbert.....	Ef.	O. T.	Mar., 1896	1897	1901
Frank Ames Tyler.....	Ef.	T.	Mar., 1897 (Oct., 1896)	1899	1903
William Hinkle Best.....	Ef.	O. T.	Mar., 1897	1899	1901
Harry Marvin Canter.....	Sd.	O. T.	Mar., 1897	1896	1901
Robert Lee Eutsler.....	Sd.	O. T.	Mar., 1897	1897	1901
Ernest Lee Woolf.....	Ef.	O. T.	Mar., 1897	1898	1904
DeWitt Aldine Beery.....	Ef.	T.	Mar., 1905 (Sept., 1897)	1899	1901
Charles Thomas Collyer.....	Sd.	T.	April, 1924 (Sept., 1897)	1898	1898
Boyd Valentine Switzer.....	Sd.	O. T.	April, 1899	1898	1903
Harvey Quinn Burr.....	Sd.	O. T.	April, 1899	1899	1903
George Hasel.....	Ef.	O. T.	April, 1899	1901	1903
James M. York.....	Ef.	M. E. C.	(Oct., 1890) April, 1899	1892	1894
Charles Irving Flory.....	Ef.	T.	April, 1908 (Sept., 1900)	1901	1910
Jesse D. Pope*.....	Sd.	O. T.	April, 1901	1903	1905
William Milton Compton.....	Ef.	O. T.	April, 1901	1903	1908
James Burnett Hupman.....	Sd.	O. T.	April, 1901	1901	1906
Claude Mitchell Hesser.....	Ef.	O. T.	April, 1901	1904	1906
James Hubert Haley.....	Ef.	O. T.	Mar., 1902	1902	1906
Lewis Singleton Rudasill.....	Ef.	O. T.	Mar., 1902	1898	1902
Selwyn Kennedy Cockrell.....	Ef.	O. T.	Mar., 1902	1904	1906
William Daniel King.....	Ef.	O. T.	Mar., 1902	1904	1906
George Herbert Fielding.....	Ef.	O. T.	Mar., 1902	1904	1907
Homer Welch.....	Ef.	O. T.	Mar., 1903	1904	1907
Harry Paul Baker.....	Ef.	O. T.	Mar., 1903	1905	1907
Joseph Herbert Bean.....	Ef.	O. T.	Mar., 1903	1905	1907
James Bernard Hedrick.....	Sd.	O. T.	Mar., 1903	1906	1910
William David Eye.....	Ef.	O. T.	April, 1904	1906	1908
John Colbourn Copenhagen....	Ef.	O. T.	Mar., 1905	1905	1910
Charles Lucien DeLong.....	Ef.	O. T.	Mar., 1905	1907	1909
Albert VanDevander.....	Ef.	O. T.	Mar., 1905	1906	1909
Francis Marion Richardson..	Ef.	O. T.	Mar., 1906	1908	1910
Harry Vincent Wheeler.....	Ef.	O. T.	Mar., 1906	1909	1911
Okey D. Lambert.....	Ef.	O. T.	Mar., 1906	1909	1914
Samuel Regester Neel.....	Ef.	O. T.	Mar., 1906	1910	1913
Stephen Jos. Lester DuLaney..	Ef.	O. T.	Mar., 1906	1908	1918
John Paul Tyler.....	Ef.	O. T.	Mar., 1907	1906	1911

ROLL OF CLERICAL MEMBERS.

NAME	Pres. Relation	How and When First Admitted Into Baltimore Conference		Ordained	
				Deacon	Elder
Hubert Sydenstricker.....	Ef.	O. T.	Mar., 1907	1909	1911
Wendell Allen.....	Ef.	O. T.	Mar., 1907	1909	1913
James Peyton Atkins.....	Ef.	T.	Mar., 1914 (Sept., 1907)	1909	1912
Arthur Elmer Owens.....	Ef.	O. T.	Mar., 1908	1909	1912
James Spottswood Keene.....	Sd.	O. T.	Mar., 1908	1910	1914
Robert Kern Nevitt.....	Ef.	O. T.	Mar., 1908	1910	1913
Robert Clarence Meeks.....	Ef.	O. T.	Mar., 1908	1910	1915
Rembert Durbin McNeer.....	Ef.	O. T.	Mar., 1908	1910	1914
Wilfred Lawson.....	Ef.	O. T.	Mar., 1908	1910	1912
Allen A. P. Neel.....	Sd.	O. T.	Mar., 1909	1911	1913
Elmer Asbury Lambert.....	Ef.	O. T.	Mar., 1909	1912	1916
James Herndon Billingsley...	Ef.	O. T.	Mar., 1910	1912	1914
John L. Thomas.....	Sd.	O. T.	Mar., 1910	1912	1916
William Aubrey Lynch.....	Ef.	O. T.	Mar., 1910	1910	1914
Anthony Ousley Lyons.....	Ef.	O. T.	Mar., 1910	1912	1916
Franklin Fairbanks Neel.....	Ef.	O. T.	Mar., 1910	1910	1914
George Gilbert Oliver.....	Ef.	O. T.	Mar., 1910	1913	1916
Edward Amiss Roades.....	Sd.	O. T.	Mar., 1910	1909	1913
Theodore Magruder Swann...	Ef.	O. T.	Mar., 1911	1913	1915
Richard Leonard Wittig.....	Ef.	O. T.	Mar., 1911	1913	1915
Glenn Gordon Martin.....	Ef.	O. T.	Mar., 1912	1911	1916
Raymond Carl Maxwell.....	Ef.	O. T.	Mar., 1912	1914	1916
Jonathan William Leggett....	Ef.	P. M. C.	Mar., 1916 (Oct., 1912)	1916	1918
Walter Samuel Thomas.....	Ef.	O. T.	Mar., 1913	1915	1917
John William Rosenberger....	Ef.	O. T.	Mar., 1913	1914	1918
Harry Carter Marsh.....	Ef.	O. T.	Mar., 1913	1917	1919
Ernest William Aaron.....	Ef.	O. T.	Mar., 1914	1915	1918
James Augustus Johnson.....	Ef.	T.	April, 1918 (Oct., 1914)	1914	1921
Harry Scott Coffey.....	Ef.	T.	Mar., 1915 (Nov., 1914)	1917	1919
Lingurn Burkhead Bobbitt...	Ef.	O. T.	Mar., 1915	1917	1919
Clarence Jay Clark.....	Ef.	O. T.	Mar., 1915	1917	1919
John Charles Spindler.....	Ef.	O. T.	Mar., 1915	1915	1919
Charles William Fink.....	Ef.	O. T.	Mar., 1915	1917	1919
Archie Booth Sapp.....	Ef.	O. T.	Mar., 1915	1916	1919
Clifton Keys Ray.....	Ef.	O. T.	Mar., 1915	1918	1919
George Edward Pope.....	Ef.	O. T.	Mar., 1915	1917	1920
Obed Lee Gochenour.....	Ef.	O. T.	Mar., 1915	1924	1926
Charles Clinton Bush.....	Ef.	O. T.	Mar., 1916	1912	1913
Watson Ely Holley.....	Ef.	O. T.	Mar., 1916	1917	1923
Edgar Carroll Beery.....	Ef.	O. T.	Mar., 1916	1917	1922
George Dent Naylor.....	Ef.	T.	Oct., 1933 (Mar., 1916)	1917	1918
Burleigh Floyd Wright.....	Ef.	T.	April, 1920 (Sept., 1916)	1921	1923
Kemp Dudley Swecker.....	Ef.	O. T.	Mar., 1917	1924	1928
Robert Bayard Proctor.....	Ef.	T.	Sept., 1930 (Nov., 1917)	1919	1921
Reuben Davis Marshall.....	Ef.	O. T.	Mar., 1917	1920	1923
Arthur Wells Groscup.....	Ef.	O. T.	Mar., 1917	1923	1926

NAME	Pres. Relation	How and When First Admitted Into Baltimore Conference	Ordained	
			Deacon	Elder
Haskell Robert Deal.....	Ef.	T. April, 1918 (Nov., 1917)	1919	1921
Byron Wilson John.....	Ef.	O. T. April, 1918	1920	1922
Raymond Beall Clagett.....	Ef.	O. T. April, 1918	1920	1922
Lester Hamill Smallwood.....	Ef.	O. T. April, 1918	1920	1922
Clarence Haddon Shaw.....	Sd.	O. T. April, 1918	1921	1923
Edward Jeffries Rees.....	Ef.	T. Oct., 1936 (Sept., 1918)	1920	1921
Clarence Leonard Beard.....	Ef.	O. T. Mar., 1919	1920	1923
William Wallace McIntyre....	Ef.	O. T. Mar., 1919	1920	1924
Samuel Coiner Stickley.....	Ef.	O. T. Mar., 1919	1920	1924
Martin Luther Fearnow.....	Ef.	O. T. Mar., 1919	1904	1910
Nolan Bailey Harmon, Jr.....	Ef.	O. T. Mar., 1919	1918	1918
John Raymond Wood.....	Ef.	O. T. Mar., 1919	1921	1923
Floyd Lupton Morrison.....	Ef.	O. T. Mar., 1919	1922	1925
Charles McCulloch LeFew....	Ef.	O. T. Mar., 1919	1921	1925
Denny Lewis Fringer.....	Ef.	O. T. Mar., 1919	1922	1924
Frederick Bloom Wyand.....	Ef.	O. T. April, 1920	1922	1924
Glenn Jackson Cooper.....	Ef.	O. T. April, 1920	1920	1926
Charles Earl Brandt.....	Ef.	O. T. April, 1920	1923	1925
James Calvin Dugger.....	Ef.	O. T. April, 1920	1923	1925
Clarence Elmer Kirby.....	Ef.	O. T. April, 1920	1923	1926
William Garnet Winton.....	Ef.	O. T. April, 1921	1923	1925
William Alexander Clark.....	Ef.	O. T. April, 1921	1915	1925
Harry Lewis Coffman.....	Ef.	O. T. April, 1921	1922	1925
Harris Magruder Waters.....	Ef.	O. T. April, 1921	1924	1927
Thomas Morgan.....	Ef.	O. T. April, 1921	1923	1925
German Horton Hunt Tyler... John Wesley Seay.....	Sd. Ef.	O. T. April, 1921	1914	1918
Elmer Allen Wilcher.....	Ef.	O. T. Mar., 1922	1922	1926
Letcher Stevens Shires.....	Ef.	O. T. Mar., 1922	1922	1926
Roswell Vernon Whitehurst*..	Sd.	O. T. Mar., 1922	1903	1922
Walter Smith.....	Ef.	T. Mar., 1926 (Oct., 1922)	1923	1926
Horace E. Cromer.....	Ef.	T. Oct., 1935 (Oct., 1922)	1924	1926
John Wallace Rustin.....	Ef.	T. Oct., 1936 (Oct., 1922)	1924	1926
John Saunders Schwartz.....	Ef.	O. T. April, 1923	1926	1932
Lee Holiday Richcreek.....	Ef.	O. T. April, 1923	1925	1927
Charles Leslie Reiter.....	Sd.	O. T. April, 1923	1926	1929
Charles Asbury York.....	Ef.	O. T. April, 1923	1925	1927
Julius Davis Russell.....	Ef.	O. T. April, 1923	1925	1927
Delford Neal Calvert.....	Ef.	O. T. April, 1923	1925	1927
Ernest Taylor Harrison.....	Ef.	O. T. April, 1923	1925	1929
Asbury Augustus McNeer.....	Ef.	T. Sept., 1930 (Sept., 1923)	1925	1927
John Hale Pearson.....	Ef.	T. Mar., 1925 (Oct., 1923)	1925	1927
Arthur Irvin Orndoff.....	Ef.	O. T. April, 1924	1926	1928
Edward Byrnes Cook.....	Ef.	O. T. April, 1924	1923	1930
Claude Byron Larrick.....	Ef.	O. T. April, 1924	1926	1928
Elias Galloway Helmtoller..	Sd.	O. T. April, 1924	1927	1929
William Clews.....	Sd.	O. T. April, 1924	1926	1928

NAME	Pres. Relation	How and When First Admitted Into Baltimore Conference	Ordained	
			Deacon	Elder
Palmer Eubank.....	Ef.	O. T. April, 1924	1925	1929
William Harvey Gray.....	Ef.	O. T. April, 1924	1922	1936
Robert Orvel Hipes.....	Ef.	O. T. April, 1924	1926	1928
Gaither Postley Warfield*....	Ef.	T. Sept., 1930 (Sept., 1924)	1924	1925
James Herbert Brown.....	Ef.	O. T. Mar., 1925	1926	1931
William Preston Good.....	Ef.	O. T. Mar., 1925	1926	1929
Walter Milton Reynolds.....	Ef.	O. T. Mar., 1925	1927	1929
William James Elliott.....	Ef.	O. T. Mar., 1925	1927	1930
Frank Lewis Baker, Jr.....	Ef.	O. T. Mar., 1925	1927	1929
Wilmer Oliver Luttrell.....	Ef.	O. T. Mar., 1925	1927	1929
George Lipscomb Waters.....	Ef.	O. T. Mar., 1925	1924	1929
Royal Allen Rice.....	Ef.	T. Mar., 1926 (Oct., 1925)	1926	1929
Harold Hetzer Hoyt.....	Ef.	O. T. Mar., 1926	1926	1930
Charles Royal Curtis.....	Ef.	O. T. Mar., 1926	1926	1930
Floyd Montgomery Lucas.....	Ef.	O. T. Mar., 1926	1928	1930
Edwin Samuels Sheppe, Jr..	Ef.	O. T. Mar., 1926	1928	1930
Raymond Ledbetter Moore....	Ef.	O. T. Mar., 1926	1929	1931
Arthur Woodley Henton.....	Ef.	O. T. Mar., 1926	1929	1931
William Jennings Groah.....	Ef.	O. T. Mar., 1926	1929	1931
Albert Hinkle Shumate.....	Ef.	O. T. Mar., 1926	1930	1932
Paul Russell Diehl.....	Ef.	C. B. Oct., 1927	1929	1931
Mack Thomasson.....	Ef.	O. T. Oct., 1927	1929	1931
William Preston Saunders....	Ef.	O. T. Oct., 1927	1929	1931
Charles Faidley Phillips.....	Ef.	O. T. Oct., 1927	1927	1931
John Thomas Brown.....	Ef.	O. T. Oct., 1927	1928	1931
Walter Delford Sheets.....	Ef.	O. T. Oct., 1927	1928	1931
Allan Gillis.....	Ef.	O. T. Oct., 1927	1928	1931
Herman Monroe Wilson.....	Ef.	O. T. Oct., 1927	1928	1931
William Felix Hodges.....	Ef.	O. T. Oct., 1927	1928	1931
Julian Edward McDonald.....	Ef.	O. T. Oct., 1927	1929	1931
Harry Wallace Craver.....	Ef.	O. T. Oct., 1927	1928	1931
Peter C. Helmtoller, Jr.....	Ef.	O. T. Oct., 1927	1929	1931
George Milton Bell.....	Ef.	O. T. Oct., 1927	1932	1934
Conrad William Jordan.....	Ef.	O. T. Sept., 1928	1922	1932
Francis Henry Strieby.....	Ef.	T. Sept., 1929 (Sept., 1928)	1930	1932
John Franklin Owens.....	Ef.	O. T. Sept., 1928	1931	1934
Albert Patterson Shirkey.....	Ef.	T. Oct., 1935 (Oct., 1928)	1928	1932
Clarence Louis Fossett.....	Ef.	T. Jan., 1931 (Nov., 1928)	1930	1932
Arthur LeRoy Hunter.....	Ef.	O. T. Sept., 1929	1929	1933
Lewis Otmer Rose.....	Ef.	O. T. Sept., 1929	1927	1933
Raymond Eugene Musser.....	Ef.	O. T. Sept., 1929	1928	1933
Louis Wharton Griggs.....	Ef.	O. T. Sept., 1929	1932	1934
Nathaniel Gideon Barnhart...	Ef.	O. T. Sept., 1930	1932	1934
Richard Abraham Bergdoll...	Ef.	O. T. Sept., 1930	1931	1934
Lawrence Henry Greenwood..	Ef.	O. T. Sept., 1930	1932	1934
John Henry Davidson.....	Ef.	O. T. Sept., 1930	1932	1934
Charles Lewis Robson.....	Ef.	O. T. Sept., 1930	1934	1936
Charles Wesley Paskel.....	Ef.	O. T. Oct., 1931	1932	1935

CONFERENCE DIRECTORY, 1938-1939

E—Elder. D—Deacon. P—Probationer. Sd.—Superannuated.
 Sy.—Supernumerary. Sup.—Supply.

Bishop WILLIAM WALTER PEELE,
 Fifth and Grace Streets, Richmond, Va.

NAMES.	P. O. ADDRESS.
Aaron, E. W.	E Lexington, Va.
Allen, Wendell	E Shenandoah Jct., W. Va.
Ambrose, Chas. W.	Sup. Lost River, W. Va.
Anderson, J. A. (Sd.)	E Asbury, W. Va.
Anderson, J. M. (Sd.)	E Falls Church, Va.
Arbogast, Q. R.	P Alleghany, Va.
Atkins, J. P.	E Petersburg, W. Va.
Baker, H. P.	E Manassas, Va.
Baker, F. L., Jr.	E W. Beverly St., Staunton, Va.
Ballengee, W. H. (Sd.)	E Edinburg, Va.
Balthis, H. G.	P Winchester, Va.
Barnhart, Nat G.	E Alderson, W. Va.
Beall, J. W. (Sd.)	E 3014 O St., N. W., Washington, D. C.
Bean, J. H.	E Leesburg, Va.
Beard, C. L.	E 306 S. Mount St., Baltimore, Md.
Beery, D. A.	E Roanoke, Va., R. F. D. 3.
Beery, E. C.	E 900 Sheridan St., N. W., Wash., D. C.
Bell, George M.	E Elkton, Va.
Bentley, G. C.	P Fincastle, Va.
Bergdoll, R. A.	E Covington, Va.
Best, W. H.	E 2310 Elsinor Ave., Baltimore, Md.
Billingsley, J. H.	E 1302 Orange Ave., N. W., Roanoke, Va.
Blakemore, D. L. (Sd.)	E 5 Hillside Ave., Towson, Md.
Blakemore, John H., Jr.	E Park Station, Waynesboro, Va.
Bobbitt, L. B.	E Goldsboro, Md.
Brady, Charles	Sup. Odenton, Md.
Brandt, C. E.	E Romney, W. Va.
Brown, D. M.	E 207 Fourth Ave., N. E., Roanoke, Va.
Brown, J. H.	E Keyser, W. Va.
Brown, J. T.	E Middletown, Va.
Bryant, W. Boyd	D Herndon, Va.
Buchanan, C. H. (Sd.)	E 318 S. Second St., Richmond, Ky.
Burr, H. Q. (Sd.)	E 805 Jamison Ave., S. E., Roanoke, Va.
Bush, C. C.	E Friendship, A. A. Co., Md.
Butt, G. M.	E Church Hill, Md.
Calvert, D. N.	E Occoquan, Va.
Cannon, C. H.	E Warrenton, Va.
Canter, H. M. (Sd.)	E 235 Franklin St., Harrisonburg, Va.
Clagett, R. B.	E Fredericksburg, Va.
Clark, C. J.	E Ridgeley, W. Va.
Clark, W. A.	E R. F. D. Lexington, Va.
Clarkson, C. S.	D Nokesville, Va.

NAMES.	P. O. ADDRESS.
Clews, William (Sd.)	E Odenton, Md.
Clews, Wm. Hedley	E 422 Day Ave., S. W., Roanoke, Va.
Cockrell, Francis I.	D 305 Wilson Lane, Bethesda, Md.
Cockrell, S. K.	E 3050 Liberty Heights Ave., Balto., Md.
Coe, B. W.	D Capon Bridge, W. Va.
Coffey, H. S.	E Covington, Va.
Coffman, H. L.	E Hot Springs, Va.
Collyer, C. T. (Sd.)	E Box 153, Bridgewater, Va.
Compton, W. M.	E Port Republic, Va.
Cook, E. B.	E Cloverdale, Va.
Cooper, G. J.	E Beltsville, Md.
Copenhaver, John C.	E 16 Church St., Staunton, Va.
Craver, H. W.	E 1106 N. Vermont St., Arlington, Va.
Cromer, Horace E.	E 1338 Somerset Place, N. W., Washington, D. C.
Crowe, Fred	Sup. Gainsboro, Va.
Crowson, L. E.	D Ronceverte, W. Va.
Curtis, C. R.	E Keezletown, Va.
Darst, L. W.	E Shawsville, Va.
Davidson, J. H.	E Vinton, Va.
Deal, H. R.	E 250 Franklin St., Harrisonburg, Va.
Dehaven, M. N.	Sup. Moorefield, W. Va.
DeLong, C. L.	E Christiansburg, Va.
Denny, Bishop Collins (Sd.)	E Park Avenue, Richmond, Va.
Diehl, Paul R.	E Jarrettsville, Md.
Dugger, J. C.	E Waynesboro, Va.
DuLaney, S. J. L.	E Trappe, Md.
Elliott, W. J.	E Gaithersburg, Md.
Eubank, Palmer	E Selma, Va.
Eutsler, R. L. (Sd.)	E Edinburg, Va.
Eye, W. D.	E Glenelg, Md.
Fearnow, M. L.	E Mt. Airy, Md.
Felty, Charles L.	D Ferndale, Md.
Fielding, G. H.	E Ridgeway, W. Va.
Fink, C. W.	E Lewisburg, W. Va.
Fink, H. H.	P R. D. 4, Roanoke, Va.
Flory, C. L.	E Royal Oak, Md.
Fossett, C. L.	E Arnold, Md.
Fridley, S. F.	Sup. Catawba, Va.
Fringer, D. L.	E Luray, Va.
Fultz, R. L. (Sd.)	E Falls Church, Va.
Gillis, Allan	E Aberdeen, Md.
Gillum, V. R.	Sup. D Listonburg, Pa.
Gochenour, O. L.	E New Castle, Va.
Good, W. P.	E Springfield, W. Va.
Gover, W. T.	E 125 E. Third St., Frederick, Md.
Gray, W. H.	E Sterling, Va.
Greenwood, L. H.	E Crabbottom, Va.
Griggs, L. W.	E Cambria, Va.
Groah, W. J.	E Buena Vista, Va.
Groscup, A. W.	E Greenville, W. Va.
Groseclose, Paul H.	E Silver Spring, Md., R. F. D.
Gruver, Esdres	PD McLean, Va.
Haley, J. H.	E Charles Town, W. Va.
Harmon, N. B., Jr.	E 541 Washington Ave., S. W., Roanoke, Va.

NAMES.	P. O. ADDRESS.
Harnsberger, A. L. (Sd.)..	E Luray, Va.
Harris, C. M.....	D 3404 Otis St., Mt. Rainier, Md.
Harrison, E. T.....	E Reisterstown, Md.
Hasel, George.....	E Summit Point, W. Va.
Hawk, J. C. (Sd.).....	E Frederick, Md.
Hawley, J. M. (Sd.).....	E Hamilton, Va.
Hedrick, J. B. (Sd.).....	E Front Royal, Va.
Helmintoller, E. G. (Sd.)..	E Minnehaha Springs, W. Va.
Helmintoller, P. C., Jr....	E Falls Church, Va.
Hendricks, John R.....	D Middleburg, Va.
Henry, J. B. (Sd.).....	E East Falls Church, Va.
Henton, A. W.....	E Pembroke, Va.
Hesser, C. M.....	E Del Ray, Alexandria, Va.
Heydrick, G. K. (Sd.).....	E Covington, Va.
Hildebrand, S. V. (Sd.)...	E 1301 N. Highland St., Arlington, Va.
Hipes, R. O.....	E New Hope, Va.
Hodges, J. E.....	Sup. Rileyville, Va.
Hodges, W. F.....	E Mount Crawford, Va.
Holden, F. A.....	E Greenville, Va.
Holley, W. E.....	E Salem, Va.
Hoyt, H. H.....	E La Plata, Md.
Hunter, A. L.....	E Waldorf, Md.
Hupman, J. B. (Sd.).....	E 103 Hampton Ave., Roanoke, Va.
Iglehart, S. M.....	E Alexandria, Va., R. 3.
John, B. W.....	E Marlinton, W. Va.
Johnson, J. A.....	E Blacksburg, Va.
Jordan, Conrad W.....	E Sykesville, Md., R. F. D.
Jordan, T. A. (Sd.).....	E Roanoke, Va., Route 4.
Keene, J. S. (Sd.).....	E 2408 Griffin Ave., Richmond, Va.
Keene, W. D.....	E Brunswick, Md.
Kesler, A. D.....	D Hedgesville, W. Va.
Kidner, G. D. (Sd.).....	E Romney, W. Va.
King, W. D.....	E Buchanan, Va.
Kirby, C. E.....	E Prince Frederick, Md.
Knowles, Lance K.....	D Fort Ashby, W. Va.
Krams, H. K.....	P Emory University, Ga.
Kuhlmann, J. H. (Sd.)....	E Hamilton, Va.
Lambert, E. A.....	E 3010 E. Gibbons Ave., Baltimore, Md.
Lambert, O. D.....	E Stafford, Va.
Lambert, T. J. (Sd.).....	E 910 Walnut Ave., Rognel Heights, Baltimore, Md.
Larrick, C. B.....	E Peterstown, W. Va.
Lawson, W.....	E Covington, Va., R. F. D. 1
LeFew, C. M.....	E 2616 Frederick Ave., Baltimore, Md.
Leggett, J. W.....	E 500 Mt. Holly St., Baltimore, Md.
Light, John H.....	E Monterey, Va.
Lightner, G. S.....	D Edinburg, Va.
Lloyd, C. W.....	Sup. R. F. D. Harpers Ferry, W. Va.
Lockett, W. M., Jr.....	E 1707 Bryant St., Arlington, Va.
Louthan, Ross O.....	D Toms Brook, Va.
Lucas, F. M.....	E Shepherdstown, W. Va.
Luttrell, W. O.....	E Berryville, Va.
Lynch, W. A.....	E Elkton, Va.
Lyons, A. O.....	E Strasburg, Va.
Mark, Benj. R.....	D Mt. Jackson, Va.
Mark, C. W. (Sd.).....	E Nokesville, Va.
Marsh, H. C.....	E Martinsburg, W. Va.

NAMES.	P. O. ADDRESS.
Marsh, W. H. (Sd.).....	E Catlett, Va.
Marshall, R. D.....	E Williamsburg, W. Va.
Martin, G. G.....	E 225 E. Beverly St., Staunton, Va.
Maxwell, R. C.....	E Fairfax, Va.
Mays, G. R. (Sd.).....	E 407 Sandy Springs Rd., Laurel, Md.
McCormick, Chas. A., Jr...	E Eagle Rock, Va.
McDonald, J. E.....	E Union, W. Va.
McIntyre, W. W.....	E 405 Fairmount Ave., Winchester, Va.
McNeer, A. A.....	E Bridgewater, Va.
McNeer, R. D.....	E New Market, Va.
Meeks, R. C.....	E 714 Dale Ave., S. E. Roanoke, Va.
Meyers, J. T.....	E 113 Kunitomi, Okayama, Japan.
Michael, Chas. A.....	D Gaithersburg R. F. D., Md.
Michael, I. G. (Sd.).....	E Piedmont, W. Va.
Mitchell, M. D.....	E 1209 Campbell Ave., Roanoke, Va.
Moore, R. B.....	E Greenbank, W. Va.
Moore, R. L.....	E Westernport, Md.
Morgan, Thomas.....	E Clarksburg, Md.
Morrison, F. L.....	E 3040 Que St. N. W., Washington, D. C.
Morrow, R. W., Jr.....	P Burlington, W. Va.
Murphy, Jas. C.....	D Frankford, W. Va.
Musser, R. E.....	E Moorefield, W. Va.
Naylor, Geo. D.....	E Durbin, W. Va.
Neel, A. A. P. (Sd.).....	E Springfield, W. Va., R. F. D.
Neel, F. F.....	E Asbury, W. Va.
Neel, S. R.....	E 120 Grand Ave., Cumberland, Md.
Nevitt, R. K.....	E 3649 35th St., Mount Rainier, Md.
Newman, J. W.....	P Ingleside, Md.
Oliver, G. G.....	E 3134 10th St., Arlington, Va.
Orndoff, Arthur I.....	E Route 2, Roanoke, Va.
Owens, A. E.....	E 4100 Frankford Ave., Baltimore, Md.
Owens, J. F.....	E Front Royal, Va.
Parker, R. Moorman.....	E Lewisburg, W. Va.
Parrott, B. L. (Sd.).....	E 1204 N. Utah St., Arlington, Va.
Paskel, Chas. W.....	E McDowell, Va.
Pearson, J. H.....	E 813 3rd St., S. W., Roanoke, Va.
Phillips, C. F.....	E 4700 13th St. N. W., Washington, D. C.
Pope, G. E.....	E Levels, W. Va.
Pope, J. D. (Sd.).....	E Renick, W. Va.
Prettyman, F. J. (Sd.)....	E Rockville, Md.
Price, B. T.....	E Catlett, Va.
Proctor, R. B.....	E Lewisburg, W. Va., R. F. D.
Ray, C. K.....	E 908 Mass. Ave. N. E., Washington, D. C.
Rees, Edward J.....	E 309 E. University Pkwy., Baltimore, Md.
Regester, E. V. (Sd.).....	E Gaithersburg, Md.
Reiter, C. L. (Sd.).....	E Avalon, Tilghman's Island, Md.
Reynolds, W. M.....	E Fairfield, Va.
Rice, Royal A.....	E Annapolis, Md.
Richardson, F. M.....	E 122 E. Main St., Salem, Va.
Richcreek, L. H.....	E 4844 Reisterstown Rd., Balto., Md.
Rickard, Harry C.....	E University N. C., Chapel Hill, N. C.
Roades, E. A. (Sd.).....	E Box 28, Route 3, Roanoke, Va.
Robertson, Jas. L.....	D Romney, W. Va.
Robson, Charles L.....	E 105 Sherwood Ave., Pikesville, Md.
Rood, J. A. (Sd.).....	E Millington, Md., R. F. D.
Rose, L. O.....	E Mount Solon, Va.
Rosenberger, J. W.....	E Rockville, Md.

NAMES.	P. O. ADDRESS.
Ruckman, L. V.....	P. E. Talcott, W. Va.
Rudasill, L. S.....	E Poolesville, Md.
Russell, C. G.....	Sup. Millsboro Springs, Va.
Russell, J. D.....	E Front Royal, Va.
Russell, N. W.....	Sup. D. Lewisburg, W. Va.
Rustin, John W.....	E 3216 Macomb St. N. W., Washington, D. C.
Sapp, A. B.....	E Linden, Va.
Sarver, C. M. (Sd.).....	E Roanoke, Va., Route 2.
Saunders, W. P.....	E Marshall, Va.
Saville, L. E.....	Sup. Elk Garden, W. Va.
Schwartz, J. S.....	E Gainesville, Va.
Seay, J. W.....	E Franklin, W. Va.
Settle, Frank A.....	E White Sulphur Springs, W. Va.
Sharpe, R. M.....	E 904 Independence Ave. S. W., Washington, D. C.
Shaw, C. H. (Sd.).....	E New Windsor, Md.
Sheppe, E. S., Jr.....	E 211 Westover St., Roanoke, Va.
Sherman, H. H.....	E Front Royal, Va.
Sheets, W. Delford.....	E White Post, Va.
Shiley, Hugh L.....	D Minnehaha Springs, W. Va.
Shires, L. S.....	E Hillsboro, W. Va.
Shirkey, Albert P.....	E 3226 19th St., N. W., Washington, D. C.
Shumate, A. H.....	E Dumfries, Va.
Sites, A. B. (Sd.).....	E Vinton, Va.
Smallwood, L. H.....	E Hamilton, Va.
Smith, J. Harry (Sd.).....	E Vinton, Va.
Smith, Walter.....	E Hillsboro, Va.
Snapp, A. M. B.....	E Goshen, Va.
Snyder, D. L.....	P Berkeley Springs, W. Va.
Spindler, J. C.....	E Rockbridge Baths, Va.
Stickley, S. C.....	E Wardensville, W. Va.
Strieby, F. H.....	E Woodstock, Va.
Swann, E. A.....	P Remington, Va.
Swann, T. M.....	E Winchester, Va.
Swecker, K. D.....	E Rockville, Md., R. F. D.
Switzer, B. V. (Sd.).....	E Staunton, Va.
Sydenstricker, H.....	E 525 Belleville Rd., Roanoke, Va.
Talbert, W. O.....	E Winchester, Va.
Thomas, J. L. (Sd.).....	E Moorefield, W. Va.
Thomas, W. S.....	E Churchville, Va.
Thomasson, Mack.....	E Upperville, Va.
Thompson, Claude H.....	E R. F. D. Odenton, Md.
Thompson, Elmer L.....	Sup. Reisterstown, Md.
Tyler, Frank A.....	E Easton, Md.
Tyler, G. H. H. (Sd.).....	E Stanley, Va.
Tyler, John Paul.....	E Alexandria, Va.
VanDevander, A.....	E Stuarts Draft, Va.
Warfield, Gaither P.....	E ul. Mokotowska, 12, Warsaw, Poland.
Waters, George L.....	E Winchester, Va.
Waters, H. M.....	E Harmans, Md.
Weikel, M. P. (Sd.).....	E Shawsville, Va.
Welch, Homer.....	E Stephens City, Va.
Wells, J. Howard (Sd.)...	E 648 Register Ave., Stoneleigh, Baltimore, Md.
Wheeler, H. V.....	E Hinton, W. Va.
White, J. E.....	E Shenandoah, Va.

NAMES.	P. O. ADDRESS.
Whitehurst, R. V. (Sd.)...	E 1305 Valley Ave., Winchester, Va.
Whitesell, W. J. (Sd.).....	E Stanley, Va.
Wilcher, E. A.....	E 23 Humbird St., Cumberland, Md.
Wilson, H. A. (Sd.).....	E Strasburg, Va.
Wilson, H. M.....	E Gaithersburg, Md.
Winton, W. G.....	E 803 Carolina Ave., S. R., Roanoke, Va.
Wittig, R. L.....	E Laurel, Md.
Wood, J. R.....	E Hyattsville, Md.
Woolf, E. L.....	E Clifton Forge, Va.
Wright, B. F.....	E Alvon, W. Va.
Wyand, F. B.....	E 229 Glenn St., Cumberland, Md.
York, C. A.....	E Front Royal, Va.
York, J. M.....	E Queen Anne, Md.

Treasurer, Board of Missions:

R. G. Mowbray.....123 Light St., Baltimore, Md.

Treasurer, Board Church Extension:

A. W. Mears.....117 Commerce St., Baltimore, Md.

Treasurer, Conference Benevolent Society:

George R. Harrison.....625 Rosedale St., Baltimore, Md.

Conference Director Superannuate Endowment.

H. P. Baker.....Manassas, Va.

Conference Insurance Agent.

H. P. Baker.....Manassas, Va.

Treasurer, Board of Finance:

Clifton M. Stoy.....725 Investment Building, Washington, D. C.

CONFERENCE TREASURER:J. T. HOUCK, *Harrisonburg, Va.*H. P. BAKER, *Asst. Treasurer, Manassas, Va.***CONFERENCE SECRETARY:**H. M. CANTER, *Harrisonburg, Va.***CONFERENCE ASSISTANT SECRETARY:**C. R. CURTIS, *Keesletown, Va.*

LOCAL PREACHERS With P. O. Address

PREACHER	Address
Anderson, Harry L.	Clifton Forge, Va.
Brantam, Lee, Jr.	Hinton, W. Va.
Care, Eric Vane	Alderson, W. Va.
Deam, Ernest W.	Talcott, W. Va.
Huff, E. L.	Sweet Springs, W. Va.
Hulk, Ira S.	Frankford, W. Va.
John, Ralph Candler	Marlington, W. Va.
Moore, Price Norman	Covington, Va.
Richardson, W. C.	Covington, Va.
Russell, Noah W.	Lewisburg, W. Va.
Smith, H. B.	Covington, Va.
Smith, William L.	Dunmore, W. Va.
Stover, Robert Earl	Low Moor, Va.
Weidford, Dewey Nixon	Covington, Va.

LEWISBURG DISTRICT.

Anderson, Harry L.	L	Clifton Forge, Va.
Brantam, Lee, Jr.	L	Hinton, W. Va.
Care, Eric Vane	L	Alderson, W. Va.
Deam, Ernest W.	D	Talcott, W. Va.
Huff, E. L.	L	Sweet Springs, W. Va.
Hulk, Ira S.	D	Frankford, W. Va.
John, Ralph Candler	L	Marlington, W. Va.
Moore, Price Norman	L	Covington, Va.
Richardson, W. C.	L	Covington, Va.
Russell, Noah W.	D	Lewisburg, W. Va.
Smith, H. B.	D	Covington, Va.
Smith, William L.	L	Dunmore, W. Va.
Stover, Robert Earl	L	Low Moor, Va.
Weidford, Dewey Nixon	L	Covington, Va.

MOOREFIELD DISTRICT.

Ambrose, Charles W.	L	Lost City, W. Va.
Crowe, Raymond M.	L	Ashland, Va.
Crowe, Charles F.	L	Gainesboro, Va.
DeHaven, Meredith N.	L	Moorefield, W. Va.
Denong, William M.	L	Elk Garden, W. Va.
Dravill, John T.	L	Green Spring, W. Va.
Gillum, Virgil R.	L	Somerfield, Pa.

CONFERENCE DIRECTORY.

21

Grim, Joseph	D	Ridgely, W. Va.
Hartman, Franklin B.	L	Wiley Ford, W. Va.
Hull, Joseph L.	L	Somerfield, Pa.
Jewell, Charles A.	L	Ridgeley, W. Va.
Neel, Samuel Regester, Jr	L	Fork Union, Va.
Plummer, Kenneth M.	L	Frostburg, Md.
Saville, John D.	D	Moorefield, W. Va.
Saville, L. E.	L	Elk Garden, W. Va.
Shreck, Lawrence L.	L	Winchester, Va.
Snyder, Walter C.	L	Levels, W. Va.
Teter, John	L	Ashland, Va.
Thomas, John Leonard	L	Ashland, Va.
Yost, George W.	E	New Creek, W. Va.

ROANOKE DISTRICT.

Angle, J. C.	L	Christiansburg, Va.
Collins, Claude Ray	L	Christiansburg, Va.
Crawley, Elwood Ragland	L	Fincaastle, Va.
Doosing, W. T.	E	Shawsville, Va.
Dowdy, C. P.	L	Salem, Va.
Felty, Beverley	L	Roanoke, Va.
Fridley, C. T.	L	New Castle, Va.
Fridley, S. F.	L	Catawba, Va.
Fridley, Robert Daniel	L	Catawba, Va.
Hall, Asa Robert	L	Roanoke, Va.
Holt, John G., Jr.	L	Roanoke, Va.
Hooke, H. S.	D	Roanoke, Va.
Keith, Christopher	D	Amsterdam, Va.
Kesler, Robert Harris	L	Roanoke, Va.
Nalls, L. M.	D	Salem, Va.
Parker, Robert Plews	L	Roanoke, Va.
Persinger, D. W.	E	Roanoke, Va.
Peters, Howard Robertson	L	Salem, Va.
Reeves, George Paul	L	Roanoke, Va.
Sink, Graydon	L	Roanoke, Va.
Sowder, Eugene	L	Cambria, Va.
Smithdeal, E. O.	E	Roanoke, Va.
Stras, Joseph	D	Roanoke, Va.

ROCKINGHAM DISTRICT.

Alexander, H. B.	L	Grottoes, Va.
Andrews, J. A.	L	Bridgewater, Va.
Clatterbuck, M. W.	L	Keezletown, Va.
Earman Hobart	L	Port Republic, Va.
Hodges, James E.	L	Rileyville, Va.
Kiracofe, Geo. D.	D	Luray, Va.
Lilly, Malcolm G.	E	Dayton, Va.
Long, J. Owen	L	Harrisonburg, Va.
Pannill, Harry Burnell	L	Waynesboro, Va.
Skelton, Harold E.	L	Weyers Cave, Va.
Wagner, Charles	L	Route 1, Swoope, Va.
Woodzell, Martin L.	L	Burnsville, Va.

WASHINGTON DISTRICT.

Alford, Delia C.....	D	Hyattsville, Md.
Buckingham, Richard W..	L	1525 29th St., N. W., Washington, D. C.
Bell, Jesse W.....	L	Manassas, Va.
Bragg, Charles W.....	L	Arlington, Va.
Burgess, Arthur F.....	L	1411 Taylor St., N. W., Washington, D. C.
Claypool, Christopher C..	L	Morrisville, Va.
Craig, Oscar L.....	E	Manassas, Va.
Crittendon, Percy	L	3510 17th St., Arlington, Va.
Davis, Edward H.....	E	Washington, D. C.
Dodge, W. Wesley.....	L	McLean, Va.
Febrey, Harry C.....	E	Falls Church, Va.
Firth, Raymond	L	Emory University, Ga.
Garlick, Lynnwood.....	L	1428 R St., N. W., Wash., D. C.
Gill, Golder W.....	L	Warrenton, Va.
Gruver, John	L	Hyattsville, Md.
Jarvis, Chas. S.....	L	Yale University, New Haven, Conn.
Johnson, C. S.....	L	3664 Park Place, N. W., Washington, D. C.
Laing, David	D	Mt. Rainier, Md.
Lawson, Henry.....	E	Nokesville, Va.
Miller, Earl D.....	L	1704 Georgetown Road, Bethesda, Md.
Millstead, Harold	L	Duke Univ., Durham, N. C.
Neal, James H.....	L	C. U. Mission, Wash., D. C.
Overholt, E. E.....	E	922 M St., N. W., Wash., D. C.
Phillips, William G.....	D	Silver Spring, Md.
Pickard, William M., Jr...	L	Alexandria, Va.
Ramsey, James Earl.....	L	Leesburg, Va.
Ridgeway, Frank T.....	E	1857 Lamont St., N. W., Washington, D. C.
Roache, Arthur P.....	L	Arlington, Va.
Schwartz, Samuel H.....	D	Branchville, Md.
Stainbach, Arthur	E	Washington, D. C.
Steadman, Joseph E.....	L	Washington, D. C.
Willard, Wm. H.....	D	Branchville, Md.
Wright, Charles M.....	E	207 V St., N. E., Wash., D. C.

WINCHESTER DISTRICT.

Ashby, Harvey W.....	L	Rectortown, Va.
Cooley, Wm. E.....	L	Strasburg, Va.
Glaise, Chas. H.....	L	Strasburg, Va.
Hartley, Benjamin F.....	L	Shepherdstown, W. Va.
Hawse, John	L	Winchester, Va.
Knox, John	E	Nashville, Tenn.
Lloyd, Clarence W.....	L	Harpers Ferry, W. Va.
Marchant, James W.....	L	Bardane, W. Va.
Shrader, Charles F.....	L	Martinsburg, W. Va.
Sisler, George T.....	L	Shepherdstown, W. Va.
Wiley, Harvey S.....	E	Strasburg, Va.

IN MEMORIAM.

Our Brethren Who Have Fallen On Sleep Since 1866.

"They * * rest from their labors, and their works do follow them."

Name	Entered Confer- ence.	Place of Death.	Time.	Age.	In Ministry.
Eldridge R. Veitch.....	1831	Stephens City, Va.....	1867, Feb. 10.	57	32
David Trout	1837	Front Royal, Va.....	1869, Dec. 6.	74	36
Daniel H. Parrish.....	1855	Baltimore City	1871, Feb. . . .	37	11
John L. Gibbons.....	1822	Baltimore County, Md....	1871, July . . .	70	53
David Shoaff	1848	Woodstock, Va.	1871, May 26.	48	21
Stephen Smith	1830	Berkeley Springs, W. Va.	1871, Oct. 9. . .	69	41
James D. Nally (prob.)..	1870	Bladensburg, Md.	1871.	26	7
William G. Cross.....	1846	Leesburg, Va.	1873, Aug. 4. . .	51	20
John W. Bull	1843	Alexandria, Va.	1873, Dec. 25.	54	31
Lewis Henley (prob.)..	1873	Greenbrier Co., W. Va. .	1874, Jan. 19.	24	5
Richard S. Shreve.....	1869	Botetourt Co., Va.	1874, June 25.	34	2
William S. Baird.....	1842	Frederick Co., Va.	1874, Aug. 3. . .	59	31
Lorenzo D. Nixon.....	1854	Loudoun Co., Va.	1875, Jan. 28.	63	20
James F. Liggett.....	1855	Churchville, Va.	1875, April . . .	44	20
Poushee C. Tebbs.....	1845	Poolesville, Md.	1875, Nov. 18.	55	34
Jason P. Etchison.....	1852	Arlington, Md.	1876, May 31.	55	25
Norval Wilson	1821	Near Charlestown, W. Va.	1876, Aug. 9. . .	73	55
Henry C. Pitzer.....	1872	Union, W. Va.	1877, Feb. 8. . .	32	3
William G. Coe.....	1854	Lewisburg, W. Va.	1877, Mch. 29.	45	25
Dabney Ball	1843	Baltimore City	1878, Feb. 15.	58	30
William J. Perry.....	1858	Staunton, Va.	1878, May 12.	39	28
John N. Gray.....	1860	Hampshire Co., W. Va. .	1878, Oct. 18.	39	19
George G. Brooke.....	1829	Berryville, Va.	1878, Dec. 8. . .	69	42
James Higgins.....	1867	Baltimore City	1879, Feb. 13.	70	14
Thomas B. Sargent.....	1825	Baltimore City	1879, Oct. 13.	74	53
Wm. H. Wheelwright....	1846	Warren Co., Va.	1879, Dec. 17.	55	35
Michael P. Scanlan....	1874	Waverly, Md.	1879, Dec. 26.	26	8
John L. Gilbert.....	1842	Bruce town, Va.	1880, Jan. 28.	61	38
Ezra F. Busey.....	1842	Baltimore City	1880, May 13.	60	32
Jehu Hank	1828	Monroe Co., W. Va.	1880, July 7. . .	79	59
Enoch G. Jamison.....	1841	Newport, Va.	1880, Dec. 10.	60	34
Benjamin Arbogast.....	1857	Winchester, Va.	1881, Mch. 31.	50	20
George B. Allen.....	1861	Harford Co., Md.	1881, Sept. 4. . .	51	21
Samuel Register.....	1840	Prince George's Co., Md..	1881, Oct. 17.	63	44
S. Samuel Roszell.....	1838	Fauquier Co., Va.	1882, April 27.	70	45
John Poisal	1827	Baltimore City	1882, June 25.	75	57
Edward G. Vandiver....	1876	Lewisburg, W. Va.	1883, Sept. 3. . .	31	7
Samuel Kepler	1827	Baltimore City	1884, Aug. 1. . .	80	50
William H. Wilson.....	1844	Washington City	1884.	60	46
Charles L. Torreyson....	1850	Fairfield, Va.	1885, April 29.	52	29
Alexander B. Blue.....	1876	Rockbridge Baths, Va....	1885, June 6. . .	34	3
James H. March.....	1842	Middletown, Va.	1885, July 30.	65	48
George W. Lightner....	1868	Falmouth, Va.	1886, Feb. 14.	81	10
Frank M. Strother.....	1877	Markham, Va.	1886, Oct. 29.	34	9
Leonidas R. Greene....	1876	Roanoke City, Va.	1886, Nov. 23.	33	15
William L. Lynch.....	1872	Berryville, Va.	1887, Mch. 26.	45	11
S. Holland Eagle (prob.)	1886	Borryville, Va.	1887, June 12.	22	9
Thomas Hildebrand.....	1838	Monterey, Va.	1887, Nov. 28.	71	42
Joseph N. Spangler....	1845	Baltimore City	1887, Dec. 27.	67	48
James Beatty.....	1850	Moorefield, W. Va.	1888, April 18.	61	33
John S. Martin.....	1835	Baltimore City	1888, July 8. . .	73	53
William R. Stringer....	1855	Reisterstown, Md.	1888, Nov. 15.	54	36
Lewis C. Miller.....	1863	Harrisonburg, Va.	1889, April 25.	49	28
Gilson Mauzy.....	1851	Rockingham Co., Va.	1889, Nov. . . .	75	35
George R. Jefferson....	1855	Parnassus, Va.	1890, Jan. 8. . .	57	34
Wm. T. Quinn.....	1856	Baltimore City	1890, Feb. 26.	61	30
Andrew Robey.....	1860	Edinburg, Va.	1890, Mch. 14.	67	31
Paris M. Henderson (Pr.)	1889	Catawba, Roanoke Co., Va.	1890, April 13.	22	6

IN MEMORIAM—Continued.

Name	Entered Confer- ence.	Place of Death.	Time.	Age.	In Ministry.
Samuel S. Troy	1882	Franklin, Va.	1890, July 12.	29	
Maurice C. Mehrling (Pr.)	1888	Near Frederick City, Md.	1890, Sept. 13.	22	28
John W. Ewan	1853	Washington, D. C.	1890, Dec. 29.	59	32
Alfred A. Eskridge	1880	Staunton, Va.	1891, Jan. 16.	92	38
Francis A. Richey	1843	Woodstock, Va.	1891, Feb. 21.	73	62
John Landstreet	1848	Martinsburg, W. Va.	1891, Nov. 21.	73	43
Presley B. Smith	1853	California.	1891, June 1.	59	43
Edward F. Heterick	1857	Frederick Co., Va.	1891, May 23.	70	38
Henry Hoffman	1841	Keyser, W. Va.	1892, Jan. 12.	70	34
John C. Dice	1848	Upperville, Va.	1892, April 5.	78	41
R. Stewart Cunningham	1877	Monterey, Va.	1892, Dec. 22.	71	44
Sam'l D. Bennington (Pr.)	1891	Springfield, W. Va.	1892, Sept. 20.	61	16
Charles M. Brown	1875	Front Royal, Va.	1893, June 7.	40	16
George Stevenson	1841	Stephens City, Va.	1893, July 8.	40	18
William W. Hedrick	1875	Newport, Va.	1893, Oct. 10.	66	18
Samuel W. Haddaway	1869	Washington, D. C.	1893, Oct. 26.	43	24
M. G. Balthis	1861	Washington, D. C.	1893, Dec. 4.	25	
John W. Wolfe	1846	New Market, Md.	1894, June 1.	57	33
Samuel Rodgers	1848	Baltimore, Md.	1894, June 6.	69	48
Milton M. Long	1887	Berkeley Springs, W. Va.	1894, Nov. 1.	69	46
David Thomas	1833	Baltimore, Md.	1894, Dec. 30.	37	8
Wm. K. Boyle	1860	Hyattsville, Md.	1895, Jan. 3.	87	62
Silas R. Snapp	1867	Hyattsville, Md.	1895, Feb. 20.	55	23
John W. Boteler	1851	Cedarville, Va.	1895, Mch. 10.	61	45
Joshua M. Grandin	1845	Washington, D. C.	1896, April 12.	67	51
Henry Ross	1868	Contee's, Md.	1896.	82	28
Joseph H. Temple	1855	Alleghany Co., Md.	1896, Dec. 13.	84	42
Felix M. Totten	1876	Churchville, Va.	1897, Mch. 27.	69	22
George H. Zimmerman	1860	McDowell, Va.	1898, Mch. 15.	46	35
John W. Tongue	1844	Baltimore, Md.	1898, Nov. 3.	60	38
Alfred O. Armstrong	1876	Washington, D. C.	1898, Dec. 31.	78	53
Jefferson D. Martin	1883	Rockville, Md.	1899, Jan. 29.	44	28
J. Newman Hank	1851	Lewisburg, W. Va.	1899, Sept. 2.	40	16
James M. Follansbee	1849	Baltimore, Md.	1899, Dec. 10.	72	48
Wesley Hammond	1864	Glade Spring, Va.	1900, Jan. 12.	76	51
Archibald C. Hamill	1891	Romney, W. Va.	1900, Feb. 21.	62	36
Francis M. Mills	1832	Greenbank, W. Va.	1900, Feb. 24.	64	9
Edward H. Henry	1860	Neosho, Mo.	1900, Mch. 10.	88	68
J. Hoffman Waugh	1842	Marshall, Va.	1900, April 7.	67	40
Thomas Briley	1859	Harrisonburg, Va.	1900, Aug. 10.	86	58
John C. Jones	1877	Mount Jackson, Va.	1900, April 19.	64	41
Henry H. Kennedy	1868	Romney, W. Va.	1900, Aug. 23.	47	23
Jacob M. Eavey	1889	Charles Town, W. Va.	1901, May 21.	54	33
Samuel M. Bowman	1889	Crab Bottom, Va.	1901, Aug. 16.	41	12
Francis A. Mercer	1855	Mt. Sidney, Va.	1901, April 21.	50	12
Nelson Head	1884	Baltimore, Md.	1902, Jan. 15.	72	47
Thomas E. Carson	1853	Leesburg, Va.	1902, June 15.	91	69
Robert R. S. Hough	1854	Roanoke, Va.	1902, Oct. 18.	70	49
Rumsey Smithson	1856	Fredericksburg, Va.	1902, April 19.	73	46
John W. Canter	1859	Mansfield, Ill.	1902, June 12.	68	46
Larkin H. Crenshaw	1859	Dunlap, W. Va.	1902, June 21.	68	43
William A. McDonald	1866	Loudoun Co., Va.	1902, Sept. 22.	70	43
Charles G. Linticum	1848	Baltimore, Md.	1902, May 14.	64	36
Saul B. Dolly	1856	Prince George's Co., Md.	1903, Oct. 25.	81	55
Thomas J. Miller	1887	Fredericksburg, Va.	1903, Aug. 8.	76	47
Sydnor G. Ferguson	1872	Hedgesville, W. Va.	1903, Oct. 1.	39	16
J. C. Sedwick	1872	Leesburg, Va.	1904, Mch. 7.	59	32
Aaron Boon	1857	Calvert Co., Md.	1904, April 13.	62	32
Philip S. E. Sixeas	1856	Luray, Va.	1904, Dec. 31.	71	47
Henry D. Bishop	1869	Newcastle, Va.	1904, Dec. 23.	72	48
Sylvanus Townsend	1859	Covington, Va.	1905, May 13.	63	37
Jas. S. Porter	1857	Bohemia Manor, Md.	1906, Feb. 1.	69	47
Quincy A. Wheat	1872	Front Royal, Va.	1906, Mch. 27.	72	49
Peter H. Whisner	1861	Staunton, Va.	1906, Mch. 31.	62	34
Charles A. Joyce	1861	Baltimore, Md.	1906, April 21.	68	45
William O. Ross	1869	Gambrill's, Md.	1906, May 9.	70	45
		Abbeville, S. C.	1906, Nov. 26.	69	37

IN MEMORIAM—Continued.

Name	Entered Confer- ence.	Place of Death.	Time.	Age.	In Ministry.
Lewis G. Martin	1868	Aberdeen, Md.	1907, Feb. 22.	67	39
James H. Boyd	1875	Roanoke, Va.	1907, Mch. 30.	57	32
John O. Tackett	1879	Remington, Va.	1907, May 20.	59	28
Robert Smith	1846	Botetourt Co., Va.	1907, May 25.	73	48
Bernard B. White	1903	Manassas, Va.	1907, Aug. 27.	88	61
James S. Gardner	1853	Mt. Jackson, Va.	1907, Sept. 14.	51	4
Frederick A. Gaines	1894	Middletown, Va.	1907, Nov. 14.	78	54
James E. Armstrong	1853	Forest Grove, Md.	1907, Feb. 10.	46	14
William G. Eggleston	1837	Roanoke, Va.	1908, April 7.	78	55
Walter Neal Simpson	(Sup.)	Middletown, Va.	1908, April 25.	93	71
Charles B. LeFevre	1875	Prince Frederick, Md.	1908, Aug. 20.	30	
Leonidas A. Snow	1899	Salom, Va.	1909, April 9.	52	22
Harry W. Burruss	1863	Brentsville, Va.	1909, April 21.	55	34
Samuel K. Cox	1844	Gaithersburg, Md.	1909, April 27.	37	10
Thomas G. Novitt	1874	Frankford, W. Va.	1909, Nov. 20.	68	46
Lemuel W. Haslup	1861	Harrisonburg, Va.	1909, Nov. 27.	86	65
William L. Dolly	1884	Near Port Republic, Va.	1909, Dec. 15.	69	35
James H. Wolf	1855	Baltimore, Md.	1909, Dec. 16.	78	48
Hamilton A. Gaver	1853	Near Baltimore, Md.	1910, Feb. 5.	49	26
Addison Veller	1896	Charles Town, W. Va.	1910, Feb. 21.	76	55
William E. Henry	1877	Middletown, Va.	1910, Mch. 18.	80	57
Jacob S. Hopkins	1864	Govanstown, Md.	1910, May 15.	79	46
Joseph J. Crickenberger	1870	Baltimore, Md.	1910, Nov. 14.	36	14
John S. Hutchinson	1856	Strasburg, Va.	1910, Dec. 4.	87	33
Joseph J. Engle	1871	Lewisburg, W. Va.	1910, Dec. 25.	79	46
Asbury C. McNeer	1861	Edinburg, Va.	1911, Mch. 20.	68	40
Leonidas Butt	1908	Berryville, Va.	1911, Sept. 4.	79	55
Adam Q. Flaherty	1861	Alderson, W. Va.	1911, Dec. 19.	66	40
Andrew M. Cackley	1875	Woodstock, Va.	1912, July 8.	71	51
William H. Woolf	1877	Greenbrier Co., W. Va.	1912, Sept. 8.	28	5
John P. Hyde	1860	Greenville, Va.	1913, Jan. 5.	40	8
Clarence L. Kennard	1884	Craig Co., Va.	1913, Mch. 19.	86	52
Louis R. Jones	1860	Roanoke, Va.	1913, April 28.	64	38
LaFayette Fox	1872	Washington, D. C.	1913, Oct. 5.	61	36
J. Hervey DuLaney	1858	Washington, D. C.	1914, Feb. 17.	77	54
Charles L. Dameron	1864	Clarksburg, W. Va.	1914, Mch. 17.	51	30
Peter W. Jeffries	1885	New Market, Md.	1914, Mch. 29.	79	54
John T. Wightman	1848	Luray, Va.	1914, July 14.	68	42
Isaac Ryder	1888	Front Royal, Va.	1914, Sept. 7.	79	56
Walter W. Watts	1867	Washington, D. C.	1914, Nov. 20.	74	50
J. Kyle Gilbert	1875	Baltimore, Md.	1914, Nov. 29.	57	29
Charles E. Simmons	1874	Baltimore, Md.	1915, Mch. 3.	90	67
William M. Waters	1888	Baltimore, Md.	1915, July 28.	61	29
Charles S. Stanton	1888	Strasburg, Va.	1915, July 31.	84	48
James T. Williams	1873	Churchville, Va.	1915, Aug. 19.	64	40
John H. Davidson	1876	Manassas, Va.	1915, Aug. 22.	64	41
Samuel A. Parker	1886	Washington, D. C.	1915, Aug. 29.	54	27
Vincent W. Wheeler	1873	Harrisonburg, Va.	1915, Oct. 24.	51	27
Alpheus W. Wilson	1853	Charles Town, W. Va.	1915, Nov. 29.	69	42
William H. D. Harper	1868	Luray, Va.	1915, Dec. 5.	64	39
John S. Engle	1890	Berryville, Va.	1916, Mch. 12.	59	30
Thomas W. Brown	1867	Clifton Forge, Va.	1916, Aug. 27.	69	43
William L. Smith	1890	Baltimore, Md.	1916, Nov. 21.	82	63
Ephriam L. Kregel	1853	Roanoke, Va.	1917, Jan. 23.	77	49
Asbury R. Martin	1868	Baltimore, Md.	1917, Feb. 1.	49	27
John T. Maxwell	1864	Baltimore, Md.	1917, July 30.	80	50
William Melville	1893	Gardenville, Md.	1917, Oct. 20.	51	27
John T. Maxwell	1864	Brunswick, Md.	1917, Oct. 20.	51	27
William Hedges	1859	Shepherdstown, W. Va.	1917, Nov. 17.	89	60
George T. Tyler	1869	Staunton, Va.	1918, Aug. 20.	74	55
William E. Woolf	1876	Staunton, Va.	1918, Oct. 12.	81	54
Adam P. Boude	1858	Staunton, Va.	1919, Jan. 28.	69	44
Beverly W. Bond	1871	Waldorf, Md.	1919, Mch. 9.	81	61
John W. McNeil	1892	Martinsburg, W. Va.	1919, July 6.	76	50
		Winchester, Va.	1919, Sept. 13.	68	43
		Round Hill, Va.	1919, Nov. 29.	84	61
		Stanley, Va.	1920, Nov. 16.	62	28
		Baltimore, Md.	1920, Jan. 22.	77	49

IN MEMORIAM—Continued.

Name	Entered Conference.	Place of Death.	Time.	Age.	In Ministry.
John Frederick Baggs...	1874	Baltimore, Md.	1921, Mch. 6.	70	48
James W. Grubb.....	1879	Sudlersville, Md.	1921, Mch. 20.	75	42
James P. Stump.....	1885	Fredericksburg, Va.	1921, May 13.	75	36
Isaac W. Canter.....	1866	Washington, D. C.	1921, Aug. 27.	78	54
Oscar W. Lusby.....	1891	Roanoke, Va.	1921, Dec. .	50	30
Charles W. Stump.....	1903	Stony Ridge, W. Va.	1922, Jan. 1.	62	28
J. Latimer Kibler.....	1876	Washington, D. C.	1922, Sept. 29.	74	46
Benjamin F. Ball.....	1866	Waynesboro, Va.	1923, Jan. 26.	84	57
Rufus H. Wilson.....	1869	Blacksburg, Va.	1923, Feb. 17.	76	54
Thomas Cooper.....	1870	Staunton, Va.	1923, Mch. 24.	75	53
Isaac H. VanDevanter...	1918	Greenbank, W. Va.	1923, Mch. 25.	49	5
Wm. G. Hammond.....	1857	Dranesville, Va.	1923, April 6.	87	66
James R. Vanhorne.....	1866	Olifton Forge, Va.	1923, May 11.	82	57
Thomas A. Burch.....	1909	Roanoke, Va.	1923, May 19.	52	14
Frazier Furr.....	1869	Harrisonburg, Va.	1923, Sept. 6.	79	54
Luke R. Markwood.....	1875	Staunton, Va.	1923, Sept. 17.	73	48
Absalon Knox.....	1906	Baltimore, Md.	1924, Jan. 15.	51	17
David Bush.....	1868	Salem, Va.	1924, April 15.	85	57
David H. Kern.....	1896	Staunton, Va.	1924, June 18.	58	28
John H. Light.....	1884	Romney, W. Va.	1924, Dec. 29.	66	40
J. Robert Andrew.....	1874	Rowland, N. C.	1925, July 5.	76	42
Francis A. Strother.....	1872	Stephens City, Va.	1925, Aug. 22.	79	53
George J. D. Collins.....	1876	Baltimore, Md.	1926, Jan. 20.	76	50
John A. Kern.....	1866	Dallas, Texas	1926, Mch. 23.	80	60
Murphy D. Eilmore.....	1914	Leesburg, Va.	1926, Aug. 2.	42	12
Hubert W. Lindamood.....	1923	Winchester, Va.	1926, Nov. 21.	57	3
Christ. Sydenstricker.....	1886	Charles Town, W. Va.	1927, June 19.	81	41
George H. Echols.....	1895	Williamsburg, W. Va.	1927, Sept. 8.	63	32
Henry A. Brown.....	1880	Sebring, Fla.	1928, Feb. 17.	73	48
David F. Eutsler.....	1878	Winchester, Va.	1928, June 3.	75	50
John R. Jacobs.....	1896	Ronceverte, W. Va.	1928, July 5.	60	32
Carlton D. Harris.....	1888	Baltimore, Md.	1928, Sept. 28.	64	40
Walter W. White.....	1912	Christiansburg, Va.	1928, Oct. 28.	46	16
William Henry Sanders.....	1876	Princeton, W. Va.	1928, Nov. 13.	78	52
H. Monroe Strickler.....	1867	Luray, Va.	1928, Dec. 30.	85	61
Louis L. Lloyd.....	1872	Kerrs Creek, Va.	1929, Mch. 28.	77	55
William E. Miller.....	1871	Mt. Airy, Md.	1927, Feb. 27.	81	56
Henry I. Stephens.....	1885	Greene Co., Va.	1929, April 5.	68	44
Fiske E. Hammond.....	1886	Roanoke, Va.	1929, Mch. 28.	74	43
Jefferson W. Duffey.....	1870	Washington, D. C.	1929, Nov. 9.	83	59
John H. Wilhite.....	1890	Mt. Crawford, Va.	1930, June 17.	70	40
John H. Schooley.....	1892	Washington, D. C.	1930, Sept. 26.	63	33
Samuel R. Snead.....	1910	Buchanan, Va.	1930, Nov. 10.	63	21
Linwood Hammond.....	1891	Laytonsville, Md.	1930, Dec. 7.	67	40
Harvey L. Bivens.....	1909	Upper Marlboro, Md.	1931, Mch. 20.	53	22
Hamilton M. Roane.....	1884	Staunton, Va.	1931, Mch. 27.	74	47
Frank T. Griffith.....	1881	Washington, D. C.	1931, Apr. 22.	73	50
Henry P. Hamill.....	1877	Washington, D. C.	1931, July 4.	78	53
Harry Lee Hout.....	1892	Del Ray, Alexandria, Va.	1931, Oct. 28.	68	40
George W. Gaitther.....	1903	Clarendon, Va.	1931, Nov. 30.	..	32
Charles D. Bulla.....	1895	Nashville, Tenn.	1932, Feb. 2.	70	36
John Russell Corron.....	1925	Wardensville, W. Va.	1932, Feb. 20.	32	6
Norman N. Hall.....	1887	Front Royal, Va.	1932, June 14.	72	45
William F. Lowance.....	1905	Baltimore, Md.	1932, Nov. 2.	71	27
George Dorsey White.....	1883	Salem, Va.	1932, Dec. 28.	82	49
John Calvin Thrasher.....	1880	Bridgewater, Va.	1933, Feb. 10.	77	53
John W. Mitchell.....	1881	Silver Spring, Md.	1933, Mar. 23.	77	52
Charles B. Suttton.....	1882	Staunton, Va.	1933, July 10.	76	51
Oliver C. Beall.....	1872	Del Ray, Va.	1933, Nov. 28.	88	61
N. C. Rico.....	1918	Mt. Solon, Va.	1933, Dec. 23.	54	15
W. Clarke Early.....	1917	Baltimore, Md.	1934, Apr. 4.	40	16
Edwin Walter Brubaker.....	1901	Front Royal, Va.	1934, Nov. 12.	66	33
German O. Homan.....	1877	Roanoke, Va.	1935, Apr. 13.	83	58
Oscar Franklin Burgess.....	1874	Washington, D. C.	1935, May 17.	88	61
Geo. Whitefield Richardson	1896	Montgomery, W. Va.	1935, June 22.	73	39
Charles Luther Potter.....	1895	Mt. Crawford, Va.	1935, July 21.	80	40
Lewis Lynch Lowance.....	1904	Mill Gap, Va.	1935, Aug. 8.	61	31

IN MEMORIAM—Continued.

Name	Entered Conference.	Place of Death.	Time.	Age.	In Ministry.
William Stevens.....	1894	Baltimore, Md.	1935, Nov. 28.	71	41
Harry Lee Myerly.....	1889	Winchester, Va.	1935, Dec. 6.	73	46
A. Lee Barret.....	1888	Cumberland, Md.	1935, Dec. 3.	86	47
John Barnett Grimes.....	1922	Marlinton, W. Va.	1935, Dec. 14.	71	13
William Clifton Smith.....	1899	Penny Farms, Fla.	1935, Dec. 23.	67	36
Jos. Hendrickson Balthis.	1900	White Sulphur Spgs., W. Va.	1936, Jan. 17.	60	36
Basil Worthington Waters	1881	Buena Vista, Va.	1936, Feb. 26.	77	54
James Carroll Hooks.....	1870	Kansas City, Kan.	1936, Mch. 10.	87	66
William Russell Hardesty.	1908	Winchester, Va.	1936, Mch. 14.	55	28
Henry Slicer Coe.....	1875	Edinburg, Va.	1936, May 21.	80	61
James Lester Henderson.	1883	Roanoke, Va.	1936, Nov. 13.	84	53
Charles Carroll Burruss.	1925	Washington, D. C.	1936, Nov. 16.	34	11
Wm. Buckingham Dorsey.	1875	Branchville, Md.	1937, Mar. 27.	89	62
Wm. Soule Hammond.....	1892	Arlington, Va.	1937, Apr. 18.	63	45
Walker Peyton C. Coe.....	1879	Washington, D. C.	1937, Apr. 10.	78	38
James Lester Shipley.....	1861	Bedford, Va.	1937, June 11.	99	78
George Robert Fringer.....	1904	Eagle Rock, Va.	1937, June 9.	70	33
Levi Burwell Atkins.....	1894	Washington, D. C.	1937, Nov. 2.	80	43
Hamilton Worth Kinzer.....	1871	Harrisonburg, Va.	1937, Nov. 9.	90	66
Rufus Martin Wheeler.....	1874	Strasburg, Va.	1938, Mar. 3.	91	64
William French Locke.....	1888	Washington, D. C.	1938, June 5.	73	50

Sessions of the Baltimore Conference

Date	Place	President
1866—Feb. 7-15.	Alexandria, Va.	John Early.
1867—March 6-13.	Trinity, Baltimore, Md.	George F. Pierce.
1868— " 4-13.	Central, Baltimore, Md.	D. S. Doggett.
1869— " 3-12.	Trinity, Baltimore, Md.	W. W. Wightman.
1870— " 2-10.	St. Paul's, Baltimore, Md.	H. N. McTyeire.
1871— " 8-14.	Salem, Va.	George F. Pierce.
1872— " 6-13.	Warrenton, Va.	Robert Paine.
1873— " 5-14.	Trinity, Baltimore, Md.	George F. Pierce.
1874— " 4-12.	Staunton, Va.	D. S. Doggett.
1875— " 3-10.	Washington, D. C.	E. M. Marvin.
1876— " 1- 8.	Winchester, Va.	E. M. Marvin.
1877— " 7-15.	Alexandria, Va.	H. H. Kavanaugh.
1878— " 6-14.	St. Paul's, Baltimore, Md.	H. N. McTyeire.
1879— " 5-11.	Salem, Va.	W. W. Wightman.
1880— " 3-10.	Front Royal, Va.	J. C. Keener.
1881— " 9-15.	Harrisonburg, Va.	{ A. W. Wilson
1882— " 8-14.	Fredericksburg, Va.	{ H. N. McTyeire
1883— " 14-21.	Charles Town, W. Va.	H. N. McTyeire.
1884— " 12-19.	Calvary, Baltimore, Md.	J. C. Keener.
1885— " 11-18.	Salem, Va.	A. W. Wilson.
1886— " 10-16.	Staunton, Va.	{ Samuel Rodgers
1887— " 9-15.	Leesburg, Va.	{ J. C. Granbery
1888— " 14-20.	Martinsburg, W. Va.	H. N. McTyeire.
1889— " 13-19.	Alexandria, Va.	J. C. Keener.
1890— " 12-19.	St. Paul's, Baltimore, Md.	A. W. Wilson.
1891— " 11-17.	Greene Mem., Roanoke, Va.	A. W. Wilson.
1892— " 23-29.	Harrisonburg, Va.	W. W. Duncan.
1893— " 22-27.	Front Royal, Va.	E. R. Hendrix.
1894— " 28-April 4.	Fredericksburg, Va.	J. C. Keener.
1895— " 27- " 3.	Washington, D. C.	J. S. Key.
1896— " 25-31.	Roanoke, Va.	J. C. Granbery.
1897— " 24-30.	Staunton, Va.	J. C. Granbery.
1898— " 23-28.	Hinton, W. Va.	R. K. Hargrove.
1899—April 5-11.	Washington, D. C.	C. B. Galloway.
1900— " 4-10.	Washington, D. C.	A. W. Wilson.
1901— " 3- 9.	Roanoke, Va.	J. C. Granbery.
1902—March 26-April 1.	Trinity, Baltimore, Md.	W. A. Candler.
1903— " 25-31.	Fredericksburg, Va.	O. P. Fitzgerald.
1904— " 30-April 5.	Alexandria, Va.	C. B. Galloway.
1905— " 22-28.	Winchester, Va.	A. Coke Smith.
1906— " 28-April 2.	Cumberland, Md.	A. W. Wilson.
1907— " 27- " 3.	Staunton, Va.	{ Collins Denny
1908— " 25-31.	Roanoke, Va.	{ W. W. Duncan
1909— " 24-30.	St. Paul's, Baltimore, Md.	{ A. W. Wilson.
1910— " 23-28.	Washington, D. C.	{ W. A. Candler.
1911— " 29-April 3.	Clifton Forge, Va.	E. E. Hoss.
1912— " 27- " 2.	Roanoke, Va.	A. W. Wilson.
1913— " 26-31.	Staunton, Va.	W. B. Murrah.
		J. C. Kilgo

Date	Place	President
1914—March 25-30.	Baltimore, Md.	Collins Denny.
1915— " 24-29.	Washington, D. C.	W. A. Candler.
1916— " 22-27.	Alexandria, Va.	Edwin D. Mouzon.
1917— " 28-April 2.	Roanoke, Va.	W. B. Murrah.
1918—April 3- 8.	Central, Baltimore, Md.	James Atkins.
1919—March 26-31.	Staunton, Va.	E. R. Hendrix.
1920—April 7-12.	Washington, D. C.	E. R. Hendrix.
1921— " 7-11.	Greene Mem., Roanoke, Va.	E. R. Hendrix.
1922—March 23-27.	Washington, D. C.	U. V. W. Darlington.
1923—April 4- 9.	West End, Roanoke, Va.	W. A. Candler.
1924— " 27.	Greene Mem., Roanoke, Va.	W. A. Candler.
1925—March 25-30.	Mt. Vernon Pl., Wash., D. C.	W. A. Candler.
1926— " 23-29.	Winchester, Va.	W. A. Candler.
1927—Sept. 28-Oct. 3.	Greene Mem., Roanoke, Va.	Collins Denny.
1928— " 26- " 1.	Staunton, Va.	Collins Denny.
1929—Sept. 24-29.	Cumberland, Md.	Collins Denny.
1930—Sept. 25-29.	Washington, D. C.	W. B. Beauchamp.
1931—Sept. 30-Oct. 5.	Roanoke, Va.	E. D. Mouzon.
1932—Oct. 5-10.	Winchester, Va.	W. F. McMurry.
1933— " 4-9.	Roanoke, Va.	W. F. McMurry.
1934— " 4-9.	Wilson Mem., Balto., Md.	{ Forney Hutchinson.
1935— " 9-14.	Central, Staunton, Va.	{ Paul B. Kern.
1936— " 8-12.	Mt. Vernon Place, Wash., D. C.	{ E. D. Mouzon.
1937— " 6-11.	Winchester, Va.	{ E. D. Mouzon
1938— " 5-10.	Harrisonburg, Va.	{ A. J. Moore.
		{ W. W. Peele

Journal of Daily Proceedings

1938

FIRST DAY.

Evening Session.

Wednesday, October 5th, 1938.

THE BALTIMORE CONFERENCE of the Methodist Episcopal Church, South, commenced its one hundred and fifty-fourth session in Main Street Methodist Church, Harrisonburg, Virginia, at seven-thirty o'clock in the evening. Bishop William Walter Peele in the chair.

THE CONFERENCE united in singing Hymn No. 172,

"Come Holy Spirit, heavenly dove,
With all Thy quickening power"

after which Bishop Peele led in prayer.

HYMN No. 387 was sung,

"Break Thou the bread of life,
Dear Lord, to me.
As Thou didst break the loaves
Beside the sea"

after which the Bishop read a portion of the nineteenth chapter of St. John's Gospel, and impressively addressed the Conference on the central place of the cross in the Christian religion.

THE HOLY SACRAMENT was administered by the Bishop, assisted by the presiding elders.

CONFERENCE united in singing Hymn No. 2—

"Come Thou Almighty King,
Help us Thy name to sing."

THE ROLL was called by the secretary of the last conference and 216 clerical and 62 lay members answered to their names.

H. M. CANTER was elected secretary and upon his nomination C. R. Curtis was elected assistant secretary; Nolan B. Harmon, Jr., recording secretary; J. Harry Smith, statistical secretary; A. I. Orndoff,

C. L. Robson, J. H. Bean, C. J. Clark, C. L. Beard, A. L. Hunter, R. A. Bergdoll, assistant statistical secretaries; and H. W. Craver, assistant secretary in charge of the sale of the minutes.

WHEN THE NAMES of Levi B. Atkins, Hamilton W. Kinzer, Rufus M. Wheeler and William French Locke were called, they were reported as having died in the Lord, and their names were referred to the Committee on Memoirs. The Conference stood at reverent attention and H. H. Sherman led in prayer.

ON MOTION of H. R. Deal the hours of meeting and adjournment were fixed at 9.00 A. M. to 12.45 P. M.

THE BAR of the Conference was fixed to include the entire auditorium of the church.

THE NOMINATIONS of the presiding elders for the committees to serve for the session of 1938 were presented, and, upon motion, they were elected. (See Committees).

ON MOTION OF H. M. Canter, H. P. Baker was elected assistant treasurer to serve for the present session of Conference, and the following letter to the First National Bank of Harrisonburg, Virginia, was ordred spread upon the minutes.

Harrisonburg, Va.,
October 5th, 1938.

First National Bank,
Harrisonburg, Va.

Gentlemen:

As duly elected Officers of the Baltimore Conference of the M. E. Church, South, viz: W. W. Peele, Bishop, and H. M. Canter, Secretary, and due to the present illness of Mr. J. T. Houck, duly elected Treasurer of said Conference, we hereby authorize and empower you to honor any checks drawn against the accounts with your bank standing in the name of J. T. Houck, Treasurer, of Baltimore Conference or J. T. Houck, treasurer, Board of Finance, Baltimore Conference, for a period not exceeding ten days from this date, that is to say during the period from October 5, 1938, to October 15, 1938, inclusive, which are signed H. P. Baker, acting treasurer. The signature of H. P. Baker is affixed in the space provided below.

Very truly yours,

W. W. PEELE, Bishop.

H. M. CANTER, Secretary.

H. P. BAKER, Acting Treasurer.

ON MOTION OF W. W. McIntyre ten-thirty o'clock tomorrow morning was made the order of the day to begin balloting for the delegates to the Uniting Conference.

THE FOLLOWING SUBSTITUTIONS were made on the roll:

C. W. Pence in place of M. B. Whiting and Roy G. Downey in place of J. Frank Watts in the Lewisburg District; W. T. Doosing in place of A. L. White and Mrs. D. M. Brown in place of R. K. Carr in the Roanoke District; Peter B. Graeff in place of Mrs. Janie Abel in the Washington District.

QUESTION TWENTY-TWO of the General Minutes was called, i. e.: "Are all the preachers blameless in their life and official administration?"

SUPERANNUATES: The names of John A. Anderson, James M. Anderson, William H. Ballengee, John W. Beall, D. L. Blakemore, C. H. Buchanan, H. Q. Burr, H. M. Canter, William Clews, C. T. Collyer, R. L. Eutsler, R. L. Fultz, A. L. Harnsberger, John C. Hawk, James M. Hawley, John B. Henry, S. V. Hildebrand, J. B. Hedrick, G. K. Heydrick; J. B. Hupman, Turner A. Jordan, James S. Keene, John H. Kuhlmann, G. D. Kidner, T. J. Lambert, Charles W. Mark, W. H. Marsh, G. R. Mays, I. G. Michael, A. A. P. Neel; B. Lee Parrott, F. J. Prettyman, J. D. Pope, E. V. Regester, E. A. Roades, J. A. Rood, Charles M. Server, C. H. Shaw, A. B. Sites, B. V. Switzer, John L. Thomas, German H. H. Tyler, M. P. Weikel, J. Howard Wells, R. V. Whitehurst, W. J. Whitesell and Henry Wilson were called, their characters examined and passed and their names referred to the committee on Conference Relations for a superannuated relation.

THE NOMINATIONS of the presiding elders for quadrennial boards and committees were presented and read, and upon motion they were severally elected. (See Boards and Committees.)

INTRODUCTIONS: Dr. J. Q. Schisler of the General Board of Christian Education; Dr. G. L. Morelock, General Secretary, Board of Lay Activities; Dr. H. P. Myers, Promotion Secretary of the General Board of Missions; Dr. S. C. Hatcher, Vice-President Randolph-Macon College; Dr. J. A. Chapman, President Ferrum Training School; and Rev. J. Aubrey Hughes, Secretary Randolph-Macon Forward Movement, were severally introduced to the Conference.

Dr. C. K. Vliet, Secretary of the Commission on Benevolences, was introduced and addressed the Conference.

R. D. McNEER presented to Bishop Peele a gavel made from wood obtained at the birthplace of Bishop William Taylor, who was formerly a member of this Conference. The Bishop accepted the gavel with suitable remarks of appreciation.

COMMUNICATIONS WERE RECEIVED and referred as follows:

From the General Board of Finance to the Conference Board of Finance.

From the General Board of Christian Education to the Conference Board of Christian Education.

From the General Board of Missions to the Conference Board of Missions.

From the General Board of Church Extension to the Conference Board of Church Extension.

CONFERENCE ADJOURNED with singing of the Doxology and the benediction by F. J. Prettyman to meet tomorrow morning at nine o'clock.

SECOND DAY.

Morning Session.

Thursday, October 6, 1938.

CONFERENCE met pursuant to adjournment.

BISHOP PEELE in the chair.

AFTER singing hymn No. 2,

"Come thou Almighty King,"

the Bishop led in the responsive reading entitled "The Lord reigneth."

S. V. HILDEBRAND led in prayer.

THE JOURNAL of yesterday was read and approved.

THE SECRETARY called the roll of absentees and 7 clerical and 15 lay members answered to their names.

UPON MOTION it was ordered to dispense with further calling of the roll.

SUBSTITUTIONS: Dr. J. C. Joyce in place of G. C. Umberger from the Baltimore District.

INTRODUCTIONS: Dr. J. Q. Schisler, one of the secretaries of the General Board of Christian Education, was introduced and addressed the Conference, relative to the work of the church school. Dr. G. L. Morelock, General Secretary of the Board of Lay Activities, was introduced and addressed the Conference.

QUESTION SEVENTEEN of the General Minutes was called, viz.: "What traveling preachers and what local preachers have been elected deacons?" The names of Francis Irwin Cockrell, and Charles Staley Clarkson were called and, having passed in examination before the Committee on the Course of Study, their characters were passed and they were elected deacons and advanced to the class of the third year.

The name of Ross Ogden Louthan, already a deacon, was called, and having passed in examination before the Committee on the Course of Study, his character was passed and he was advanced to the Class of the Third Year.

QUESTION THREE of the General Minutes was called, viz.: "Who remain on trial?"

The names of Gillam Claude Bentley, Quade Roy Arbogast and Esdras Gruver were called, and, having passed in examination before

the Committee on the Course of Study, their characters were passed and they were advanced to the class of the second year.

QUESTION FOUR of the General Minutes was called, viz: "Who else in the class of the second year?" Answer: None.

QUESTION SEVENTEEN of the General Minutes was resumed. The name of Esdras Gruver was called and, having been a local preacher three years and in the itinerant ministry one year, he was upon motion elected a local deacon.

The recommendation of Virgil Rushell Gillum for local deacon's orders was presented from the Moorefield District Conference and upon motion he was elected.

QUESTION SIX of the General Minutes was called, viz: "Who are admitted into full connection?" Francis Irwin Cockrell, Charles Staley Clarkson and Ross Ogden Louthan, having been recommended by the Committee on Admissions, were called forward. The Bishop impressively addressed them and propounded the disciplinary questions and they were upon motion admitted into full connection.

ORDER OF THE DAY. The order of the day having arrived for the election of delegates to the Uniting Conference, the Bishop announced the following tellers: Clerical—W. J. Elliott, E. W. Aaron, J. H. Pearson, C. F. Phillips, F. H. Strieby, E. T. Harrison and R. M. Parker; and Lay—A. H. Dudley, W. R. Cross, Dr. N. M. Canter, W. E. Cooley, John Brayshaw, B. F. Mitchell and Dr. C. S. Coffman.

ON MOTION of the secretary, James A. Johnson and John H. Ray were elected assistant secretaries to attend the tellers in the counting of the ballots.

THE SECRETARY announced that the Conference was entitled to six clerical and six lay delegates.

THE FIRST BALLOT for clerical and lay delegates to the Uniting Conference was ordered. The ballot was taken and the tellers retired to count the votes.

INTRODUCTIONS: Dr. J. A. Chapman, president of Ferrum Training School; Mr. W. Frank White of the Publishing House, Richmond, Va.; and Dr. Jonathan B. Hawk associate editor of the church school publications of the M. E. Church, were introduced and addressed the Conference.

QUESTION ONE of the General Minutes was called, viz: "Who are admitted on trial?" The recommendations of Harold Hanger Fink and Daniel Lester Snyder from the Lewisburg District Conference; John Wesley Newman from the Roanoke District Conference; Harry Kirby Krams from the Rome District of the North Georgia Conference; Harry Griffith Balthis and Edgar Allen Swann from the Winchester District Conference, were presented, and having passed in examination before the Committee on the Course of Study and having been recommended by the Committee on Admissions they were upon motion severally admitted on trial.

The recommendation of Ruthan Wellington Morrow, Jr., from the Moorefield District Conference was presented, and he was admitted on trial by a two-thirds vote, according to paragraph 407 of the discipline.

ON MOTION of John Paul Tyler the secretary was requested to send messages of love and sympathy to the absent superannuate preachers and to those detained by reason of sickness.

QUESTION NINETEEN of the General Minutes was called, viz: "What traveling preachers and what local preachers have been elected elders?" Frederic Addison Holden, William Hedley Clews, Charles Albert McCormick, Jr., and Harry Cleveland Rickard, traveling preachers, having passed in examination before the Committee on Course of Study, their characters were passed and they were elected to elder's orders.

Lyscum Elbert Crowson, not having completed the Course of Study, his character was passed and he was continued in the class of the fourth year.

QUESTION FIFTEEN of the General Minutes was called, viz: "Who are the deacons of one year?" Hugh Lafayette Shiley, George Samuel Lightner, James Lewis Robertson, Charles Austin Michael, Carlton Matthai Harris, John Ralston Hendricks, William Boyd Bryant, James Catlett Murphy, Archie Dean Kesler, Benjamin Ralph Mark, Benjamin Wierman Coe, and Lance Keith Knowles, having passed in the examination before the Committee on Course of Study, their characters were passed and they were advanced to the class of the fourth year.

Charles Lee Felty, not having completed the Course of Study, his character was passed and he was continued in the class of the third year.

ON MOTION it was ordered that the time for adjournment be extended so that another ballot for delegates to the Uniting Conference could be taken.

THE TELLERS returned with the result of the first ballot for clerical delegates to the Uniting Conference, as follows:

Ballots cast, 213; void, 5; ballots valid, 208; necessary to elect, 105. N. B. Harmon, Jr., 149; E. L. Woolf, 113; H. M. Canter, 105; E. C. Beery, 105; H. Sydenstricker, 96; S. K. Cockrell, 62; J. C. Copenhaver, 51; E. C. Brandt, 48; F. J. Prettyman, 48; C. K. Ray, 39; W. H. Best, 38; F. M. Richardson, 37; G. G. Martin, 32; W. W. McIntyre, 29; J. P. Tyler, 27; C. M. Hesser, 27; J. H. Pearson, 20; C. W. Fink, 20; H. C. Marsh, 20; H. R. Deal, 19; H. P. Baker, 19; E. S. Sheppe, 14; R. K. Nevitt, 13; T. M. Swann, 11; J. W. Russell, 10.

THE BISHOP declared that N. B. Harmon, Jr., E. L. Woolf, H. M. Canter and E. C. Beery had been elected clerical delegates to the Uniting Conference.

THE TELLERS returned with the first ballot for lay delegates as follows: Number of votes cast, 85; defective, 6; votes valid, 79;

necessary to a choice, 40. John H. Rosenberger, 62; John E. Easter, 46; J. R. Norman, 31; Dr. C. S. Coffman, 23; George H. Lamar, 20; John Brayshaw, 20; Mrs. W. H. Ballengee, 20; Dr. Noland Canter, 18; E. B. Jones, 17; Bruce Slaven, 16; A. H. Dudley, 16; J. H. Bryan, 13; J. E. Miller, 12; W. F. Hummer, 12; R. L. Durham, 10; J. H. Ray, 10. The Bishop declared that John H. Rosenberger, and John E. Easter were elected lay delegates to the Uniting Conference.

THE BISHOP ordered the second ballot for clerical and lay delegates to the Uniting Conference be taken. The ballot was taken and the tellers retired to count the votes.

ON MOTION of H. M. Canter it was ordered that when we adjourn we adjourn to meet at 7.30 o'clock this evening.

CONFERENCE united in singing hymn No. 250,

"Rescue the perishing, care for the dying."

REPORT No. 1 of the Board of Missions was presented and read. Dr. Harry Denman, Secretary of the Department of Evangelism, Board of Missions, was introduced and addressed the Conference upon the imperative need of a more fervent evangelism throughout the Church, and upon motion Report No. 1 of the Board of Missions was unanimously adopted.

CONFERENCE adjourned with prayer and the benediction by Bishop Peele to meet this evening at 7.30 o'clock.

SECOND DAY.

Evening Session.

Thursday, October 6th, 1938.

CONFERENCE convened at the appointed hour, Bishop Peele in the chair.

AFTER THE SINGING of Hymn No. 2,

"Come Thou Almighty King."

E. L. Woolf led in prayer.

THE JOURNAL of the morning session was read and approved.

AS A MATTER of information the Conference desired to put on record the fact that H. H. Sherman is also a member of the Uniting Conference from the Baltimore Conference by virtue of his membership on the General Conference Commission on Church Union.

THE REPORT of the Board of Directors of the Baltimore Southern Methodist, Inc., was presented and referred without reading to the Board of Christian Literature.

THE REPORT of the Board of Christian Education was presented and read.

H. H. SHERMAN, Executive Secretary, and C. A. York, Extension Secretary and Director of Young People's Work of the Conference

Board of Christian Education; Col. John C. Boggs, Principal of Randolph-Macon Academy, Front Royal, Virginia; and Dr. S. C. Hatcher, Vice-President of Randolph-Macon College, were severally introduced and briefly addressed the Conference.

AFTER a selection by the glee club of Madison College, Bishop Peele spoke impressively of the field and ministry of Christian education and presented Dr. J. Q. Schisler, Secretary of the Department of the Local Church of the General Board of Christian Education who addressed the Conference on "Christian Education for our Times". Upon motion the report of the Board of Christian Education was adopted.

THE TELLERS returned with the result of the second ballot for clerical members to the Uniting Conference as follows: Total number ballots cast, 184; necessary to elect, 93. H. Sydenstricker, 101; S. K. Cockrell, 71; C. E. Brandt, 27; J. C. Copenhaver, 24; F. M. Richardson, 24; F. J. Prettyman, 23; W. H. Best, 18; H. P. Baker, 13; C. K. Ray, 9; W. W. McIntyre, 9; C. M. Hesser, 8; H. R. Deal, 8; G. G. Martin, 7; J. P. Tyler, 7.

THE BISHOP declared that H. Sydenstricker was elected a clerical delegate to the Uniting Conference.

THE TELLERS returned with the result of the second ballot for lay delegates to the Uniting Conference as follows: Ballots cast, 65; defective, 2; necessary to a choice, 32. Dr. Noland M. Canter, 33; Dr. C. S. Coffman, 24; J. R. Norman, 20; Mrs. W. H. Ballengee, 17; G. H. Lamar, 16; W. F. Hummer, 14; E. B. Jones, 14; John Brayshaw, 11; C. C. Carlin, Jr., 10; Bruce Slavin, 10; J. S. Miller, 9; R. L. Durham, 8; A. H. Dudley, 8; John R. Ray, 7; and J. Harry Bryan, 7.

THE BISHOP declared Dr. Noland M. Canter was elected a lay delegate to the Uniting Conference.

THE BISHOP ordered the third ballot for clerical and lay delegates to the Uniting Conference be taken. The ballot was taken and the tellers retired to count the votes.

CONFERENCE adjourned with singing the Doxology and benediction by R. K. Nevitt to meet tomorrow morning at nine o'clock.

THIRD DAY.

Morning Session.

Friday, October 7th, 1938.

CONFERENCE met pursuant to adjournment.

Bishop Peele in the chair.

AFTER UNITING in singing Hymn No. 164,

"All hail the power of Jesus' name",

THE BISHOP led in the responsive reading entitled "Hope in God."

N. B. HARMON, JR., led in prayer.

THE JOURNAL of last night was read and approved.

QUESTION TEN of the General Minutes was called, i. e.: "Who are received from other churches as traveling preachers?" Answer NONE.

QUESTION ELEVEN of the General Minutes was called, i. e.: "Who are located this year?" Answer NONE.

QUESTION TWELVE of the General Minutes was called, i. e.: "Who have withdrawn or been expelled?" Answer NONE.

QUESTION NINETEEN of the General Minutes was resumed, i. e.: "What local preachers have been elected elders?" Answer NONE.

QUESTION TWENTY-ONE of the General Minutes was called: "Who have been recommended by a district conference for recognition of their orders as local deacons or local elders?" Answer NONE.

QUESTION TWENTY-FOUR of the General Minutes was called, i. e.: "Who are superannuated?" The names of Charles Leslie Reiter, Elias Galloway Helmintoller and James Harry Smith were called, their characters were passed and their names were referred to the Committee on Conference Relations for a superannuate relation.

INTRODUCTIONS: Dr. F. N. Parker of the Candler School of Theology Emory University; Rev. J. Aubrey Hughes, Secretary of the Randolph-Macon Forward Movement; and Mr. George W. Crabbe, Superintendent and Attorney Maryland Anti-Saloon League, were severally introduced and addressed the Conference in behalf of the institutions and interests under their care.

THE FOLLOWING ministers were also introduced to the Conference: H. P. Clarke, E. G. Hill, G. Fred Williams, H. H. Smith, W. P. Watkins, A. E. Acey, A. P. Williams, L. H. Early and A. J. Carter of the Virginia Conference; and also Dr. J. Silor Garrison, pastor of the Reformed Church; Dr. W. Parks Wilson, pastor of the First Presbyterian Church; and Rev. I. G. Carter, pastor of the Colored Methodist Church, all of Harrisonburg, Virginia.

THE TELLERS returned with the result of the third ballot for clerical delegates to the Uniting Conference as follows: Ballots cast, 138; void, 1; necessary to elect, 69. S. K. Cockrell, 76; C. E. Brandt, 22; F. M. Richardson, 12; J. C. Copenhaver, 9; F. J. Prettyman, 4; W. H. Best, 3; C. K. Ray, 3; C. M. Hesser and C. W. Fink, 2.

THE BISHOP declared that S. K. Cockrell had been elected a delegate to the Uniting Conference.

THE TELLERS returned with the result of the third ballot for lay delegates to the Uniting Conference as follows: Votes cast, 70; defective, 1; necessary to elect, 35.

THE BISHOP declared that no one had received a majority of the votes cast and there was no election.

ON MOTION of N. B. Harmon, Jr., it was ordered that four clerical alternates and four lay alternates be elected.

THE BISHOP ordered the first ballot for clerical alternates to the Uniting Conference be taken. The ballot was taken and the tellers retired to count the votes.

THE BISHOP ordered the fourth ballot for lay delegates to the Uniting Conference be taken. The ballot was taken and the tellers retired to count the votes.

THE BOARD OF CHRISTIAN EDUCATION presented, with the approval of the presiding elders, the following names for membership on the Conference Board of Christian Education: H. R. Deal, F. A. Settle and Mrs. E. H. Ould, and they were upon motion elected.

THE REPORT of the Committee on Sabbath Observance was presented and read. Dr. W. W. Davis, Secretary of the Lord's Day Alliance of Maryland, was introduced and addressed the Conference, and upon motion the report was adopted.

QUESTION TWENTY-TWO of the General Minutes was resumed.

W. H. Best, presiding elder, presented the report for the Baltimore District, and the names of G. H. Fielding, R. A. Rice, C. L. Fossett, E. J. Rees, N. G. Barnhart, L. H. Richcreek, J. W. Leggett, C. F. Phillips, E. A. Lambert, C. L. Robson, S. K. Cockrell, W. J. Elliott, C. E. Kirby, Mack Thomasson, G. M. Butt, S. J. L. DuLaney, Frank A. Tyler, W. T. Gover, C. W. Jordan, W. D. King, C. I. Flory, W. D. Eye, S. M. Iglehart, P. R. Diehl, R. L. Wittig, M. L. Fearnow, C. H. Thompson, L. S. Rudasill, J. M. York, L. B. Bobbitt, J. S. Schwartz, H. M. Waters and H. M. Wilson were called, and their characters examined and passed.

C. W. Fink, presiding elder, presented the report for the Lewisburg District, and the names of D. A. Beery, B. F. Wright, F. F. Neel, E. L. Woolf, R. A. Bergdoll, H. S. Coffey, Thomas Morgan, G. D. Naylor, R. B. Moore, A. W. Groscup, H. V. Wheeler, J. P. Atkins, L. S. Shires, R. M. Parker, B. W. John, R. B. Proctor, Palmer Eubank, J. E. McDonald, W. M. Compton, and J. D. Russell were called, and their characters examined and passed.

C. E. Brandt, presiding elder, reported for the Moorefield District, and the names of F. B. Wyand, Allan Gillis, J. H. Brown, J. W. Seay, S. C. Stickley, L. H. Greenwood, S. R. Neel, C. W. Paskel, J. H. Light, R. E. Musser, W. M. Reynolds, R. L. Moore, L. W. Darst, E. T. Harrison, W. P. Good and G. M. Bell were called, and their characters examined and passed.

H. Sydenstricker, presiding elder, reported for the Roanoke District, and the names of E. B. Cook, J. A. Johnson, H. H. Hoyt, J. H. Davidson, L. W. Griggs, Charles L. DeLong, D. N. Calvert, O. L. Gochenour, A. W. Henton, R. C. Meeks, D. M. Brown, C. J. Clark, N. B. Harmon, Jr., A. I. Orndoff, J. H. Billingsley, E. S. Sheppe, Jr., W. G. Winton, J. H. Pearson, M. D. Mitchell, Wilfred Lawson, W. A. Clark, W. E. Holley, F. M. Richardson and F. A. Settle were called, and their characters examined and passed.

THE TELLERS returned with the result of first ballot for clerical alternates to the Uniting Conference as follows: Ballots cast, 178; void, 6; necessary to a choice, 87. C. E. Brandt, 109; J. C. Copenhagen, 70; F. M. Richardson, 61; C. K. Ray, 58; W. H. Best, 55; F. J.

Prettyman, 48; W. W. McIntyre, 39; C. W. Fink, 38; J. H. Pearson, 24; H. C. Marsh, 21; G. G. Martin, 20; C. M. Hesser, 18; J. P. Tyler, 17; R. K. Nevitt, 14; H. R. Deal, 12; H. P. Baker, 11; E. S. Sheppe, 10.

THE BISHOP declared C. E. Brandt was elected a clerical alternate to the Uniting Conference.

THE TELLERS returned with the result of the fourth ballot for lay delegates to the Uniting Conference as follows: Ballots cast, 89; necessary to a choice, 45. Dr. C. S. Coffman, 74; G. H. Lamar, 61; J. R. Norman, 60; Mrs. W. H. Ballengee, 17; A. H. Dudley, 15.

THE BISHOP declared that Dr. C. S. Coffman, George H. Lamar and J. R. Norman had been elected lay delegates to the Uniting Conference.

THE BISHOP ordered the second ballot for clerical alternates and the first ballot for lay alternates to be taken. The ballot was taken and the tellers retired to count the votes.

JOHN PAUL TYLER presented the following resolution which was unanimously adopted:

"Resolved, that we convey through Dr. Franklin N. Parker to Bishop Warren A. Candler, the assurance of our abiding love, the hope for a renewal of his strength, and this expression of our gratitude to God for his ministry in our midst, through which we have been drawn closer to our Lord and made more conscious of our heavenly hope."

THE SECRETARY was also instructed by unanimous vote to send message of love and greetings to Bishop Collins Denny.

QUESTION TWENTY-TWO of the General Minutes was resumed:

C. K. Ray, presiding elder, presented the report for the Rockingham District, and the names of C. B. Larrick, A. A. McNeer, A. Van Devander, W. S. Thomas, A. M. B. Snapp, H. L. Coffman, R. D. McNeer, H. R. Deal, Gaither P. Warfield, C. R. Curtis, E. W. Aaron, D. L. Fringer, W. F. Hodges, L. O. Rose, R. O. Hipes, W. A. Lynch, E. A. Wilcher, J. E. White, J. C. Copenhaver, F. L. Baker, J. H. Blakemore, Jr., and J. C. Dugger were called, their characters examined and passed.

Edgar C. Berry, presiding elder, presented the report for the Washington District, and the names of C. M. Hesser, John Paul Tyler, H. W. Craver, G. G. Oliver, W. M. Lockett, Jr., G. J. Cooper, P. H. Groseclose, A. L. Hunter, R. C. Maxwell, P. C. Helmtoller, Jr., B. T. Price, R. B. Clagett, J. R. Wood, C. M. LeFew, J. H. Bean, H. P. Baker, F. L. Morrison, K. D. Swecker, C. C. Bush, A. H. Shumate, R. D. Marshall, J. W. Rosenberger, O. D. Lambert, W. H. Gray, A. B. Sapp, C. H. Cannon, W. D. Keene, H. E. Cromer, G. G. Martin, A. P. Shirkey, R. M. Sharpe, R. K. Nevitt, and J. W. Rustin were called and their characters examined and passed.

W. W. McIntyre, presiding elder, presented the report for the Winchester District, and the names of W. O. Luttrell, W. O. Talbert, A. E. Owens, J. H. Haley, G. L. Waters, J. F. Owens, Walter Smith, C.

L. Beard, George Hasel, W. J. Groah, W. P. Saunders, H. C. Marsh, J. T. Brown, L. H. Smallwood, Wendell Allen, F. M. Lucas, Homer Welch, A. O. Lyons, G. E. Pope, W. D. Sheets, T. M. Swann, F. H. Strieby, H. H. Sherman, and C. A. York were called, and their characters examined and passed.

THE TELLERS returned with the result of the second ballot for clerical alternates to the Uniting Conference as follows: Ballots cast, 190; void, 4; necessary to elect, 94. J. C. Copenhagen, 110; C. K. Ray, 93; F. M. Richardson, 89; W. H. Best, 65; F. J. Prettyman, 39; C. W. Fink, 24; W. W. McIntyre, 23; J. H. Pearson, 18; G. G. Martin, 15; H. C. Marsh, 13; C. M. Hesser, 11; and J. P. Tyler, 10.

THE BISHOP declared that J. C. Copenhagen was elected a clerical alternate to the Uniting Conference.

THE TELLERS returned with the result of the first ballot for lay alternates to the Uniting Conference as follows: Votes cast, 76; defective, 6; necessary to elect, 36. Albert H. Dudley, 51; John H. Ray, 46; Mrs. W. H. Ballengee, 43; J. H. Bryan, 17; Bruce Slaven, 16; E. B. Jones, 14; R. L. Durham, 10.

THE BISHOP declared that Albert H. Dudley, John H. Ray and Mrs. W. H. Ballengee had been elected lay alternates to the Uniting Conference.

THE BISHOP ordered the third ballot for clerical alternates and the second ballot for lay alternates to the Uniting Conference to be taken.

The ballots were taken and the tellers retired to count the votes.

THE INSPIRATIONAL HOUR having arrived Conference united in singing Hymn No. 251,

"Take time to be holy,"

and Dr. Franklin N. Parker of Emory University addressed the Conference, using as his topic, "Waiting Upon God".

THE BISHOP announced that Bishop Edwin Holt Hughes, Senior Bishop of the Methodist Episcopal Church, would visit the Conference and preach at the evening hour.

CONFERENCE adjourned with prayer by Dr. Parker to meet tomorrow morning at nine o'clock.

FOURTH DAY.

Morning Session.

Saturday, October 8th, 1938.

CONFERENCE met at the appointed hour.

BISHOP PEELE in the chair.

AFTER SINGING Hymn No. 23,

"Come, Thou fount of every blessing,"

S. K. Cockrell led in prayer.

THE JOURNAL of yesterday was read and approved.

BISHOP EDWIN HOLT HUGHES was unable to remain for a session of the Conference. He preached to a great congregation Friday evening on "THE MINISTRY OF MUSIC".

ON MOTION of J. A. Johnson the secretary was instructed to send a telegram of love and greeting to the Holston Conference.

THE TELLERS returned with the result of the third ballot for clerical alternates to the Uniting Conference as follows: Ballots cast, 137; void, 8; necessary to elect, 65. C. K. Ray, 97; F. M. Richardson, 69; W. H. Best, 31; F. J. Prettyman, 15; C. W. Fink, 11; W. W. McIntyre, 10.

THE BISHOP announced that C. K. Ray and F. M. Richardson had been elected clerical alternates to the Uniting Conference.

THE TELLERS returned with the second ballot for lay alternates to the Uniting Conference as follows: Number votes cast, 56; necessary to a choice, 29. W. R. Cross, 29; Bruce Slaven, 10; C. W. Cooley, 4; E. B. Jones, 4; J. H. Bryan, 3; and W. H. Lunsford, 2.

THE BISHOP declared that W. R. Cross had been elected a lay alternate to the Uniting Conference.

H. R. DEAL announced to the Conference that the flowers upon the altar were placed there by Mrs. W. W. White in memory of her husband and her husband's father, Rev. G. Dorsey White, both of whom until the day of their death were honored members of this Conference.

IT WAS ANNOUNCED to the Conference that Miss Edith Miller, Secretary of the Winchester District Woman's Missionary Society, had sustained an injury leaving the church last night, and was now in the Rockingham Memorial Hospital. The Conference stood and was led in prayer in her behalf by W. W. McIntyre.

REPORT OF the Baltimore Conference Woman's Missionary Society was read and placed on record. Mrs. W. H. Ballengee, president of the Conference Woman's Missionary Society, was introduced and addressed the Conference regarding the work committed to her care.

REPORT OF the Board of Christian Literature was presented and read. F. M. Richardson, editor of the Baltimore Southern Methodist, spoke of the work of the paper and urged a more vigorous effort in its behalf, and the report was adopted.

THE FOLLOWING RESOLUTION, offered by F. M. Richardson, was unanimously adopted.

"RESOLVED, that the Baltimore Conference of the Methodist Episcopal Church, South, in session at Harrisonburg, Virginia, remembers with affectionate regard Bishop E. D. Mouzon, also the visits of Mrs. Mouzon to our Conference.

"RESOLVED, second, that the Conference expresses to Mrs. Mouzon its sincere wishes for her future health and happi-

ness and assures her of its abiding good wishes and continued prayers."

ON MOTION the name of J. W. Cromer was presented for confirmation as a Director of the Baltimore Southern Methodist, Inc., and he was so confirmed.

THE FOLLOWING statement and accompanying motion were presented by Claude M. Hesser, Chairman of the Board of Directors of the Baltimore Southern Methodist, Inc., and they were adopted.

At the request of the Board of Directors of the Richmond Christian Advocate there was an informal meeting between a committee from that body and such members of the Board of Directors of the Baltimore Southern Methodist as could be assembled at the seat of the Conference. At the conclusion of the discussion it was unanimously agreed to ask the two Conferences involved to authorize the boards of directors of the two Conference organs involved to enter into negotiations looking towards the feasibility of uniting the Richmond Christian Advocate and the Baltimore Southern Methodist when the annual conference boundaries shall have been established.

MOTION: That the Board of Directors of the Baltimore Southern Methodist be authorized to enter into negotiations by committee or otherwise with a similar body from the Richmond Christian Advocate looking to the feasibility of uniting these papers when the new annual conference boundaries have been established, and report to the next session of the Conference.

REPORT No. 1 of the Commission on Budget for the Year 1938-1939 was presented and adopted.

THE BUDGET COMMISSION, through its chairman, N. B. Harmon, Jr., requested instructions by the Conference as to the total amount of assessment for Conference Work for the coming year.

H. SYDENSTRICKER moved that the Budget Commission be instructed to draw the amount necessary for meeting the apportionment for the expenses of the Uniting Conference from the surplus of the various boards, but the motion was laid on the table.

F. A. TYLER moved that the Budget Commission be instructed to fix the total assessment for Conference Work at \$85,000.

H. P. BAKER offered an amendment to fix the total at \$88,000, and the amendment prevailed, by a vote of 116 to 78.

THE MOTION as amended was adopted.

S. K. COCKRELL offered the following motion. That the District Stewards be requested to send down to the local churches the separate askings for General and Conference Work, and also give to the local church the amount raised this year for these purposes, and it was adopted.

THE FOLLOWING resolution offered by S. K. Cockrell was presented and adopted:

"IN VIEW of the fact that your delegates to the Uniting Conference will be called upon to attend a meeting or meet-

ings with other delegations to consider the matter of boundaries before the convening of the Uniting Conference, therefore be it

"RESOLVED that the expenses of your delegates to such meetings be paid out of the conference expense funds."

REPORT OF the Board of Trustees of the Home for the Aged and Orphans was presented. Herman M. Wilson, Superintendent of the Home, was introduced and addressed the Conference in behalf of his work and upon motion the report was adopted.

A PAPER was presented by Horace E. Cromer, from the Washington Preachers' Meeting, with reference to the formation of a new Conference necessitated by the jurisdictional lines of the new church and was referred to the delegation elected to the Uniting Conference.

THE BOARD OF CHRISTIAN EDUCATION presented for confirmation to membership on the Board the names of Clifton P. Clark, Mrs. O. L. Miller and Rev. Horace E. Cromer, which had been approved by the cabinet, and they were elected.

REPORT OF the Board of Trustees of the Francis Asbury School was presented, read and upon motion adopted.

MESSAGES of love and greetings were received and announced by the secretary from Bishop Collins Denny, Bishop Paul B. Kern and the Holston Conference, and also from Rev. C. H. Buchanan.

IT WAS ordered that when we adjourn we adjourn to meet this afternoon at three o'clock.

INTRODUCTIONS: Dr. H. B. Trimble, Dean Candler School of Theology Emory University and Dr. H. P. Myers, Promotion Secretary General Board of Missions, were introduced to the Conference.

Rev. Minor C. Miller, Executive Secretary Virginia Council Religious Education was introduced and addressed the Conference.

REPORT NO. 1 of the Board of Lay Activities was presented and read and upon motion adopted.

REPORT NO. 2 of the Board of Lay Activities was presented and read. On motion it was ordered that said report be amended by substituting the word "request" for "instructed and required", and the amended report was then adopted.

BISHOP JAMES CANNON, JR., was presented by Bishop Peele and spoke to the Conference regarding the liquor traffic.

CONFERENCE adjourned with the benediction by Bishop Cannon to meet this afternoon at three o'clock.

FOURTH DAY.

Afternoon Session.

Saturday, October 8th, 1938.

CONFERENCE convened at three o'clock.

N. B. HARMON, JR., in the chair.

HYMN NO. 248 was sung,

"Jesus keep me near the cross."

G. G. MARTIN led in prayer.

THE JOURNAL of the morning session was read, corrected and approved.

THE YOUTH CRUSADE was introduced by H. H. Sherman, Executive Secretary, Conference Board of Christian Education, who presented Gilbert Munro, president of the Baltimore Conference Young People's Organization, and John J. Hawse, former president, and they addressed the Conference in behalf of this movement.

BISHOP PEELE took the chair, and emphasized the importance of the youth movement to the Church, calling upon the Church to recognize Youth in a real and challenging way.

THE REPORT of the Treasurer of the Corporate Board of Finance was presented, read and placed on record.

THE FOLLOWING REPORTS were presented, read and upon motion adopted: Board of Church Extension, Board of Finance, No. 2 Commission on Budget, Committee on District Conference Records, No. 2 Board of Christian Education, and Bible Board.

ON BEHALF of the cabinet, E. C. Beery moved that the following Committee on Group Insurance be appointed to work with E. S. Moore, Agent of the Equitable Insurance Society, in order to conserve the interests of the members of the Conference in the insurance now in effect: H. P. Baker, H. M. Canter, C. R. Curtis, J. H. Brown and H. V. Wheeler. The motion prevailed.

INTRODUCTIONS: Allen G. Roach, Educational Director of the Anti-Saloon League of Virginia, was introduced and spoke of the work which his department is doing, and the fine results already obtained.

QUESTION EIGHT of the General Minutes was called, i. e.: "Who are re-admitted?" Answer, None.

QUESTION TWENTY-THREE of the General Minutes was called, i. e.: "Who are supernumerary?" Answer, None.

QUESTION FORTY-SIX of the General Minutes was called, i. e.: "Who is elected Conference Lay Leader?" Answer, John H. Rosenberger, Winchester, Virginia.

QUESTION FORTY-SEVEN of the General Minutes was called, i. e.: "Where shall the next session of the Conference be held?" N. B. Harmon, Jr., presented an invitation from the churches of Roanoke to hold the next session in the Greene Memorial Church of that city. The invitation was unanimously accepted.

G. G. MARTIN rose to the question of personal privilege and thanked the members of the Conference for their interest manifested in so many ways during his illness and for their prayers in his behalf.

IT WAS ORDERED that when the Conference adjourn it adjourn to meet tonight at seven-thirty o'clock.

CONFERENCE adjourned with the benediction by H. M. Canter.

FOURTH DAY.**Evening Session.**

Saturday, October 8th, 1938.

CONFERENCE met pursuant to adjournment.

BISHOP PEELE in the chair.

AFTER SINGING Hymn No. 279,

"God of Grace and God of Glory",

the Apostle's Creed was recited and John Paul Tyler led in prayer.

THE JOURNAL of the afternoon session was read and approved.

REPORT No. 2 of the Board of Missions was presented and read.

J. E. WHITE spoke to the Conference and emphasized the great importance of the School of Missions.

BISHOP PEELE gave an opportunity for the Conference to make an offering for Chinese Relief. The offering was taken and amounted to \$120.

JOHN PAUL TYLER, Conference Missionary Secretary, introduced Dr. H. P. Myers, Secretary of Education and Promotion of the General Board of Missions, who addressed the Conference impressively on "The Approach of the Church to the Missionary Enterprise".

UPON MOTION Report No. 2 of the Board of Missions was adopted.

ON MOTION it was ordered that when we adjourn we adjourn to meet in Memorial Session, Sunday afternoon at three o'clock.

CONFERENCE united in singing Hymn No. 263,

"Are Ye Able, Said the Master, to be Crucified With Me",

and adjourned with the benediction by H. S. Coffey.

FIFTH DAY.**Afternoon Session.**

Sunday, October 9th, 1938.

CONFERENCE met in Memorial Session at three o'clock.

BISHOP PEELE in the chair.

HYMN No. 528 was sung,

"There is a Land of Pure Delight".

F. L. MORRISON led in prayer.

AFTER a responsive Reading Mrs. H. R. Deal rendered an appropriate solo entitled "There is no death".

QUESTION FOURTEEN of the General Minutes was called, i. e.: "What preachers have died during the year?"

The Assistant Secretary announced the names of those who had died and their respective memoirs were presented as follows:

The memoir of Levi B. Atkins, prepared by F. J. Prettyman, was read by John W. Rosenberger.

The memoir of Hamilton W. Kinzer was prepared and read by H. M. Canter.

The memoir of Rufus M. Wheeler was prepared and read by J. B. Hupman.

The memoir of William F. Locke, prepared by F. J. Prettyman, was read by George G. Oliver.

CONFERENCE united in singing Hymn No. 527,

"For All the Saints Who From Their Labors Rest".

THE MEMORIAL ADDRESS was made by John C. Copenhaver.

UPON MOTION the report of the Committee on Memoirs was adopted.

AFTER SINGING Hymn No. 520,

"Abide With Me. Fast Falls the Eventide",

the Conference adjourned with the benediction by F. J. Prettyman to meet tomorrow morning at nine o'clock.

SIXTH DAY.

Morning Session.

Monday, October 10th, 1938.

CONFERENCE met pursuant to adjournment.

BISHOP PEELE in the chair.

HYMN No. 285 was sung,

"The Son of God Goes Forth to War, A Kingly Crown to Gain".

H. C. MARSH led in prayer.

THE JOURNALS of the Saturday evening session and the memorial session of Sunday afternoon were read and approved.

QUESTION EIGHTEEN of the General Minutes was called, i. e., "What traveling preachers and what local preachers have been ordained deacons?"

QUESTION TWENTY of the General Minutes was called, i. e., "What traveling preachers and what local preachers have been ordained elders?"

In answer to these questions the Bishop presented the following certificate of ordination.

"TO THE BALTIMORE ANNUAL CONFERENCE:

"This is to certify that I, William Walter Peele, one of the Bishops of the Methodist Episcopal Church, South, on October 9th, 1938, at the Main Street Methodist Church, in the City of Harrisonburg, Virginia, after the evening sermon preached

by Dr. Franklin N. Parker, did ordain to the office of Deacon in the Church of God, Francis Irwin Cockrell, Charles Staley Clarkson, traveling preachers, and Esdras Gruver and Virgil Rushell Gillum, local preachers.

"Also at the same time and place, assisted by William H. Best, Clifton K. Ray, W. W. McIntyre, Hubert Sydenstricker, S. K. Cockrell and J. H. Haley, Elders, I'ordained to the office of Elder in the Church of God Frederic Addison Holden, William Hedley Clews, Charles Albert McCormick, Jr., and Harry Cleveland Rickard.

"In this service the Epistle was read by S. K. Cockrell and the Gospel by Hubert Sydenstricker.

"William Walter Peele.

"Done at Harrisonburg, Virginia, October 10th, 1938."

THE FOLLOWING REPORTS were presented and read and upon motion adopted:

Report of payments by the Board of Finance.

Report of Committee on Conference Relations.

Report of the Commission on Boundaries.

Report of Budget Commission (Allotment to Districts).

Report No. 3 of the Board of Missions.

THE FOLLOWING REPORTS were presented and read and placed upon record:

Report of Conference Treasurer.

Report Treasurer Board of Finance.

Report Treasurer of the Board of Missions.

INTRODUCTIONS: H. R. Deal presented Mrs. W. W. Peele to the Conference, and the Conference stood to express its appreciation for her presence.

G. B. SOULE, the great-grandnephew of Bishop Joshua Soule, was introduced and briefly addressed the Conference.

QUESTION ONE of the General Minutes was resumed.

The recommendation of Lee Vanhorne Ruckman from the Lewisburg District Conference was presented and having passed in examination before the Committee on the Course of Study and been recommended by the Committee on Admissions, he was unanimously admitted under the two-thirds rule as provided in Par. 407 of the Discipline.

QUESTION NINE of the General Minutes was called, i. e.: "Who are received by transfer from other conferences?" Answer, None.

QUESTION THIRTEEN of the General Minutes was called i. e.: "Who are transferred to other conferences?" Answer, None.

THE REPORT of the Commission on Evangelism was presented and read, F. J. Prettyman, G. G. Martin, E. S. Sheppe, Jr., H. S. Coffey and

R. K. Nevitt spoke to the report, and upon motion the report was adopted.

A COLLECTION was taken for the sexton amounting to \$51.61.

STATISTICAL QUESTIONS twenty-five, twenty-six, twenty-seven, twenty-eight, twenty-nine, thirty, thirty-one, thirty-two, thirty-three, thirty-four, thirty-five, thirty-six, thirty-seven, thirty-eight, thirty-nine, forty, forty-one, forty-two, forty-three, forty-four, and forty-five were severally called and answered.

THE FOLLOWING RESOLUTION was presented, read and upon motion unanimously adopted by a rising vote:

From the moment of our arrival for the 154th session of the Baltimore Annual Conference in historic Harrisonburg, when we were received by Rev. H. R. Deal, pastor of the church, and by Mr. Bruce Slaven, the lay leader of the district, and taken to our homes by the Boy Scouts of Troop No. 2, everything possible has been done for our pleasure and comfort by the people of our own and other churches of this city, therefore be it

RESOLVED, First, That for the full accounts of our meetings by "The Daily News Record," the reports of the Associated Press, and for the great and unusual courtesies by the Police Department and officials of the city of Harrisonburg, we are grateful.

Second, That we express to Mrs. O. M. Masters and her daughter our thanks for the beautiful flowers with which the church has been constantly decorated.

Third, That to Mrs. George D. Conrad, director and the splendid choir of the church and the other choirs, we would express appreciation for the wonderful ministry of music which was rendered.

Fourth, That to Bishop W. W. Peele for his gracious direction of our session; to Dr. C. K. Ray, presiding elder; to H. R. Deal, pastor of the church; and to all the many others who have made this one of the happiest Conferences in our history we express our deepest gratitude. We pray that the blessings of God may abide upon this church and city always.

THE JOURNAL of the morning session was read and approved.

THE BISHOP announced the following changes in boudaries:

LEWISBURG DISTRICT:

Put South Covington and Iron Gate together calling the charge South Covington-Iron Gate.

MOOREFIELD DISTRICT:

Add Frostburg Charge to the Listonburg Charge and name it Listonburg-Frostburg.

Take from the Moorefield Charge Baker appointment, Oak Grove appointment, Zion appointment, Bass appointment and Harpers Chapel appointment and form a new charge to be

called Baker Charge. Leaving Duffy Memorial (Moorefield) and Oldfield together to be called Moorefield Charge.

ROANOKE DISTRICT

Take Locust Grove appointment from Roanoke Circuit and add to the Fairview Charge.

WASHINGTON DISTRICT

Change name of Quantico Charge to Dumfries Charge.

CONFERENCE united in singing Hymn No. 162,

"O for a thousand tongues to sing,

My great Redeemer's praise,"

and after brief remarks by the Bishop

QUESTION FORTY-EIGHT of the General Minutes was called, i. e.:

"Where are the preachers stationed this year?" (See Appointments).

CONFERENCE adjourned *sine die* with singing of the Doxology and the benediction by Bishop Peele.

APPOINTMENTS.

1938-1939.

The Figures Refer to the Year of Appointment.

(Those whose names are in *italics* are supplies.)

(The Roman Numerals indicate the Class.)

Baltimore District.

WM. H. BEST, P. E. 4

Aberdeen—Allan Gillis 1
Annapolis—R. A. Rice 2
Asbury—C. L. Fossett 3

Baltimore City:

A. W. Wilson Memorial—
Edward J. Rees 3

Andrew Chapel—
A. E. Owens 1

Arlington—L. H. Richcreek 2
Central—J. W. Leggett 3

Frederick Avenue—
C. M. LeFew 1

St. John's of Hamilton—
E. A. Lambert 3

Sudbrook—C. L. Robson 5
Trinity—S. K. Cockrell 2

Wilkens Avenue—
C. L. Beard 1

Calvert—C. E. Kirby 3
Chesapeake—C. C. Bush 1

Church Hill-Millington—
G. M. Butt 2

Clarksburg—Thomas Morgan 1
Easton—Frank A. Tyler 2

Ferndale-Pasadena—
C. L. Felty (III) 2

Frederick City—W. T. Gover 3
Freedom—C. W. Jordan 6

Gaithersburg—W. J. Elliott 1
Goldsboro—L. B. Bobbitt 1

Goshen-Emory—
C. A. Michael (IV) 1

Howard—W. D. Eye 3
IngleSide—

J. W. Newman (I) 1
Jarrettsville—P. R. Diehl 2

Laurel-Savage—R. L. Wittig 2
Mount Airy—M. L. Fearnow 3

Odenton-Jessup—
Charles Brady 1

Patuxent—C. H. Thompson 2
Perry Hall—

E. L. Thompson 3
Poolesville—L. S. Rudasill 2

Queen Anne—J. M. York 3

Reisterstown—E. T. Harrison 1

Royal Oak-Tilghman—
C. I. Flory 1

Trappe—S. J. L. Dulaney 1
Wesley Grove—H. M. Waters 4

Supt. Home of Aged—
H. M. Wilson

Dist. Missionary Secretary—
C. M. LeFew

Lewisburg District.

CHAS. W. FINK, P. E. 2
Alderson—N. G. Barnhart 1

Alvon—B. F. Wright 2
Blue Sulphur—F. F. Neel 4

Callaghans—W. Lawson 1
Chapel Hill—

N. W. Russell 4
Clifton Forge—E. L. Woolf 2

Covington:

Epworth—R. A. Bergdoll 2
Granbery—H. S. Coffey 4

South Covington-Iron Gate—
D. N. Weiford 2

Durbin—G. D. Naylor 4
Frankford-Renick—

J. C. Murphy (IV) 3
Greenbank—R. B. Moore 4

Greenville—A. W. Groscup 3
Hinton—H. V. Wheeler 2

Hot Springs—H. L. Coffman 1
Huntersville—

H. L. Shiley (IV) 2
Levelton—L. S. Shires 2

Lewisburg—R. M. Parker 4
Marlinton—B. W. John 4

Paint Bank—
Q. R. Arbogast (II) 3

Peterstown—C. B. Larrick 1
Richlands—A. W. Henton 1

Ronceverte—
L. E. Crowson (IV) 3

Selma—Palmer Eubank 5
Talcott-Belle Point—

L. V. Ruckman 1
Union—J. E. McDonald 5

White Sulphur—F. A. Settle 1
 Williamsburg—R. D. Marshall 1
 Dist. Missionary Secretary—
 R. M. Parker
 Conference Missionary Sec.—
 H. S. Coffey

Moorefield District.

CHAS. E. BRANDT, P. E. 2
 Baker—*M. N. DeHaven* 1
 Burlington—R. W. Morrow (I) 4
 Capon Bridge—
 B. W. Coe (IV) 2

Cumberland:

Central—F. B. Wyand 4
 Emmanuel-Flintstone—
 E. A. Wilcher 1
 Trinity—S. R. Neel 1
 Elk Garden—*L. E. Sarille* 3
 Fort Ashby—
 L. K. Knowles (IV) 3
 Franklin—J. W. Seay 4
 Gainsboro—*Frcd Crowe* 1
 Hampshire—G. E. Pope 1
 Hardy—*C. W. Ambrose, Jr.* 2
 Highland—L. H. Greenwood 4
 Keyser—J. H. Brown, Jr. 1
 Listonburg-Frostburg—
V. R. Gillum 3
 McDowell—C. W. Paskel 4
 Monterey—J. H. Light 3
 Moorefield—R. E. Musser 3
 Morgan—D. L. Snyder 1
 Petersburg—J. P. Atkins 1
 Piedmont—R. L. Moore 4
 Ridgely-Mt. Pleasant—
 C. J. Clark 1
 Romney—J. L. Robertson 1
 Springfield-Augusta—
 W. P. Good 2
 Wardensville—S. C. Stickley 1
 Dist. Missionary Secretary—
 R. E. Musser

Roanoke District.

H. SYDENSTRICKER, P. E. 2
 Bethany—E. B. Cook 4
 Blackburg—J. A. Johnson 4
 Buchanan—W. D. King 1
 Buena Vista—W. J. Groah 1
 Cambria—L. W. Griggs 2
 Catawba—*S. F. Fridley* 5
 Christiansburg—
 Charles L. DeLong 2
 Eagle Rock—
 C. A. McCormick, Jr. 2

Elliston-Shawsville—
 L. W. Darst 1
 Fincastle—G. C. Bentley (II) 2
 New Castle—O. L. Gochenour 4
 Pembroke-Newport—
 R. B. Proctor 1

Roanoke City:

Belmont—R. C. Meeks 3
 Fairview—D. A. Beery 1
 Grace—D. M. Brown 1
 Greene Memorial—
 N. B. Harmon, Jr. 6
 W. H. Clews, Jr. Preacher 1
 Huntington Court—
 A. I. Orndoff 3
 Melrose—J. H. Billingsley 2
 Raleigh Court—
 E. S. Sheppe, Jr. 3
 South Roanoke—
 W. G. Winton 4
 Trinity—J. H. Pearson 3
 West End—M. D. Mitchell 2
 Roanoke Circuit—H. H. Fink 1
 Rockbridge—W. A. Clark 2
 Salem—W. E. Holley 3
 Vinton—J. H. Davidson 1
 Dist. Missionary Secretary—
 J. H. Pearson
 Editor Balto. South, Meth.—
 F. M. Richardson

Rockingham District.

G. G. MARTIN, P. E. 1
 Bath—*C. G. Russell* 1
 Blue Ridge—G. M. Bell 1
 Bridgewater—A. A. McNeer 4
 Calvary-Fisherville—
 A. Van Devander 3
 Churchville—W. S. Thomas 3
 Elkton—W. A. Lynch 1
 Fairfield—W. M. Reynolds 1
 Goshen-Craigsville—
 A. M. B. Snapp 1
 Greenville—F. A. Holden 1
 Harrisonburg—H. R. Deal 2
 Gaither P. Warfield.
 Missionary to Poland
 Keezletown-McGaheysville—
 C. R. Curtis 2
 Lexington—E. W. Aaron 4
 Luray—D. L. Fringer 3
 Mount Crawford—W. F. Hodges 2
 Mount Solon—L. O. Rose 4
 New Hope—R. O. Hipes 3
 New Market—R. D. McNeer 1
 Page-Stanley—*J. E. Hodges* 2
 Port Republic—W. M. Compton 1

Rockbridge Baths—
 J. C. Spindler 1
 Shenandoah—J. E. White 3

Staunton:
 Central—J. C. Copenhaver 2
 Marquis Memorial—
 F. L. Baker, Jr. 5

Waynesboro:
 Basic—J. H. Blakemore, Jr. 2
 Main Street—J. C. Dugger 2
 Dist. Missionary Secretary—
 J. E. White
 Student Univ. of N. Carolina—
 H. C. Rickard

Washington District.

EDGAR C. BEERY, P. E. 4

Alexandria:
 Del Ray—C. M. Hesser 2
 Washington Street—
 John Paul Tyler 4

Arlington:
 Central—H. W. Craver 2
 Clarendon—G. G. Oliver 3
 Community—
 W. M. Lockett, Jr. 6

Beltsville-Branchville—
 G. J. Cooper 2
 Bethesda—F. I. Cockrell (III) 3
 Brentwood—C. M. Harris (IV) 4

Chesterbrook-Langley—
 Esdras Gruver (II) 2
 Colesville—P. H. Groseclose 4

Dumfries—A. H. Shumate 9
 East Fairfax—S. M. Iglehart 1
 Fairfax—R. C. Maxwell 3
 Falls Church—
 P. C. Helmtoller, Jr. 2

Fauquier—B. T. Price 3
 Fredericksburg—
 R. B. Clagett 2

Herndon—W. B. Bryant (IV) 2
 Hyattsville—J. R. Wood 3
 La Plata—H. H. Hoyt 1
 Leesburg—J. H. Bean 4
 Manassas—H. P. Baker 3

Nokesville—
 C. S. Clarkson (III) 2
 Occoquan—D. N. Calvert 1
 Potomac—K. D. Swecker 4
 Prince George—A. L. Hunter 1

Remington—
 Edgar A. Swann (I) 1
 Rockville—J. W. Rosenberger 3
 Stafford—O. D. Lambert 4
 Sterling—W. H. Gray 2

Sudley—J. S. Schwartz 1
 Warrenton—C. H. Cannon 2

Washington City:

Calvary—F. L. Morrison 1
 Emory—H. E. Cromer 4
 Epworth—C. K. Ray 1
 J. T. Myers

Missionary to Japan
 Francis Asbury—
 A. P. Shirkey 4
 Marvin—R. M. Sharpe 3

Mount Rainier—
 R. K. Nevitt 5
 Mount Vernon Place—
 J. W. Rustin 3

St. Paul—C. F. Phillips 1
 Dist. Missionary Secretary—
 R. M. Sharpe

Student Emory University—
 —H. Kirby Krams
 Conference Director Superan-
 nuate Endowment—
 H. P. Baker

Winchester District.

W. W. McINTYRE, P. E. 4

Berkeley—A. D. Kesler (IV) 2
 Berryville—W. O. Luttrell 3
 Brucetown—W. O. Talbert 2
 Brunswick—W. D. Keene 1
 Charles Town—J. H. Haley 4

Edinburg—
 G. S. Lightner (IV) 2
 Frederick—G. L. Waters 2
 Front Royal—J. F. Owens 2

Hillsboro-Bluemont—
 Walter Smith 3
 Hamilton-Purcellville—
 L. H. Smallwood 1

Jefferson—George Hasel 2
 Linden—A. B. Sapp 1
 Loudoun—Mack Thomasson 1
 Marshall—W. P. Saunders 2

Martinsburg—H. C. Marsh 2
 Middleburg—
 J. R. Hendricks (IV) 2
 Middletown—J. T. Brown 2

Mount Jackson—
 B. R. Mark (IV) 3
 Ridgeway—G. H. Fielding 1
 Shennandale—C. W. Lloyd 2

Shenandoah Junction—
 Wendell Allen 4
 Shepherdstown—F. M. Lucas 2
 Stephens City—Homer Welsh 2
 Strasburg—A. O. Lyons 4

Toms Brook—		Woodstock—F. H. Strieby	2
R. O. Louthan (III)	3	Dist. Missionary Secretary—	
Warren-Riverton—		F. M. Lucas	
J. D. Russell	1	Executive Secretary, Board	
White Post—W. D. Sheets	2	Christian Education—	
Winchester—T. M. Swann	2	H. H. Sherman	
South Winchester—		Extension Secretary—	
H. G. Baithis	1	C. A. York	

SUPERANNUATES.

Anderson, John A.		Lambert, T. J.
Anderson, James M.		Mark, Charles W.
Ballengee, William H.		Marsh, W. H.
Beall, John W.		Mays, G. R.
Blakemore, D. L.		Michael, I. G.
Buchanan, C. H.		Neel, A. A. P.
Burr, H. Q.		Parrott, B. Lee
Canter, H. M.		Prettyman, F. J.
Clews, William		Pope, J. D.
Collyer, C. T.		Register, E. V.
Eutsler, R. L.		Reiter, C. L.
Fultz, R. L.		Roades, E. A.
Harnsberger, A. L.		Rood, J. A.
Hawk, John C.		Sarver, Charles M.
Hawley, James M.		Shaw, C. H.
Hedrick, J. B.		Sites, A. B.
Helmintoller, E. G.		Smith, J. Harry
Henry, John B.		Switzer, B. V.
Heydrick, G. K.		Thomas, John L.
Hildebrand, Simpson V.		Tyler, German H. H.
Hupman, J. B.		Weikel, M. P.
Jordan, Turner A.		Wells, J. Howard
Keene, James S.		Whitehurst, R. V.
Kuhlmann, John H.		Whitesell, W. J.
Kidner, G. D.		Wilson, Henry A.

REPORTS

REPORT NO. 1—COMMISSION ON BUDGET FOR YEAR 1938-1939.

We recommend that the General and Annual Conference Assessments be sent down to the districts in two separate items, rather than one.

NOLAN B. HARMON, JR., *President*,
 GEORGE R. HARRISON, *Secretary*.

REPORT NO. 2—COMMISSION ON BUDGET.

We nominate for treasurer of the Baltimore Conference, J. T. Houck, and for assistant treasurer, H. P. Baker. We recommend said assistant treasurer be authorized to issue checks and that he be bonded in the same amount as the treasurer.

The General Commission on Budget has sent to us an assessment of	\$ 74,683.00
The Annual Conference has apportioned for Confer- ence Work	88,000.00
A total of.....	<u>\$162,683.00</u>

The \$88,000.00 is Allotted as follows:

	Requested	Allowed	Percent
Board of Missions.....	\$23,000	\$18,900	21.03
Board of Church Extension.....	4,000	3,500	3.98
Board of Christian Education.....	15,000	13,500	14.77
Board of Finance:			
Conference Claimants	32,500	32,500	36.93
Conference Entertainment	6,000	6,000	7.38
Conference Expense	2,500	2,500	3.29
Conference Insurance	4,500	4,500	5.12
Baltimore Southern Methodist.....	6,000	6,000	6.82
Board of Lay Activities.....	600	600	.68
Total.....	<u>\$94,100</u>	<u>\$88,000</u>	100.00

NOLAN B. HARMON, JR., *President*,
 GEORGE R. HARRISON, *Secretary*.

Allotments to the Districts on the dual basis:

	For General Conference	For Annual Conference	Total
Baltimore	\$10,321	\$12,153	\$22,474
Lewisburg	9,275	10,929	20,204
Moorefield	7,662	9,029	16,691
Roanoke	11,470	13,517	24,987
Rockingham	8,849	10,428	19,277
Washington	16,264	19,166	35,430
Winchester	10,842	12,778	23,620
	<hr/>	<hr/>	<hr/>
	\$74,683	\$88,000	\$162,683

NOLAN B. HARMON, JR., *President.*

GEORGE R. HARRISON, *Secretary.*

REPORT OF THE CONFERENCE TREASURER.
October 1, 1937—September 30, 1938.

Receipts.

Balances brought forward:		
Conference Entertainment	\$2,599.06	
Conference Expense	1,610.02	
Conference Insurance	5,989.95	
		<u>\$10,199.03</u>
Proceeds Conference Work Apportionment.....	70,566.00	
Proceeds General Work Apportionment.....	51,631.00	
From Rev. H. M. Canter, Secretary—Sale of Minutes.....	400.00	
Refund—Winchester Entertainment Committee.....	325.62	
Conference Insurance—Rev. H. P. Baker, Agent.....	1,270.00	
Insurance Dividend—Year 1937.....	2,088.02	
Proceeds—Golden Cross Contributions.....	81.10	
Fractional Payments	3.45	
		<u>\$136,564.22</u>

Total Receipts for the Year.....

Disbursements.

General Work Apportionment (see detailed statement).....	\$51,631.00	
Conference Work Apportionment:		
Board of Missions.....	\$14,629.00	
Board of Church Extension.....	2,575.00	
Board of Christian Education.....	10,325.00	
Board of Finance—Conference Claimants.....	27,965.00	
Baltimore Southern Methodist.....	5,166.00	
Board of Lay Activities.....	437.00	
		<u>61,097.00</u>
Conference Expenses:		
King Brothers—Printing Minutes.....	\$1,237.20	
Treasurer's Expenses	500.00	
H. M. Canter, Secretary, Space in Minutes....	20.00	
Premium on Treasurer's Bond.....	18.75	
Special Cabinet Meetings.....	84.74	
Printing, Postage and Stationery.....	76.17	
Expense—Boundaries Commission.....	24.50	
		<u>1,961.36</u>
Conference Insurance:		
Paid Equitable Life Insurance Society, premium for year 1937-1938.....	\$6,172.52	
Premium on Policies—Superannuates.....	248.00	
H. P. Baker, Agent, Salary for Year.....	300.00	
		<u>6,720.52</u>
Board of Missions—Contributions—Golden Cross Society, 1937-1938	81.10	
Conference Entertainment—Harrisonburg Entertainment Committee	4,225.00	
Balances Forward:		
Conference Entertainment	\$2,573.68	
Conference Expenses	1,773.11	
Conference Insurance	6,501.45	
		<u>10,848.24</u>
		<u>\$136,564.22</u>

Respectfully submitted,

HARRY P. BAKER, *Acting Treasurer.*

October 10, 1938.

**Distribution of Amounts Received on Apportionments for Conference
Year, October 1, 1937 to October 1, 1938.**

Conference Work.

Board of Missions.....	\$14,629.00
Board of Church Extension.....	2,575.00
Board of Christian Education.....	10,325.00
Conference Claimants	27,965.00
Conference Entertainment	3,874.00
Conference Expenses	1,721.00
Conference Insurance	3,874.00
Baltimore Southern Methodist.....	5,166.00
Board of Lay Activities.....	437.00
	<hr/>
	\$70,566.00

General Work.

Administrative Fund	\$5,937.00
American Bible Society.....	594.00
Assemblies	387.00
Board of Church Extension.....	3,717.00
Board of Christian Education.....	8,572.00
Federal Council of Churches.....	181.00
Board of Finance.....	2,325.00
Board of Lay Activities.....	1,162.00
Board of Missions.....	23,233.00
Negro Work	1,910.00
Theological Schools	3,613.00
	<hr/>
	\$51,631.00

**Amounts Paid by Districts on General and Conference Work Appor-
tionments, for Year October 1, 1937 to September 30, 1938.**

Percent Apportion- ment Paid	District	Apportioned	Accepted	Paid	Percent Acceptance Paid
88.44%	Baltimore,	\$19,908.00	\$17,520.00	\$17,621.00	100% +
79.90%	Lewisburg,	17,238.00	13,680.00	13,773.00	100% +
67.02%	Moorefield,	14,455.00	9,659.00	9,687.00	100% +
96.00%	Roanoke,	21,953.00	20,946.00	21,061.00	100% +
80.17%	Rockingham,	16,344.00	13,076.00	13,104.00	100% +
92.88%	Washington,	31,524.00	29,122.00	29,280.00	100% +
85.88%	Winchester,	20,578.00	17,626.00	17,671.00	100% +
		<hr/>	<hr/>	<hr/>	
		\$142,000.00	\$121,629.00	\$122,197.00	

**Percentage of Receipts on General and Conference Work Appor-
tionments:**

Payments on Amount of Apportionments.....	86% +
Payments on Amount Assumed.....	100% +

TREASURER'S REPORT.

Board of Finance, for Year October 1, 1937, to September 30, 1938.

Receipts.

Balances forwarded from last year:

Emergency Fund	\$ 3,000.00	
General Fund	5,072.21	
Reserve Fund	25,000.00	
		\$33,072.21

From Conference Apportionments.....	\$ 27,965.00	
From Corporate Board of Finance.....	7,000.00	
From Publishing House Dividend.....	3,725.52	
From Interest on Endowment Fund from April 1, 1937, to April 1, 1938.....	2,831.17	
From Interest on Balances.....	350.00	
		\$41,871.69

Total Receipts and Prior Balance.....	\$ 74,943.90
---------------------------------------	--------------

Disbursements.

Paid Superannuates, Widows and Orphans.....	\$ 47,973.00	
Bishop's Crusade	100.00	
Paid Expenses as follows:		
H. M. Canter, Space in Minutes.....	\$ 20.00	
T. M. Swann, Chairman, Expense Account....	10.00	
Printing, Postage and Stationery.....	36.66	
J. T. Houck, Treasurer, Extra Work.....	35.00	
		101.66
Loan to Uniting Conference Expense Account.....		2,688.59

Balance Forward:

Emergency Fund	\$ 3,000.00	
General Fund	1,080.65	
Reserve Fund	20,000.00	
		24,080.65
		\$ 74,943.90

Respectfully submitted,

HARRY P. BAKER,
Acting Treasurer, Board of Finance.

October 10, 1938.

Payments to Claimants on Superannuate Fund—1938

Claimants:	Years	General Board	Conference Board			Total
			Service at \$17.00 Yr.	Emer-gency	Total Conf. Board	
Anderson, James M.....	18	\$28.34	\$306.00	\$150.00	\$456.00	\$484.34
Anderson, John A.....	39	83.07	663.00	200.00	863.00	946.07
Atkins, Levi B. (Deceased)....	38	19.70	54.00	54.00	73.70
Ballengee, Wm H.....	44	93.72	748.00	748.00	841.72
Beall, John W.....	39	83.07	663.00	663.00	746.07
Blakemore, D. L.....	41	87.33	697.00	150.00	847.00	934.33
Buchanan, C. H.	42	89.46	714.00	714.00	803.46
Burr, H. Q.....	38	80.94	646.00	646.00	726.94
Canter, H. M.....	41	87.33	697.00	697.00	784.33
Clews, Wm.....	10	21.30	170.00	50.00	220.00	241.30
Collyer, C. T.....	39	83.07	663.00	663.00	746.07
Eutsler, R. L.....	41	87.33	697.00	697.00	784.33
Fultz, R. L.....	47	100.11	799.00	799.00	899.11
Harnsberger, A. L.....	37	78.81	629.00	629.00	707.81
Hawk, John C.....	34	72.42	578.00	578.00	650.42
Hawley, James M.....	26	55.38	442.00	442.00	497.38
Hedrick, James B.....	17	36.21	289.00	289.00	325.21
Helmintoller, E. G.....	13	221.00	300.00	521.00	521.00
Henry, Jno. B.....	23	48.99	391.00	391.00	439.99
Heydrick, G. K.....	38	80.94	646.00	646.00	726.94
Hildebrand, S. V.....	49	104.37	833.00	833.00	937.37
Hupman, J. B.....	35	74.55	595.00	595.00	669.55
Jordan, Turner A.....	26	55.38	442.00	442.00	497.38
Keane, J. S. (Wife & Child)....	9	19.17	153.00	300.00	453.00	472.17
Kidner, Gracen D.....	33	70.29	561.00	561.00	631.29
Kinzer, H. W. (Deceased)....	19	10.12	27.00	27.00	37.12
Kuhlman, J. H.....	31	66.03	527.00	527.00	593.03
Lambert, T. J.....	48	102.24	816.00	816.00	918.24
Mark, C. W.....	42	89.46	714.00	714.00	803.46
Marsh, Wm. H.....	41	87.33	697.00	697.00	784.33
Mays, G. R.....	48	102.24	816.00	816.00	918.24
Michael, I. G.....	47	100.11	799.00	799.00	899.11
Neel, A. A. P.....	19	40.47	323.00	323.00	363.47
Parrott, B. L.....	37	78.81	629.00	629.00	707.81
Pope, Jesse D.....	30	61.77	510.00	510.00	571.77
Prettyman, F. J.....	54	115.02	918.00	918.00	1,033.02
Regester, E. V.....	42	89.46	714.00	714.00	803.46
Reiter, C. L.....	300.00	300.00	300.00
Roades, E. A.....	23	48.99	391.00	391.00	439.99

Claimants:	Years	General Board	Conference Board			Total
			Service at \$17.00 Yr.	Emergency	Total Conf. Board	
Rood, J. A.....	53	112.89	901.00	901.00	1,013.89
Sarver, C. M.....	38	80.94	646.00	646.00	726.94
Shaw, C. H.....	12	25.56	204.00	150.00	354.00	379.56
Sites, A. B.....	39	83.07	663.00	663.00	746.07
Switzer, Boyd V.....	37	78.81	629.00	629.00	707.81
Thomas, Jno. L.....	20	42.60	340.00	340.00	382.60
Tyler, G. H. H.....	8	17.04	136.00	136.00	153.04
Weikel, M. P.....	38	80.94	646.00	646.00	726.94
Wells, J. Howard.....	45	95.85	765.00	765.00	860.85
Wheeler, R. M. (Deceased)....	50	53.25	354.00	354.00	407.25
Whitehurst, R. V.....	11	23.43	187.00	187.00	210.43
Whitesell, W. J.....	45	95.85	765.00	765.00	860.85
Wilson, H. A.....	37	78.81	629.00	629.00	707.81
Wright, B. F.....	..	38.34	38.34
Total.....	1,731	\$3,540.71	\$28,043.00	\$1,600.00	\$29,643.00	\$33,183.71

Widows.

Claimants:	Years	General Board	Conference Board			Total
			Service at \$17.00 Yr.	Emergency	Total Conf. Board	
Andrew, Mrs. J. R.....	40	\$56.80	\$440.00	\$440.00	\$496.80
Armstrong, Mrs. A. O.....	21	29.82	231.00	231.00	260.82
Atkins, Mrs. L. B. 11/2/37.....	33	35.14	333.00	333.00	368.14
Baggs, Mrs. J. F.....	20	28.40	220.00	220.00	248.40
Balthis, Mrs. J. H.....	9	12.78	99.00	99.00	111.78
Bishop, Mrs. H. D.....	25	35.50	275.00	275.00	310.50
Bivens, Mrs. Anna B.....	21	29.82	231.00	231.00	260.82
Brubaker, Mrs. E. W.....	30	42.60	330.00	330.00	372.60
Bulla, Mrs. C. D.....	31	44.02	341.00	341.00	385.02
Burch, Mrs. T. A.....	14	19.88	154.00	154.00	173.88
Burruss, Mrs. C. C.....	2	1.42	22.00	22.00	23.42
Burruss, Mrs. H. W.....	7	9.94	77.00	77.00	86.94
Coe, Mrs. H. S.....	2	2.84	22.00	34.00	56.00	58.84
Coe, Mrs. W. P. C.....	29	41.18	319.00	319.00	360.18
Collins, Mrs. G. T. D.....	44	62.48	484.00	484.00	546.48
Cooper, Mrs. Thomas.....	38	53.96	418.00	418.00	471.96
Corron, Mrs. J. R.....	7	9.94	77.00	123.00	200.00	209.94
Cox, Mrs. S. K.....	16	22.72	176.00	176.00	198.72
Davidson, Mrs. J. H.....	4	5.68	44.00	44.00	49.68
Dorsey, Mrs. W. B. (Deceased)	38	53.96	383.00	383.00	436.96
Duffey, Mrs. J. W.....	49	69.58	539.00	539.00	608.58
Early, Mrs. W. C.....	16	22.72	176.00	176.00	198.72
Echols, Mrs. Geo. H.....	31	44.02	341.00	341.00	385.02

Claimants:	Years	General Board	Conference Board			Total
			Service at \$17.00 Yr.	Emergency	Total Conf. Board	
Ellmore, Mrs. M. D.....	12	17.04	132.00	132.00	149.04
Eutsler, Mrs. D. F.....	41	58.22	451.00	451.00	509.22
Gaines, Mrs. F. A.....	13	18.46	143.00	143.00	161.46
Gaither, Mrs. G. W.....	26	36.92	286.00	286.00	322.92
Gardner, Mrs. J. S. (Deceased)	12	17.04	77.00	77.00	94.04
Greene, Mrs. S. H.....	4	5.68	44.00	6.00	50.00	55.68
Griffith, Mrs. F. T.....	20	28.40	220.00	220.00	248.40
Grimes, Mrs. J. B.....	14	19.88	154.00	154.00	173.88
Hammond, Mrs. W. S.....	41	58.22	451.00	451.00	509.22
Hammond, Mrs. L.....	3	4.26	33.00	67.00	100.00	104.26
Hammond, Mrs. F. E.....	22	31.24	242.00	242.00	273.24
Hammond, Mrs. Wesley.....	8	11.36	88.00	62.00	150.00	161.36
Hardesty, Mrs. W. R.....	27	38.34	297.00	75.00	372.00	410.34
Harris, Mrs. C. D. (Deceased)	24	34.08	176.00	176.00	210.08
Henderson, Mrs. J. L.....	27	38.34	297.00	297.00	335.34
Henry, Mrs. W. E.....	2	2.84	22.00	22.00	24.84
Hout, Mrs. H. L.....	39	55.38	429.00	429.00	484.38
Jacobs, Mrs. J. R.....	31	44.02	341.00	341.00	385.02
Jones, Mrs. J. C.....	2	2.84	22.00	68.00	90.00	92.84
Kern, Mrs. D. H.....	25	35.50	275.00	275.00	310.50
Kibler, Mrs. J. L.....	35	49.70	385.00	385.00	434.70
Knox, Mrs. Absalom.....	18	25.56	198.00	198.00	223.56
Light, Mrs. J. H.....	36	51.12	396.00	396.00	447.12
Locke, Mrs. W. F. 6/4/38.....	45	165.00	165.00	165.00
Long, Mrs. M. M.....	7	9.94	77.00	36.00	113.00	122.94
Lowance, Mrs. L. L.....	25	35.50	275.00	275.00	310.50
Lowance, Mrs. W. F.....	23	32.66	253.00	253.00	285.66
Lusby, Mrs. O. W.....	24	34.08	264.00	264.00	298.08
Melville, Mrs. Wm.....	21	29.82	231.00	231.00	260.82
Myerly, Mrs. H. S.....	30	42.60	330.00	330.00	372.60
Rice, Mrs. N. C. (part year)....	5	7.10	42.00	42.00	49.10
Richardson, Mrs. G. W. (Dec'd)	36	12.78	83.00	83.00	95.78
Roane, Mrs. H. M.....	19	26.98	209.00	209.00	235.98
Ryder, Mrs. Isaac.....	23	32.66	253.00	253.00	285.66
Smith, Mrs. W. C.....	4	5.68	44.00	44.00	49.68
Smith, Mrs. W. L.....	24	34.08	264.00	264.00	298.08
Snead, Mrs. S. R.....	1	1.42	11.00	11.00	12.42
Stephens, Mrs. H. I.....	41	58.22	451.00	451.00	509.22
Stevens, Mrs. Wm.....	41	58.22	451.00	451.00	509.22
Strickler, Mrs. H. M.....	15	21.30	165.00	165.00	186.30
Strother, Mrs. Alice H.....	5	7.10	55.00	55.00	62.10
Stump, Mrs. C. W.....	17	24.14	187.00	187.00	211.14
Stump, Mrs. J. P.....	2	2.84	22.00	53.00	75.00	77.84
Tyler, Mrs. G. T.....	45	63.90	495.00	495.00	558.90

Claimants:	Years	General Board	Conference Board			Total
			Service at \$17.00 Yr.	Emergency	Total Conf. Board	
Vandiver, Mrs. E. G.....	6	8.52	66.00	34.00	100.00	108.52
Waters, Mrs. B. W.....	4	5.68	44.00	46.00	90.00	95.68
Wheeler, Mrs. R. M. 3/3/38....	47	33.37	302.00	302.00	335.37
Wheeler, Mrs. V. W.....	21	29.82	231.00	231.00	260.82
White, Mrs. G. Dorsey.....	42	59.64	462.00	462.00	521.64
White, Mrs. W. W.....	16	22.72	176.00	176.00	198.72
Woolf, Mrs. J. H.....	28	39.76	308.00	308.00	347.76
Woolf, Mrs. W. H.....	29	41.18	319.00	319.00	360.18
Totals.....	1,655	\$2,201.35	\$17,126.00	\$604.00	\$17,730.00	\$19,931.35

Orphans.

Name	Age	Amount
Corron, Evelyn	13	\$75.00
Corron, Helen	11	75.00
Corron, Jesse	6	75.00
Early, Laress	17	75.00
Echols, Ellen W.....	18	75.00
Echols, Warren C.....	14	75.00
Hardesty, Anne L.....	17	75.00
Rice, Newton H.....	8	75.00
Total.....		\$600.00

REPORT No. 1—BOARD OF CHRISTIAN EDUCATION.

We are happy to report at the close of the quadrennium that there has been steady advancement in the work of Christian education throughout the Conference. The statistical reports of the Executive Secretary and the Extension Secretary show marked advancement in our training program and in the number of Vacation Church Schools and the total enrollment in these schools. We commend to your consideration the very interesting and enlightening reports of Dr. H. H. Sherman, Executive Secretary, and Rev. C. A. York, Extension Secretary and Director of Young People's Work. These accomplishments have been made possible because of the hearty cooperation of the presiding elders, pastors and workers in the local churches with the conference and district staffs. The relation between the Conference Board and the General Board has been most happy, and we are fully appreciative of the part this fine cooperation has had in the development of our program.

In spite of the fact that the income of the board has been decreased to the amount of \$3,000 during the quadrennium the work of Christian education has been well cared for and has expanded under the leadership of our Executive Secretary and his associate, Brother C. A. York, without at any time absorbing the resources of the board.

We note with pleasure the growing demand for our own literature, and we urge its use on the part of all our people.

Our board cooperated in promoting both phases of the Bishops' Crusade. We are glad to have had some part in bringing about the spiritual results of the Aldersgate Commemoration.

We are glad to share in the Randolph-Macon Forward Movement, and while we have failed to reach the financial goals set for us we do believe that Randolph-Macon is more in the thinking of our people than ever before. We note with real gratitude the marked increase in enrollment in our schools and colleges.

We are happy to have with us at this session of our Conference, as the representative of the General Board Staff, Dr. J. Q. Schisler, head of the Department of the Local Church.

Finally, we are glad to turn over to the incoming board a well organized, growing program of Christian education throughout the Conference, supported by a corps of efficient district and conference volunteer workers.

We ask the privilege of inserting in the conference minutes as a part of this report the financial statement of the board which is not yet complete.

R. K. NEVITT, *President*,
J. H. PEARSON, *Secretary*.

**REPORT OF C. L. MELTON, TREASURER, BOARD OF
CHRISTIAN EDUCATION.**

October 16, 1937 to October 15, 1938.

I. GENERAL FUND—

Receipts:

Balance, October 16, 1937.....	\$7,339.19	
Conference Budget	5,163.00	
Church School Day Offerings.....	1,958.34	
Rent and Sale of Books.....	194.80	
Miscellaneous	41.41	
Interest on Deposits.....	151.34	
		<u>\$14,848.08</u>

Disbursements:

Salary and House Rent, Exec. Sec.....	\$3,750.00	
Travel, Executive Secretary.....	330.94	
Office Rent (Part).....	100.00	
Office Secretary (Part).....	402.00	
Office Expenses (Part).....	218.70	
Training Schools (Part).....	325.00	
Conference Training School.....	200.00	
Books, Programs, etc.....	225.59	
Children's Work, Vacation Schools, etc....	317.34	
Adult Work	46.00	
Aldersgate Commemoration	125.00	
Board and Committee Meetings.....	63.00	
General Council Expenses.....	102.45	
District Institutes and Conferences.....	45.16	
Young People's Work.....	1,000.00	
		<u>7,251.18</u>
Balance.....		\$7,597.90

II. HOME AND FOREIGN MISSIONARY ENTERPRISE—

Receipts:

Balance, October 16, 1937.....	\$2,015.45	
Fourth Sunday Offerings.....	3,951.29	
Young People's Missionary Offerings.....	2,166.77	
Mt. Vernon Special.....	1,000.00	
		<u>\$9,133.51</u>

Disbursements:

To W. E. Hogan, Treas.....	\$7,117.86	
To J. F. Rawls, Treas.....	1,000.00	
		<u>8,117.86</u>
Balance.....		\$1,015.65

III. YOUNG PEOPLE'S AND EXTENSION WORK—**Receipts:**

Balance, October 16, 1937.....	\$ 285.31	
W. E. Hogan, Treas.....	2,847.14	
Budget ..	688.00	
From General Fund.....	1,000.00	
Special Contribution	75.00	
		<u>\$4,895.45</u>

Disbursements:

Salary and House Rent of Secretary.....	\$2,640.00	
Travel of Secretary.....	378.26	
Salary of Office Secretary (Part).....	300.00	
Office Rent (Part).....	80.00	
Other Office Expenses.....	160.00	
Children's Work, Vacation Schools.....	100.00	
Training Schools	100.00	
District Institutes and Conferences.....	30.00	
		<u>3,788.26</u>
Balance.....		\$1,107.19

IV. MINISTERIAL TRAINING—**Receipts:**

Balance, October 16, 1937.....	\$2,740.35	
Budget ..	344.00	
Repayments ..	1,080.00	
Hamill Fund	35.00	
Karnes and Bowman Funds.....	216.25	
Special Contribution	50.00	
Emory Scholarship	50.00	
		<u>\$4,515.60</u>

Disbursements:

Pastors' School Scholarships.....	\$ 132.00	
Ministerial Students 1937-38.....	1,235.00	
Ministerial Students 1938-39.....	1,475.00	
Committee Meetings	24.06	
		<u>2,866.06</u>
Balance.....		\$1,649.54

V. SCHOOLS AND COLLEGES—**Receipts:**

Budget for Randolph-Macon College.....	\$4,130.00
--	------------

Disbursements:

Checks to Randolph-Macon College.....	\$4,130.00
---------------------------------------	------------

REPORT No. 2—BOARD OF CHRISTIAN EDUCATION.

The work of Christian education during the year just closing and during the past quadrennium was reported to the outgoing board. They considered very carefully the recommendations made and have passed them on to the new board. In assuming the responsibility for continuing this work, we make the following recommendations:

1. That the Local Board of Christian Education of each church make a close survey of the local community to discover and enlist all of those persons for whom our church schools are responsible.

2. That church schools contemplating the purchase of new hymnals secure the Cokesbury Worship Hymnal, which seeks to provide a sufficient number of suitable hymns for each department to make unnecessary the purchase of different hymnals for each age group.

3. That we urge the exclusive use of our own literature in all of our church schools as the literature best suited to our own particular needs.

4. That we fully commit ourselves to the objectives of the Youth Crusade and shall seek in every possible way to secure their realization in our own Conference.

5. That the presiding elders be requested to emphasize the work of Christian education in the several districts at the quarterly and district conferences and to preach upon the subject in every charge, as provided in Paragraph 146, 1938 Discipline.

6. That the pastor in every charge see that the church's program of Christian education is worked as diligently and effectively as possible, as provided in Paragraph 166, 1938 Discipline.

7. That the general superintendent and his assistants cooperate with the pastor in carrying on the church's program of Christian education.

8. That the Local Church Board of Christian Education be established and made to function in every church.

9. That an adequate training program be provided and brought within reach of every officer and teacher.

10. That a vacation school be held in every church where possible and that our own literature be used.

11. That institutes or conferences be held for churches or groups of churches, under the direction of the presiding elder and pastor.

12. That Church School Day be observed in every church with an offering for the work of the board, as provided for in Paragraph 455-(9), 1938 Discipline.

13. That Missionary Day be observed once a month in all our schools with a carefully prepared program and liberal offering for the Home and Foreign Missionary Enterprise, as provided for in Paragraph 455-(5), 1938 Discipline.

14. That Childhood and Youth Week be observed, November 6-13, or as near thereto as practical, with a sermon by the pastor.

15. That the Randolph-Macon College Forward Movement be continued with further appeals, especially to those who have not contributed.

16. That the Conference Training School be held again at Front Royal and that a Children's Workers' Institute and Adult Assembly be held in connection with the school as last year.

17. That Intermediate and Young People's Conference Assemblies and district camps, supplemented by Epworth Training Conferences, sponsored by the unions, be held.

18. That District Institutes be held, November 14-22, as follows, the presiding elders and Executive Secretary having liberty to change dates if necessary:

Baltimore—Monday, November 14.
 Washington—Tuesday, November 15.
 Winchester—Wednesday, November 16.
 Moorefield—Thursday, November 17.
 Rockingham—Friday, November 18.
 Lewisburg—Monday, November 21.
 Roanoke—Tuesday, November 22.

19. That the General Board be requested to cooperate with our churches in meeting the religious needs of Methodist students at Blacksburg, Harrisonburg, Lexington, Hyattsville, Fredericksburg and Wilson Memorial.

20. That the conference staff consist of an Executive Secretary, an Extension Secretary, a Director of Young People's Work, and a Director of Children's Work.

21. That the conference staff and president of the board attend the General Council at Nashville in December and the Junaluska Assembly.

22. That the budget for 1938-39, subject to the approval of the Budget Commission, be:

Randolph-Macon College	\$5,000.00
Ministerial Training	1,000.00
Young People's Work.....	1,500.00
Children's Work	1,500.00
Other Work of the Board.....	6,000.00
	<hr/>
	\$15,000.00

23. That we request the Bishop and his cabinet to appoint Dr. H. H. Sherman, Executive Secretary of the Board of Christian Education, and Rev. Chas. A. York, Conference Extension Secretary.

R. K. NEVITT, *President*,
 C. L. FOSSETT, *Secretary*.

REPORT OF THE BOARD OF FINANCE.

Last year your board was able to raise the allowance for our superannuates per service year from \$12.00 to \$15.00, and the allowance for the widows from \$8.00 to \$10.00, with adjustments for cases of necessity, as provided in the Discipline and by the action of this Conference. We are gratified to report that the allowance this year will be \$17.00 per service year for the superannuates, and \$11.00 for the widows. There is but one other Conference that closely approximates these amounts.

Beside the amount received from the conference claimants apportionments, the following supplementary amounts have been received: From the Corporate Board of Finance, \$7,000; from the General Board of Finance, \$2,871.17; and from the Publishing House, \$3,725.52. Your board requests this Conference to allow 10% of the board's funds to be set aside for cases of necessity.

Conference Insurance.

Rev. H. P. Baker, Conference Insurance Agent, reports that 221 preachers are members of the Conference Group Insurance. We do not know, of course, what effect unification will have on this insurance, but we feel reasonably sure that arrangements can be made with the Company whereby the insurance may be saved. Your board has elected Rev. H. P. Baker, Conference Group Insurance Agent, for the year 1938-39.

Unification and Superannuate Endowment.

Concerning superannuate endowment and unification, Dr. Charles W. Tadlock, Secretary of the General Board of Finance, writes as follows: "We do not know at this time, what the unifying conference will do. It has been suggested that the two larger boards will operate about as they have been, each serving separate jurisdictions in the new organization—the Board of Finance serving the Southeastern and the South Central Jurisdictions, and the Board of Pensions and Relief the others. It is our conviction that there will be but little difficulty in adjusting the work of these Boards to the new plan."

Concerning Matters on which the Conference is Requested to Act by the General Board.

The General Conference adopted the following resolution:

"That each Annual Conference designate one Sunday of each year throughout the ensuing quadrennium, to be known as 'Superannuate Day', on which attention shall be given to the interests of superannuated preachers, by sermon or address, and for the further purpose of promoting the payment of adjusted quotas in those churches which have not as yet met their obligations."

The following resolution was meant to bring to the attention of the Conference and churches the importance of cleaning up this account. It has been a long time on the books of the board. Therefore, it should be cleaned up during this year. This should be impressed upon the Conference, and the purpose of the resolution carried out.

Resolved, That your Conference request each presiding elder to provide a place on his district conference program, for the cause of superannuate support, and especially emphasize the importance of all churches in his district paying their adjusted quotas during the year:

Resolved Second, That a Conference Director of Superannuate Endowment be appointed by the Bishop of your Conference, to serve in connection with his regular work in this capacity, and for the purpose of keeping alive this cause in the Conference throughout the year as far as possible.

Your board recommends the appointment of Rev. H. P. Baker as Conference Director of Superannuate Endowment and the Second Sunday in March be designated as Superannuate Sunday.

T. M. SWANN, *Chairman*,
E. A. LAMBERT, *Secretary*.

TREASURER'S REPORT—CORPORATE BOARD OF FINANCE.

Balance on hand October 1, 1937.....\$ 610.70

Receipts.

Received from ground rents.....	\$2,495.63	
Received from stocks and bonds.....	6,100.97	
Received from redemption of bonds.....	4,020.00	
Received from bequests during the year.....	5,186.22	
		17,802.82
		\$18,413.52

Disbursements.

Securities purchased	\$8,966.83	
Repayment of loan to Real Estate Trust Co.....	1,000.00	
Sundry charges—taxes, safe deposit box, treasurer's bond, coupons returned, collections of ground rents	\$35.95	
J. T. Houck, Treasurer Board of Finance.....	7,000.00	
Balance in bank September 30, 1938.....	610.74	
		\$18,413.52

ADELBERT W. MEARS, *Treasurer*.

REPORT OF THE BOARD OF CHRISTIAN LITERATURE.

Every wind that blows carries a wail of despairing humanity dying for lack of the Gospel. Church members who have fed their minds and souls on the current stock, seen on the newsstands of our day, know not the Church's great program and need, and instead become rank materialists, losing sight of the soul's highest need. Hundreds of homes of our people have no Christian papers or magazines in them. Our grandsires went forth, souls on fire, Bible in hand, saddlebags filled with Christian literature, to preach the Word and nurture it with a literature counted on to strengthen one's faith. Our ministers and church leaders have just as great opportunity and obligation to circulate the literature now offered by our great Church.

Our own "Baltimore Southern Methodist" is the equal of any conference organ. The report from its Board of Directors shows it is in splendid condition financially. The endowment has been increased \$300 with prospects of further additions. The subscription list has held up despite handicaps. This paper has been the aid and channel for our Chinese Relief Fund to the extent of nearly \$4,800. It is our thought that we never had a better church paper.

"The Christian Advocate" was never better in its endeavor to serve as an expression of our life and a channel for denominational information. The Publishing House puts it out at much less than cost. It is indispensable to our pastors. Along with the "Baltimore Southern Methodist", it ought to be in every Methodist home.

Our Publishing House and its branches are our pride because of the great work in sending forth literature suited to the needs of all ages. Despite the ups and downs of the economic world, growth has marked the advancing years. Every effort has been made to meet the demands of preachers and laity alike. The entire net profits go to the support of the conference claimants. Our people ought to support our own House when seeking Sunday School literature, Bibles and any books or supplies. No Church has produced a greater help for devotional meditation than "The Upper Room". The use other denominations make of our church school literature is evidence of its place in the field of Christian literature.

Recommendations.

We recommend:

First. That the Conference continue the publication of the "Baltimore Southern Methodist" under its present name until the Uniting Conference makes its report and the new annual conference boundaries are fixed. Immediately thereafter the Board of Directors shall meet and determine what course of action shall be pursued in the future affairs of the paper.

Second. That the same assessment be asked for as last year, namely, \$6,000.00.

Third. That the Bishop and his cabinet be requested to appoint Dr. F. M. Richardson editor and business manager and at the same salary as last year, \$3,000.00.

Fourth. That Miss Maude E. Hodges be retained in her present position at the same salary, \$1,450.00.

Fifth. That our preachers and people be fully assured that there is no danger, due to the transition period through which we are passing, that any of our people who subscribe for the paper shall fail to receive it or its successor for the full term of the subscription.

Sixth. That the files of the old copies of the "Baltimore Southern Methodist" and its predecessors be loaned, if the Conference agrees, to Emory University, Atlanta, Georgia, and a receipt be taken for them and filed with other records of the Conference and that they be transferred between now and the time of the final disposition of the assets of the M. E. Church, South.

JAMES A. JOHNSON, *Chairman*,
JESSIE W. RICHARDS, *Secretary*.

REPORT OF THE BOARD OF CHURCH EXTENSION.

The General Board of Church Extension has this to say in its report to the Conference Board:

"The reduced amount received from the benevolences in recent years and the increased demand for funds to carry on the work of our entire connection has caused the Budget Commission to reduce the percentage for the Board of Church Extension. We hope you will call attention to this in your report to the Annual Conference that those who ask for donations may realize that the board can no longer make either the number of donations, or donations of the size made in former years. We suggest that you call this matter to the attention of those who place in your hands applications to the General Board so that they may change whenever possible their askings from a donation to a loan."

The work of many of our local churches is greatly hindered because of debts that have become serious problems. Pastors are burdened and congregations discouraged. The General Board has undertaken, through the Board of Finance, to help such cases. Rev. B. L. Pool is in charge of this work. Through this agency debts have been reduced or wiped out. Sometimes we need definite plans more than we need money. We hope such churches will take this matter up with Brother Pool for he is available for such service.

We have faced the usual problem this year of taking the small amount of money we have to appropriate and lighten the heavy burdens of many churches. This we have done to the best of our ability.

Your board submits the following suggestions. If they are observed it will help us greatly in our work:

First. That the same church not make application annually for aid if it can be avoided. The amount to be appropriated each year is so small that it does not give equal opportunity to all needy churches.

Second. A notice always appears in the "Baltimore Southern Methodist", fixing the time when the applications for aid must be in the hands of the board, yet they are often presented after Conference meets. This means that it is impossible to file them in order or give them due consideration.

Third. It is often impossible to consider an application because important questions are not answered. We therefore urge that questions which are essential to a correct understanding of the situation in the local church be fully answered.

CLAUDE M. HESSER, *President*,
A. W. MEARS, *Secretary*.

BOARD OF CHURCH EXTENSION APPROPRIATIONS.

Andrew Chapel, Baltimore.....	(Conditional)	\$ 250.00
St. Pauls, Lusby, Md.....	(Conditional)	100.00
Indian Head, Md.....	(Conditional)	350.00
Central, Arlington, Va.....	(Conditional)	250.00
Epworth, Covington, Va.....	(Conditional)	250.00
Elliott's Hill, Near Lexington, Va.....	(Conditional)	100.00
Oakland, W. Va.....	(Conditional)	150.00
Calvary, Ridgeley, W. Va.....	(Conditional)	200.00
Basic, Va.	(Conditional)	200.00
Grace, Manassas, Va.....	(Conditional)	350.00
Mount Rainier, Md.....	(Conditional)	500.00
Amsterdam, Va.		100.00
South Covington, Va.....	(Conditional)	125.00
		\$2,925.00

ADELBERT W. MEARS, *Treasurer*.

REPORT OF THE BIBLE BOARD.

We note with appreciation and gratitude the continued progress of the American Bible Society in its work of translating, publishing and distributing the Scriptures. The Society has asked that its gratitude be expressed to the churches for their goodwill and support and that its work of giving the Word of God to the peoples of the world be prayerfully remembered.

Translation.

An announcement received with world-wide interest is the fact that the number of languages in which the Scriptures have been published has now passed the one thousand mark. In this achievement there has been hearty cooperation between the Bible societies, mission boards and many individual missionaries and missionary groups. The whole Bible has been published in 179 languages, the New Testament in 213, portions or selections in 616 more, so that the Scriptures have been published in 1,008 languages and dialects.

Publication.

Among the new publications is that of the Old Testament, published for the first time in Samarenyo, a dialect of the Philippine Islands. The New Testament in Otetela, a dialect used in the Belgian Congo, is in the process of being printed. The Society added a new large-type New Testament with Psalms, and a new reference Bible with concordance to its list of English Scriptures.

Distribution.

In the most important of its activities, namely, the distribution of the Scriptures, the Society's total circulation in 1937 fell somewhat below the previous year, due chiefly to the state of war in China and a combination of circumstances in Japan. In spite of handicaps in these two great mission fields a grand total of more than seven and one-third million copies of the Bible, Testaments, Gospels and portions were distributed throughout the world.

A decided increase in Latin America of more than twenty percent would have been even greater had it not been that inadequate funds stood in the way. In Brazil once again more Scriptures were put in circulation than in any year since the Society began its work there more than fifty years ago.

In the United States the circulation was appreciably above that of the year before, there being a very noticeable increase in the number of New Testaments distributed. The Ohio Valley flood emergency, early in the year, met by a special appeal, required nearly ten thousand Bibles and more than fifty thousand Testaments and portions for churches, individuals and refugee camps. Slightly over forty-one thousand New Testaments were furnished free to the young men in the CCC camps, and federal institutions, hospitals, orphanages, and other agencies were supplied with generous grants. Nearly thirty-five hundred embossed volumes were furnished in Braille and other systems to the blind at a moderate cost, or when appropriate, as outright grants.

Universal Bible Sunday.

Last year Universal Bible Sunday was more widely observed than in any preceding year. More than twice the number of requests made in 1936 for printed material were received last year.

Inasmuch as the list of languages into which the Scriptures have been translated has passed the one thousand mark, it has seemed appropriate to suggest translation as the theme for this year's Bible Sunday, using the title, "And Now—One Thousand Tongues." Prior to Bible Sunday, which occurs this year on December 11, the Society will issue material for use of pastors and churches observing the occasion. This board would call attention to the Bible Society's readiness to furnish churches with printed materials, pageants, posters, leaflets and other aids of value in a presentation of the Bible and in furthering its use.

Resolutions.

Your board respectfully presents the following resolutions:

Whereas, the American Bible Society is a missionary agency, continually aiding the churches in extending the Kingdom of God, both in the United States and in many missions fields throughout the world by translating, publishing and distributing the Holy Bible, be it

Resolved, First: That this Conference records its satisfaction in the continuing missionary work of the American Bible Society in its efforts to increase the circulation of the Bible and to have the Scriptures more widely used.

Second: That our pastors be encouraged to observe Universal Bible Sunday on December 11, calling the attention of their congregations to the fact that the Scriptures have been translated into more than one thousand tongues, urging upon their people a more faithful use of the Bible and a more continuous study of God's Holy Word.

Third: That this conference, recognizing that the General Conference has prorated 1.15 percent of receipts on benevolences to the American Bible Society and that all claims on the Benevolent dollar including that of the American Bible Society are worthy claims, urge all our churches, wherever possible, to accept and pay in full its askings.

Respectfully submitted,

W. M. COMPTON, *President,*

LEE H. RICHCREEK, *Secretary.*

REPORT No. 1—BOARD OF MISSIONS.

We rejoice that our General Conference, in response to a deep and long-felt need for a quickening of the spiritual life of our people and preachers, has established a General Commission on Evangelism of which Bishop C. C. Selecman is chairman and Dr. Harry Denman is secretary.

We pledge to the General Commission and to its officers our fullest cooperation and to our Lord our deepest devotion.

In conformity with Paragraph 532 of the Discipline, we have pleasure in nominating the following as members of our Conference Commission on Evangelism:

Clerical

E. S. Sheppe, Jr.
H. S. Coffey
J. C. Dugger
C. K. Ray

Laymen

Mrs. W. H. Ballengee
Dr. J. Arthur York
A. L. Bennett

REPORT No. 2—BOARD OF MISSIONS.

We believe that the ideal of missions is at the heart of the Christian gospel. Not only in the foreign field and in the homeland, but in our own Conference borders as well, it is our purpose to support the carrying out of this ideal.

We do, however, urge our preachers, presiding elders and people to make every effort to reduce the amount and number of financial appeals. There are eighty charges in our Conference to which missionary appropriations are made by our board, and nearly \$20,000 is being appropriated.

We wish to express our happiness in the presence of Dr. H. P. Myers, Secretary of the Department of Education and Promotion of the General Board of Missions. We pledge our enthusiastic and faithful co-operation to Dr. Myers in his plans for the missionary education in the local churches, through the "School of Missions", the missionary committees and the missionary institutes and zone meetings in the several districts. We pledge further our co-operation with and financial support of the district missionary secretaries appointed by the Bishop.

We wish further to express our joy and profit in the presence and speech of Dr. Harry Denman, Executive Secretary of the Commission on Evangelism, and pledge to him and the commission membership our loyalty and support.

We nominate H. S. Coffey as missionary secretary of the Baltimore Conference, to serve without compensation and in connection with a charge, and respectfully request the Bishop so to appoint him.

Richlands	200	New Hope	325
Selma	300	Page-Stanley	200
Williamsburg	200	Port Republic	450
		Rockbridge-Baths	225
		Shenandoah	100
	<u>\$3,450</u>		<u>\$2,500</u>

Moorefield District.

Baker	\$400
Burlington—Class A	50
Capon Bridge	300
Elk Garden	200
Fort Ashby	300
Gainsboro	350
Hampshire (Emerg. \$200)	500
Hardy	200
Highland—Class A	100
Listonburg	100
McDowell	150
Morgan	200
Petersburg	200
Piedmont	200
Springfield-Augusta	300
Wardensville	350
	<u>\$3,900</u>

Roanoke District.

Cambria	\$400
Catawba	300
Fincastle—Class A	100
Newcastle	100
Fairview	300
Grace	400
Roanoke Circuit	200
	<u>\$1,800</u>

Rockingham District.

Bath	\$250
Blue Ridge	500
Fairfield	250
Goshen-Craigsville— Class A	200

Washington District.

Central—Class A	\$160
Colesville—Class A	160
Dumfries	275
East Fairfax	175
Herndon—Class A	100
Nokesville	450
Potomac	300
Sterling	200
Sudley	250
	<u>\$2,070</u>

Winchester District.

Brunswick	\$400
Linden	250
Mt. Jackson	300
Shenandale	550
Shenandoah Junction	300
Toms Brook	300
White Post	150
Warren-Riverton	100
South Winchester	700
	<u>\$3,050</u>

Recapitulation.

Baltimore District	\$3,350
Lewisburg District	3,450
Moorefield District	3,900
Roanoke District	1,800
Rockingham District	2,500
Washington District	2,070
Winchester District	3,050
	<u>\$20,120</u>

Respectfully submitted,

H. S. COFFEY, *President,*R. E. MUSSER, *Secretary.*

**REPORT OF TREASURER OF THE CONFERENCE BOARD
OF MISSIONS, 1937-1938.**

Receipts.

From Conference Treasurer.....	\$14,629.00	
Interest	1,316.01	
		<u>\$15,945.01</u>

Disbursements.

Appropriation to Conference Training School....	\$	200.00
Expenses of President and Secretary of Board to Missionary Council		67.40
Expenses of Missionary Institutes.....		63.05
Allowance to District Missionary Secretaries....		90.00
Expenses of Conference Board of Missions.....		9.65
Space in Conference Minutes.....		12.50
Premium on Treasurer's Bond.....		100.00
		<u>\$542.60</u>

Conference Missions:

Baltimore District	\$3,250.00	
Lewisburg District	3,500.00	
Moorefield District	3,950.00	
Roanoke District	1,800.00	
Rockingham District	1,850.00	
Washington District	2,250.00	
Winchester District	3,125.00	
		<u>19,725.00</u>
		<u>\$20,267.60</u>
Deficit.....		<u>\$4,322.59</u>

Balance Reserve Fund.....	\$42,865.97
Less 1937-1938 Deficit.....	4,322.59
	<u>\$38,543.38</u>

Respectfully submitted,

R. G. MOWBRAY, *Treasurer.*

**REPORT OF THE WOMAN'S MISSIONARY SOCIETY
OF THE BALTIMORE CONFERENCE.**

(July 1, 1937—July 1, 1938.)

Organizations and Finances.

Adult Auxiliaries, 262; adult members, 9,618.
 Young Women's Circles, 63; members, 1,333.
 Life Members, adult, 101; babies, 39; memorial, 12; honorary, 4.
 Total amount sent Woman's Missionary Council, \$38,349.68.

Literature and Study.

Subscribers to "World Outlook", 2,250.
 Adult Mission Study Classes, 309.
 Members of Mission Study Classes, 4,793.
 Bible Study Classes, 159.
 Members of Bible Study Classes, 4,165.

Other Activities.

Auxiliaries reporting activities under the Christian Social Relations Department, 128.
 Auxiliaries attaining the Efficiency Aim, 26.
 Auxiliaries observing the Week of Prayer, 229.
 Offering for the Week of Prayer, \$3,243.75.
 Value of Donations sent through Supply Department, \$3,439.39.

Specials Supported.

Six Bible Women at \$120.00 each.
 Four Scholarships at \$40.00 each.
 Three Budget Specials, \$410.00.

Home and Foreign Missionaries From Our Conference.

Home: Deaconess Margaret Young (on furlough), studying at Western Reserve, Cleveland, Ohio.

Deaconess Birdie Reynolds, Wesley House, Memphis, Tenn.

Deaconess Roma Cupp, Bethlehem House, Memphis, Tenn.

Miss Amy Shipley (employed worker), Mexican Work, Beaumont District, Texas.

Foreign: Miss Ruth E. Byerly, Villa Frontera, Coah, Mexico.

Miss M. Elston Rowland (on furlough), employed at Johns Hopkins Hospital, Baltimore, Md.

Miss Myrtle Zicafoose, Minga Station, Congo Belge, Africa.

Miss Betty Alt, Wonsan Hospital, Wonsan, Korea.

Miss Virginia Payne Neel, Colegio Bennett, Rio de Janeiro, Brazil.

Miss Kathryn Eye, appointed to Congo Belge, Africa.
 Studying language in Paris, France.

Mrs. W. H. BALLENGEE, *President*,

Mrs. IDA R. GROOVER, *Conference Secretary*.

REPORT No. 1—BOARD OF LAY ACTIVITIES.

We take pride in the fact that the Lay Activities movement in our Conference is making such headway it can be reported to you that all the districts are organized and real and lasting work is being done. Institutes for training stewards and leaders, classes in stewardship, set-up meetings outlining district programs, lay-speaking on many important subjects, Layman's Day observance in practically all the churches, aid in raising the benevolences and in arranging proper financial plans for numerous churches, filling vacant pulpits and even conducting evangelistic meetings, all, when repeated for several years, as these have been, are bound to have a beneficial result. We believe we can claim some small share in the splendid reports that have been made to the Conference. And while complementary work has been done, we have several new and equally important plans which we propose for the coming year.

For several years the acceptances for benevolences in this Conference have been met in full. We believe the goal should be set higher and the amount of acceptances increased. We shall not be satisfied until the entire askings shall have been accepted, and we pledge ourselves to this end. The action of the General Conference, requiring a full explanation of the purposes of benevolences before action by the quarterly conference, should aid in this.

We desire to continue our work and ask the co-operation of the presiding elders and preachers in arranging institutes and classes for stewardship and training of officials in every district. Where such institutes have been held, the results have been so satisfactory as to warrant a permanent place in the plans each year.

When such subjects as a "Fellowship Church" and "Why go to Church" are used all over the Conference on Layman's Day, we are convinced they have a telling effect upon our people. The subject of "Adequate Ministerial Support" shall be used this coming June. Undoubtedly our people will be stirred in this matter when they know the facts and understand the difficulties so many of our pastors experience in a financial way.

The General Board of Lay Activities is planning a conference of 600 laymen at Lake Junaluska in August, 1939. Your board expects to arrange for at least four men to attend from each district. The men so sent should be available for inspirational and other services.

We have also planned to send two men to Scarritt Training School, who shall receive a six weeks course under Dr. G. L. Morelock, to fit them for teaching in stewardship and for training stewards. These things all mean that your board and your laymen are awake to their opportunities and are eager to do their part in advancing the Kingdom of God.

We take this opportunity to express our appreciation to Bishop W. W. Peele for his courtesy and consideration and to the presiding elders

and pastors for their time and encouragement. We believe God is in every detail of the work of His Church, and that He will bless our efforts.

We present the name of John H. Rosenberger to the Conference for election to the office of Conference Lay Leader.

Respectfully submitted,

CONFERENCE BOARD OF LAY ACTIVITIES,

BRUCE SLAVEN, *Secretary.*

REPORT No. 2—CONFERENCE BOARD OF LAY ACTIVITIES.

Temperance.

Webster's Dictionary defines the word temperance in the following terms:

From the Latin *temperantia*, moderation.

1. Moderation: particularly habitual moderation in regard to the indulgence of the natural appetites and passions, restrained or moderate indulgence, as temperance in eating and drinking, specifically, total abstinence from intoxicating liquors.
2. Patience, calmness, sedateness, moderation of passions, and self-control.

We of the Conference Board of Lay Activities are in complete accord with the attitude of our Church towards the traffic in and the use of alcoholic beverages and we are unalterably opposed to such traffic and use. Nevertheless, we feel that the earnestness and zeal of many of our people, when applied to the subject of temperance, has led us to a somewhat restricted view of the term in its larger and more general sense. We have heard so much concerning temperance as total abstinence that its association with such terms, as patience, calmness, sedateness, moderation of passions and self-control has been relegated to the background if not overlooked entirely.

We believe that there was never a greater need for the preaching of the doctrine of true temperance in the history of the world. We believe that temperance should and could be effectively taught. First and foremost by example in our personal lives and in the lives of every individual member of the church. Second, by intelligent preaching from our pulpits at regularly designated periods. Third, by unbiased teaching of the merits of temperance and the demerits of overindulgence in our homes and in our schools, both public and private.

Your Conference Board of Lay Activities, in an effort to promote the cause of temperance, urges and requests that the Baltimore Annual

Conference of the Methodist Episcopal Church, South, now in session adopt the following resolutions:

1. Be It Resolved, That every pastor of the Methodist Episcopal Church, South, who is serving within the confines of the Baltimore Conference, be requested to preach four sermons on the subject of temperance on such Sundays as may seem most fitting, provided that one sermon be preached on this subject before each of the regular quarterly conferences.

2. Be It Resolved, That the Baltimore Conference request the General Educational Committee of the Methodist Episcopal Church, South, to incorporate additional suitable and appropriate temperance lessons in the church school literature.

3. Be It Resolved, That the members of the Baltimore Annual Conference of the Methodist Episcopal Church, South, hereby place themselves on record as desiring to promote the cause of temperance and to that end pledge themselves by expressing their intention and desire to carry out, with the help of God, the principles and ideals of temperance in their individual lives and to use their best efforts toward having such ideals taught in the homes and the schools throughout our land.

Respectfully submitted,

JOHN H. ROSENBERGER, *Chairman*,
BRUCE SLAVEN, *Secretary*.

REPORT OF THE COMMITTEE ON DISTRICT CONFERENCE RECORDS.

After careful examination of the records of the several districts, we, your Committee on District Conference Records, respectfully submit the following report:

With but few minor exceptions we find the records to be accurately and efficiently kept. All exceptions have been called to the attention of proper persons in order that they may be corrected.

We commend the District Conference Secretaries for their excellent work in keeping these records which become the history of the districts.

W. J. ELLIOTT, *Chairman*,
F. H. STRIEBY, *Secretary*.

REPORT OF THE COMMITTEE ON SABBATH OBSERVANCE.

Whereas, the sanctity of the Lord's Day is one of the essentials to the security of the Home, the prosperity of the Church, and the security of the State, and

Whereas, there is great need for a re-emphasis on the priceless value of the worshipful Lord's Day, therefore, be it

Resolved, by the Baltimore Conference Methodist Episcopal Church, South, in session in Harrisonburg, Virginia, this, the 7th day of October, 1938, that we endorse wholeheartedly the educational program of the Lord's Day Alliance of Maryland, requesting our pastors to cooperate in stressing this emphasis on this day, vital to Home, Church and State, and be it further

Resolved, that we endorse the educational contest as arranged by the Lord's Day Alliance of Maryland and urge our Sunday Schools in Maryland, the District of Columbia, Virginia and West Virginia to share in this opportunity to stress anew the scriptural foundations of the Lord's Day, and be it further

Resolved, that we believe the theme selected by the Lord's Day Alliance for this contest, namely, "Why and How Should Young People Keep the Lord's Day as a Day of Worship?", will mean a finer type of Christianity among our young people, and be it further

Resolved, that we recommend and request that our presiding elders name in their respective districts a committee of five to seven to cooperate with the Lord's Day Alliance of Maryland in this educational program, and be it further

Resolved, that Rev. E. A. Lambert be appointed a member of the Lord's Day Alliance Educational Committee.

Respectfully submitted,

JOHN H. DAVIDSON,
W. E. STRADER,
B. W. JOHN,
H. W. SPURRIER,
J. W. LEGGETT,

Committee.

**THE ANNUAL REPORT OF THE BOARD OF TRUSTEES, HOME OF
THE AGED AND ORPHANS, LOCATED AT
GAITHERSBURG, MARYLAND.**

Most of our people think of this marvelous institution occasionally and manifest their interest through their contributions periodically, but to maintain such an enterprise as the Home of the Aged somebody must be planning and working daily and even hourly. We are deeply indebted to our superintendent, Rev. H. M. Wilson, and the efficient staff of workers in this institution for their beautiful devotion in maintaining our work. From our genial superintendent to the janitor we are grateful for the personal interest, consecrated toil and practical cooperation which sustains this benevolent enterprise. It has been interesting to watch the simultaneous development of the employed

staff and the ever-expanding interest in this work throughout the Conference. These two important factors guaranteed the continued success of this good cause.

Our inescapable responsibility is growing yearly. We have cared for one hundred and fifty-five guests, covering the twelve year period. The family now consists of seventy-one members. This is the largest number of occupants we have cared for at any one time but it is being done comfortably.

The buildings and grounds have been improved during the year. The farm is in an excellent state of cultivation and continues to produce bountifully. It has yielded an appreciable net profit each year since the founding of the Home. Much credit is due Mr. Houck, the farm manager, for the success of the farm. The dairy herd is an accredited one under the high standard of the health department. In fact, everything seems to have worked together for the good of the Home as we have sought to provide food and shelter for some of our finest people who faced the prospect of embarrassment in their old age.

The various agencies employed to interest our constituency throughout the Conference have functioned effectively. The Home Guild has increased its membership. Each of the seven district guilds have done some special work for the Home during the year. The Home directors are becoming more and more active and are given due recognition in the quarterly conference. The Annual Maintenance subscriptions have been kept at their usual level. The Christmas offerings exceeded the offering last year by more than \$300.00. The Mother's Day offerings fell below that of last year by approximately one-half the gain on the Christmas offering.

The Board of Trustees assures our people everywhere that a visit by them to the Home would be appreciated and considered as a real service to the Home. Viewing the year's report as a whole, this has been the best year financially and otherwise in the history of the institution. Its financial soundness is now fully guaranteed. We render our thanksgiving to God for His peculiar blessing upon our sincere efforts in behalf of some of the less fortunate members of the household of faith.

The Future of the Home.

Our committee appointed to care for the interests of the Home under Unification is at work and we are looking forward to a larger field of service, and an increased support under the plan of union. Since, under the plan, all vested interests in each of the uniting churches is to be carefully guarded, the churches of our Conference, as now constituted, which have participated in the building and maintenance of the Home, will be assured of a continuance of their rights and privileges in the Home, regardless of which jurisdiction may claim their allegiance in other matters.

Recommendations.

First. We request Bishop W. W. Peele to reappoint Rev. H. M. Willson to the superintendency of the Home.

Second. We request the presiding elders at their fourth quarterly conferences, to ask this question: "Who is elected director for the Home of the Aged in each church?" and report the name and address to the superintendent of the Home.

Third. We request the Conference to authorize a continuance of the Christmas and Mother's Day offerings in every church school and congregation. Furthermore, we request the superintendents of our church schools and the pastors of all our churches to take an offering for the Home—Christmas and Mother's Day, respectively.

Fourth. We recommend the consideration of "Maintenance Subscriptions" by individuals, church schools, young people's departments, Bible classes, woman's missionary societies, or any sympathetic organization in the church.

Fifth. We further recommend that from time to time our people be advised of the great importance of this work and that they be encouraged to remember it in their wills.

Sixth. We recommend the following trustees, subject to the confirmation of the Conference:

Rev. J. Howard Wells	Mrs. Ida R. Groover
Rev. E. V. Register	Rev. C. M. Hesser
Rev. E. A. Lambert	Mr. A. E. Huddleston
Mr. W. F. Hummer	Rev. H. C. Marsh
Mr. J. B. Andrews	Rev. W. W. McIntyre
Rev. E. C. Beery	Mrs. A. W. Mears
Rev. W. H. Best	Mr. O. C. Michael
Mr. Milton Burr	Rev. J. H. Pearson
Rev. H. M. Canter	Mr. John H. Rosenberger
Mr. C. F. Coffman	Mr. M. T. Strider
Rev. John C. Copenhaver	Rev. B. V. Switzer
Mrs. T. H. Cooper	Rev. John Paul Tyler
Mrs. H. S. Davis	Rev. H. M. Wilson
Miss Della Dunn	Dr. J. A. York.

J. HOWARD WELLS, *President.*

E. A. LAMBERT, *Secretary.*

**REPORT OF THE TREASURER OF THE HOME OF THE AGED AND
ORPHANS OF THE BALTIMORE CONFERENCE
M. E. CHURCH, SOUTH, INC.**

September 1, 1937 to August 31, 1938.

Receipts.

Balance, September 1, 1937.....	\$	318.01
Maintenance Subscriptions		5,743.70
Memorials		400.00
Christmas Offering from Sunday Schools.....		5,565.24
Mother's Day Offering from Congregation.....		4,882.88
Farm		6,608.37
Annuity Bonds		4,000.00
Bequests		6,000.00
General Contributions, Special Gifts, etc.....		22,430.07
Conference Home Guild.....		700.00
Miscellaneous		124.18
Total.....		\$56,772.45

Disbursements.

House	\$14,750.78
Farm.....	5,264.38
Administration and Promotion.....	5,260.72
Upkeep and Improvement.....	2,482.91
Insurance and Taxes.....	748.21
Interest	5,755.93
Refunds	628.70
Guest Property	977.51
Reserve Fund	17,500.00
Emergency Fund	3,000.00
Debt Fund	389.54
Miscellaneous	10.00
Total.....	56,768.68

Balance..... \$ 3.77

Assets and Liabilities as of August 31, 1938.

Assets.

Real Property	\$221,000.00
Personal Property	15,000.00
Reserve Fund, Bequests, etc.....	42,850.00
Total.....	\$278,850.00

Liabilities.

Home Mortgage Bonds.....	\$25,000.00
--------------------------	-------------

Respectfully submitted,

W. F. HUMMER, *Treasurer.*

Gaithersburg, Md., September 5, 1938.

To Whom It May Concern:

I hereby certify that I have checked the records of the receipts and disbursements of the Home of the Aged and Orphans of the Baltimore Conference, M. E. Church, South, Inc., for the fiscal year ending August 31, 1938, and as a result I report having found the same to be correct and well kept.

FRANK B. SEVERANCE, *Vice-President*,
Citizens Building and Loan Association
of Montgomery County, Silver Spring, Maryland.

REPORT OF COMMITTEE ON CONFERENCE RELATIONS.

Your Committee on Conference Relations submits the following recommendations:

For The Superannuate Relation:

Anderson, John A.	Lambert, T. J.
Anderson, James M.	Mark, Charles W.
Ballengee, William H.	Marsh, W. H.
Beall, John W.	Mays, G. R.
Blakemore, D. L.	Michael, I. G.
Buchanan, C. H.	Neel, A. A. P.
Burr, H. Q.	Parrott, B. Lee
Canter, H. M.	Prettyman, F. J.
Clews, William	Pope, J. D.
Collyer, C. T.	Regester, E. V.
Eutsler, R. L.	Reiter, C. L.
Fultz, R. L.	Roades, E. A.
Harnsberger, A. L.	Rood, J. A.
Hawk, J. C.	Sarver, Charles M.
Hawley, James M.	Shaw, C. H.
Hedrick, J. B.	Sites, A. B.
Helmintoller, E. G.	Smith, J. Harry
Henry, John B.	Switzer, B. V.
Heydrick, G. K.	Thomas, John L.
Hildebrand, Simpson V.	Tyler, German H. H.
Hupman, J. B.	Weikel, M. P.
Jordan, Turner A.	Wells, J. Howard
Keene, James S.	Whitehurst, R. V.
Kuhlmann, John H.	Whitesell, W. J.
Kidner, G. D.	Wilson, Henry A.

G. H. FIELDING, *Chairman*,
H. H. HOYT, *Secretary*.

REPORT OF FRANCIS ASBURY SCHOOL, INCORPORATED

The Francis Asbury School Board has been carrying on its work during the year, having given careful attention to collections, investments and appropriations. The annual meeting was held at Front Royal, Virginia, June 16, at which the year's work was presented for record and plans for the future were discussed and authorized.

The board through its executive committee has been cooperating with the Ministerial Training Committee of the Board of Christian Education, as usual, in aiding worthy candidates in their preparation for the ministry and missionary work of our Church. During the fiscal year ending June 10, 1938, \$2,375.00 was appropriated to students for this purpose and \$800.00 loaned to students who are not missionary or ministerial candidates.

For the current school year, 1938-39, a somewhat larger total of appropriations has been made and part of them already paid. We are very fortunate as a Conference in having this money available for this very important work.

After careful consideration, a committee was appointed to revise and redraft the charter. This committee has met and has recommended to the board the following changes:

1. That the name be changed to the Francis Asbury Educational Fund, Incorporated, and the principal office be changed from Woodstock, Virginia, to Front Royal, Virginia.
2. That the board be authorized to help worthy students who are not ministerial or missionary candidates in their college and university education on the usual basis of loans and donations.
3. Paragraph 6 of the amended charter was changed so as to make it perfectly clear that the trustees are to be elected quadrennially by the board on nomination of the Baltimore Annual Conference of the Methodist Episcopal Church, South, or its legal successor.

Mr. George D. Conrad was authorized to attend to the legal aspects of these changes in the charter.

The treasurer's report showed that the finances were in good condition and the books were audited and found correct. The following financial statement is taken from the treasurer's report:

Receipts.

Balance, June 12, 1937.....	\$ 305.17
Income from Investments.....	2,117.60
George N. Conrad Legacy.....	1,000.00
Argentine Bonds—called	3,000.00
Bond—J. H. Vaden—paid.....	500.00
	<hr/>
	\$6,922.77

REPORTS.

Disbursements.

Ministerial Training	\$1,775.00	
Ministerial Training, Conrad fund.....	600.00	
Student loans	800.00	
George Washington Hotel bond.....	3,013.63	
Miscellaneous	42.14	
		<hr/>
		6,230.77
		<hr/>
Balance in bank.....	\$ 692.00	

Mr. George D. Conrad and Mr. J. H. Rosenberger were appointed a special auditing committee to examine the securities and investments of the board. This committee has met, checked up the various items, and made its report to the board, which shows that the total assets are \$53,762.50.

We recommend that the Conference nominate the following trustees to serve for the next quadrennium, as recommended:

By the Woman's Missionary Society:

Mrs. W. H. Ballengee
Mrs. James M. Hesser

By the Board of Missions:

H. S. Coffey
R. G. Mowbray

By the Board of Christian Education:

George D. Conrad
John H. Rosenberger
S. K. Cockrell
John F. Owens
H. R. Deal
H. H. Sherman
E. W. Aaron.

MRS. W. H. BALENGEE, *President*,
E. C. BEERY, *Secretary*.

REPORT OF THE BALTIMORE CONFERENCE BOUNDARY COMMISSION.

At the last session of the Baltimore Conference, a commission was appointed to look into the matter of the change in conference boundaries, which the Plan of Methodist Church Union, then pending, would call for. This commission was given power to open conversations with representatives of other Conferences interested upon any and all matters having to do with the union of Methodism in our area.

The members of this commission are the presiding elders of the five districts, which lie in whole or in part above the jurisdictional line: W. H. Best (Baltimore), E. C. Beery (Washington), W. W. McIntyre (Winchester), C. E. Brandt (Moorefield), and C. W. Fink (Lewisburg). Together with these, four other ministers were named: H. Sydenstricker, H. H. Sherman, S. K. Cockrell and Nolan B. Harmon, Jr., and also two laymen from the Maryland and West Virginia area: Mr. Albert H. Dudley of Baltimore, and Mr. J. S. Zimmerman of Romney.

The commission met first at Staunton, Virginia, in March and organized with Hubert Sydenstricker, chairman, and Nolan B. Harmon, Jr., secretary. After that other meetings were held, one in Washington, at which time Bishop Arthur Moore was present with the committee; another, an informal meeting of the clerical members at the Front Royal Pastors' School; another, a meeting of the full committee in Washington on July 11. Bishop W. W. Peele and Bishop Edwin H. Hughes were both present at this meeting, and present also on invitation from your committee were representatives of the Maryland Conference of the Methodist Protestant Church, including Dr. E. A. Sexsmith, president of the Maryland Conference. At this meeting it was decided that the three Conferences most deeply involved in this matter in our area, viz.: the Baltimore Conference of the Methodist Episcopal Church, the Maryland Conference of the Methodist Protestant Church, and our own Conference, should be asked to appoint subcommittees who might meet later and consider this matter in greater detail than was possible for the large committee. Your commission elected H. Sydenstricker, E. C. Beery and N. B. Harmon, Jr., to represent the larger group; the Methodist Protestants—E. A. Sexsmith, E. C. Makoskey and R. W. White; and the Methodist Episcopal—F. R. Bayley and Ellis G. Williams, the district superintendents of East Baltimore and Washington District, respectively, and Mr. Bastian, a layman of Washington.

At the joint meeting above mentioned, and in all the meetings of our own commission, the utmost brotherliness prevailed, and there was a frank recognition on the part of each group that a real problem faces all Methodism in this area under the now adopted Plan of Union. All phases of the situation as it affects our own Conference, as well as the welfare of other Conferences involved were brought up and discussed.

Your commission as originally constituted in 1936 was for the purpose of discussing the possibility of keeping in the Southeastern Jurisdiction our Methodist people in West Virginia, who are in the so-called "Eastern Panhandle" of that state. This desired end was not overlooked by your commission, but following the petition presented by a great group of laymen at our last Conference, asking that the whole Baltimore Conference be kept together if at all possible, even though this might entail putting our Virginia area in the Northeastern Juris-

diction, your commission felt that a move to keep the Conference together if possible should be our first step. Your commissioners have had no other idea than to represent the mind of this Conference, and that mind, it was felt, would be to keep the Conference together where possible, and if division must come, the least division, the better. It is well known that the jurisdictional line between the Northeastern and Southeastern Jurisdictions has been fixed as the Potomac River and the Virginia-West Virginia boundary line; and this line, of course, splits our conference territory throughout its entire length. Our commission, therefore, with a view to a possible holding of the Conference together, approached the representatives of the Maryland Conference of the Methodist Protestant Church and of the Baltimore Conference of the M. E. Church, with a suggestion that if it was agreeable to them it might be possible for us all to petition the United Church to allow us to form one great Conference within the limits of our present conference territory. This proposition was much discussed and duly considered. It, however, finally became evident that the creation of such a Conference was not considered advisable or even possible, as such a Conference, it was stated, would prove too large and unwieldy at its annual sessions; and that since the jurisdictional line, following the state line principle, had been drawn by the Joint Commission on Union representing the three Churches, that principle should be followed by the Methodists in our area.

Meantime, as conversations by the commissions and sub-commissions progressed, it became increasingly evident that our Baltimore Conference problem under church union is locked up with the life and fortunes of several other Conferences around us—not only the M. E. and M. P. Conferences in the Maryland area, but with the Wilmington Conference of the Northern Church, the Virginia Conference of our own Church, the Holston Conferences, North and South, and the Western Virginia Conferences, North and South. Each of these will in some way be affected by what happens in our area.

Your commission, therefore, agreed with the commissioners of the other Conferences, with whom meetings were held, that it would be well to request a meeting of the delegates to the Uniting Conference from the separate Conferences in this area as soon as these are all duly elected. Bishop John M. Moore, the chairman of the commission of our Church on union, has already sent word that he would like to meet the representatives of our Methodism from this area at some convenient time when they can come together after their respective Conferences have selected them for the United Conference. We, therefore, recommend that our Conference request our Bishop W. W. Peele to suggest to Bishop Hughes and Dr. Sexsmith, the presidents of the two other Conferences in our Maryland area, that a meeting be called of the delegates to the Uniting Conferences at some agreeable date before that body is called into session. These delegates will have the power to speak for their own separate Conferences as well as to

represent the general Church; and your commission, therefore, feels that this entire matter should now be referred to them after this session of our Annual Conference comes to a close.

It was the sense of the representatives of the Joint Conference Commissions that at least a year or a year and a half ought to be allowed our Baltimore Conference and the other Conferences in this area, for closing up their affairs and going into such permanent conference lines and organizations as the Uniting Conference may direct. It is, of course, understood that since the Uniting Conference has full power in this respect, this item in our report can be considered no more than the advice of the respective commissions on this matter.

Your commission, however, feels that it is its duty to call the attention of the Conference to the vast importance of the conference boundary realignment now facing it. We believe that the Conference as a whole must consider this matter and continue to be intensely interested in its every part, as well as in the new Conferences which are apparently about to be created. Your commission has tried to represent every area of our Conference equally well, and to be as much concerned for people on the Eastern Shore of Maryland as those in the valley of the south fork of the Potomac; as much concerned for those on the Greenbriar in West Virginia, as along the Shenandoah or Roanoke. We are one Conference and should speak as one as long as possible with reference to the future of the separate parts of our Conference; allowing, of course, those ministers and members who reside in the separate geographical divisions of the Conference to express their preference on such readjustments and realignments as may be proposed.

It is impossible for your commission to embody in this report the full data which was before it, including statistics, requests and advices from special groups, but the members of the commission will be glad to supplement this report by furnishing further information to those who may request it.

The entire problem of Methodist union is far more complicated within our own conference territory than anywhere else, due to the overlapping of the three participating Churches, which in turn overlap state lines with now a newly established jurisdictional line cutting through everything. We have faith, however, to believe that the loyalty, ability and brotherly kindness of our Methodist people will be more than sufficient to work through the problems and difficulties of this transitional era to such a consummation as will be most agreeable to all our people, and we trust, well pleasing to God. Toward that desired end let us bend our thoughts, our hearts and our prayers.

Respectfully submitted,

H. SYDENSTRICKER, *Chairman*,
NOLAN B. HARMON, JR., *Secretary*.

REPORT OF COMMISSION ON EVANGELISM.

Your newly elected Commission on Evangelism brings to its task certain strong convictions in which all of its activities must of necessity root; and therefore feels it should give expression to them in this report, its first effort to discharge its responsibility.

1. If the Church of Christ, or any minister or member of it, expects to evangelize the world and establish the Savior's Kingdom of love and righteousness, it must forever be done with the fear of failure. Perhaps every one of us has been tempted at some time not to attempt the work of evangelism for fear that he might fail. Perhaps we have justified our failure to try on the belief that we were not called to be evangelists, but to fulfill some other function of Christian activity. But our Lord has commanded us to make disciples for Him, and explicitly said, "Ye have not chosen me, but I have chosen you, and ordained you, that ye shall go and bring forth fruit." We believe in a God-called ministry, and every one, who knows with solid assurance that he has been called to this ministry, may know also with the most unshakeable certainty that he has been called to this work, and that the call is the pledge of God's support and of an assured success in its sincere prosecution.

2. We must be done with the idea that the work of evangelism must of necessity be a slow and gradual process. In recent years we have placed too much emphasis upon the gradualness of the coming of the Kingdom. We have been obsessed with the idea that growth is a slow process, and we have reconciled ourselves to meager results because of this. While confirmation in Christian attitudes and the development of Christian habits and skills require time and practice, the play of powerful motives upon the souls of men that bring about the change we call conversion is not a matter of time so much as it is of the powerful operation of the Holy Spirit of God. We need to exalt the work of the Holy Spirit, for whenever He has been powerfully present in the experiences of men the work of evangelization has gone forward with rapid strides. If ever there was a period in the fortunes of the race when speed was a necessary element in world salvation, it is today. Our imaginations are staggered at the thought of what the Holy Spirit could do in our time if only multitudes of believers were moved to rely upon Him and trust implicitly in Him.

3. We must aim our evangelism in very great measure at adults. The children and youth must be saved young, when God's call is most vivid and real to them, as it was to young Samuel; but how can they be saved (or stay saved) when they live most of their time with parents who are un-Christian? Furthermore, the appalling fact is, that of the approximately sixty million non-Christians in America, the larger part are adults. Our evangelism must seek to win adults, else the Kingdom is lost in our time. Do we not need a renewed conviction of the power of God's truth to move adult sinners of our generation? Do we not need to recall that God's truth is designed to move men, and that it is

well adapted to that end? Whenever His truth has gotten the attention of the minds of sinners, has it not moved them to flee from the wrath to come, and to seek salvation from their sins? Are men today any different from men of other generations? Is not the only difference in this, that we are not getting them to attend powerfully to the revealed Word of God? In this, too, we are sure that we need the supernatural assistance of the Holy Spirit to give God's Word its maximum effectiveness in the conversion of unsaved adults.

4. Finally, we are convinced that a rebirth of the evangelistic passion in our own hearts and in our churches must be the product of a totally new prayer life. We talk about prayer more than we practice it. We talk about God in our public prayers, but do not talk to Him. We neglect the hard labor of private prayer, and lose the reality of the presence of God in our life and ministry. We make of prayer the preparation for the battle of life, forgetting that in New Testament times prayer WAS the battle. The proof that our prayers are inadequate is found in this, that we can arise from our knees to criticize our brethren, misjudge their motives, and allow barriers of prejudice to remain between us and those whom we should love with a charity which forgives and forgets. We must find the secret place of prayer again, and arise from our knees with a new and radiant love for our brethren, and a faith in the purposes of God for the salvation of the world that will lead us to spend our all in this service.

Because of these convictions, we wish to recommend as definite procedure, the following:

1. That we use to the limit of our ability the excellent plans and suggestions for church school evangelism outlined by the General Board of Christian Education.

2. That we make specific plans to deal in a personal and intimate way with the backslidden members of our churches. Too large a percentage of our church membership is in this class; persons who rarely if ever attend divine worship, and who in no proper way support its institutions. Perhaps no one can do this quite so well as the pastor, and yet nothing requires more tact or courage. Let us, as good shepherds of the flock of Jesus Christ, pledge ourselves to seek these lost ones in the Church.

3. That we plan carefully to win whole families to Jesus Christ; to win every adult in every church home; to establish family altars and circulate "The Upper Room" as an appropriate aid to this end. We might cast our annual revival in the form of a Family Revival, laying particular emphasis upon the home, and thus gaining a new and unique freshness for the declaration of the old, old Gospel.

4. That we use Childhood and Youth Week to strengthen the love and loyalty of children whom we have taken into the Church. Too often, when we receive them into membership, we think little more of our responsibility to them. Do we not need to remember that year by year they need to take new forward steps in the Christian life,

make new commitments, deepen their consecration and learn more of the place the Church should hold in their lives? Why not have a children's revival, conducted by the pastor?

5. That a commission on evangelism be set up in every local church to be the pastor's assistant in all of the evangelistic work of the congregation, and that it particularly work with him to make the evening service a well attended and fruitful service of evangelism.

6. That wherever possible, local churches work in concert with one another, and have a bigger view of the work than the confines of their own charge affords.

7. That each pastor do all in his power to enroll his people in the Fellowship of Evangelism, and cooperate with the General Commission on Evangelism in its effort to rekindle the passion for soul-winning in our Churches.

E. S. SHEPPE, JR.,

Chairman of the Commission.

MEMOIRS.

LEVI BURWELL ATKINS.

It is with a sense of deep loss that we record the passing of Brother Levi B. Atkins. He died at his home in Washington City, November 2, 1937, and was buried at Cedar Hill Cemetery, a beautiful place of interment on the outskirts of the city of Washington, in Prince Georges County, Maryland. His was a radiant spirit, full of that mysterious glow of Divine fellowship, and with it a glad and hearty brotherliness toward all the children of God. There was a sense of strength in his touch, and an assurance of good will in the quiet smile with which he always greeted his fellow laborers at Conference.

Brother Atkins was born near Rocky Mount, Franklin County, Virginia, September 9, 1857, and at the time of his death was 80 years, one month, and 23 days old. In early life, he moved with his father's family to Bent Mountain, Roanoke County, Virginia, where he grew to manhood. In early life he was converted in the good old-fashioned way at a prayer meeting in a little log school house. It was in the day when a somewhat meagre education went hand in hand with religion in the upbringing of the mountain lad, and maintained a true relative value in the life of the pupils. Beyond this schooling there was little opportunity for further training in the arts and sciences. His section of the country was just recovering from the devastating effects of the War Between the States as he grew to young manhood, but that primacy of religious experience and hope and joy could not be taken away from him by the straitened circumstances of his mountain home.

He began his ministry as a local preacher on the Newport Circuit. He was ordained a local deacon by Bishop Hendrix, March, 1891. He was admitted on trial at the session of the Conference held at Fredericksburg, Virginia, March, 1894. He was ordained a local elder by Bishop Granbery, March, 1895. His first appointment was to Newport Circuit, where he served for three years. It was at this charge that he conducted a great revival where there were over one hundred professions of conversion and ninety were taken into the Church. This was not the last of his great revivals, for time and again the altars of his churches were filled with real penitents who found their way into the Kingdom through his evangelistic ministry.

In 1897, he went to Alleghany and remained four years. 1901, his appointment was Greenville; 1903, Frankford for another four years; 1907, he was sent to Calvert, Maryland, and remained but one year; 1908, Levelton, three years; 1911, Occoquan, three years. In 1917, his appointment was Charles, St. Marys and La Plata, where he served four years. He served Loudoun Circuit 1921 and 1922. In 1923, he went to Stafford Circuit and remained four years. Here he built Register Chapel at the Court House of Stafford County. Sudley was his last charge, which he served in 1930. But his giant strength was well nigh expended in the service of his Lord, and he was granted a superannuate relation at the Conference of 1931. He located first at Manassas, Virginia, and later moved to Washington City where he was called to his reward.

He was married twice, and was blessed with a large family of fourteen children. His first wife was Miss Ella Wyatt of Ronoake County, Virginia, whom he married January 1, 1880, and by this union they had eight children. His second wife was Miss Lemma Myrtle Crizer of Covington, Virginia, whom he married November 9, 1898, and had by her six children.

In recording this last record of his ministry among us we make mention first of his kindly spirit. He made friends everywhere he served, and his friends never forgot him. This spirit was induced somewhat by his splendid physical life, but it was refined and made tender and true by an abiding conscious experience of the Gospel which he preached. He was a builder, for behind him he left the track of ability to unite his people upon the matter of erecting and beautifying the church and providing an ample home for the itinerant preacher. His preaching was the outstanding feature of his ministry. He had little of the arts of public speaking, but he had a Gospel, and he believed in it. His study of the Word of God, and the training in the principles of theology which he got through his conference course gave him a message that was ample for the needs of those to whom he ministered. He brought to the people with the emphasis of strong conviction the story of Jesus, His life, His death, His resurrection, and upon this basis he plead with men to become reconciled to God.

Let us close our record with the tender testimony of his son who has followed him into the ministry. He writes: "To me he was always the greatest and best man I have ever known. I would rather be like him than any other man that ever lived. Like him as a man, as a minister and pastor; like him as a preacher, for he had great ability as a preacher; like him as a soundly converted and deeply spiritual Christian gentleman."

So, in the inner circle of his home, as well as in the wider sphere of his active life, he has left behind him an ideal and an example, and a benediction. We will remember him as one of the heroes of old Baltimore Conference.

This is but a tribute of a friend,
The telling of an earthly story;
But far beyond this story's end,
The more, exceeding weight of glory.

F. J. PRETTYMAN.

HAMILTON WORTH KINZER.

When the Baltimore Conference convened in the autumn of 1937, the first name upon its roll was that of Hamilton Worth Kinzer. At this succeeding session it will appear only upon the roll of our honored dead. But we are persuaded, even though we see it not, it is also to be found in the Book of Life, writ large among those who loved the Lord and who, through triumphant faith, have entered into the House not made with hands, eternal in the heavens.

He was born October 10, 1847, in the home of his parents, John and Anna Gore Kinzer, at Johnsville, Frederick County, Maryland. Here he was nurtured in the Christian faith and, especially through the influence of his mother, was made ready for his future work as an ambassador of Jesus Christ. He attended the public schools of his native state and later spent a year at the Maryland Agricultural College, but his deeper education came in the school of experience under the guidance of the Holy Spirit, as he sat at the feet of the Great Teacher.

Following almost immediately upon his conversion, which occurred at a camp meeting near Ijamsville, Maryland, he was called to preach. Weighing the matter most carefully and seeking all possible help through prayer and human counsel, he was at last convinced that it was the divine will concerning his life and, surrendering himself completely, sought a license to preach. On January 7, 1871, after an examination by the quarterly conference of Frederick City, Maryland, this was granted him and in the spring of the same year he was received on trial into the Baltimore Conference at Salem, Virginia. Passing quickly, and with distinction, through the classes, he was ordained deacon in 1872, and the following year was made an elder.

In the order named he served the following charges: 1871, junior preacher, Piedmont Circuit; 1873, Severn Circuit; 1874, Charles and St. Mary's; 1877, Bridgewater; 1881, Mt. Jackson; 1882, Waynesboro; 1884, Front Royal and Riverton; 1887-1890, presiding elder Lewisburg District. In each appointment his faithful and zealous administration was crowned with abundant success. He had a rich experience in divine things and a faith which could not be shaken. Like Paul he could say "I know whom I have believed." To an attractive personality was added a power of persuasive utterance and wherever he went he preached the Gospel in the demonstration of the Spirit.

During the second year upon the Lewisburg District he suffered a complete nervous collapse and at the end of his third year was compelled to retire from the active ministry. After a prolonged rest he found his health partially restored and, seeking to relieve the Conference of the burden of his support, applied for the postmastership in Front Royal, Virginia, where he had taken up residence. This appointment was made by President Cleveland in 1893, and he continued in that office for sixteen years.

On May 20, 1873, Brother Kinzer was happily married to Miss Anna Laura Woolf, who shared with him the joys and privations of the itinerant life. To them were born seven children, only three of whom survive: Mrs. Eva L. Trout, Front Royal, Va.; Mrs. Anna Laura Shaven, Richmond, Va., and Mrs. Mabel K. Strange, Harrisonburg, Va.

His later years were spent in Harrisonburg with his daughter, Mrs. Thomas J. Strange, who lovingly ministered to his every need and smoothed for his faltering feet the rugged path. Here he waited the call of his Lord. It came November 9, 1937, in Rockingham Memorial Hospital and quietly, as one might fall asleep, he folded his tent and slipped away. The funeral in Harrisonburg was conducted by his former pastors, Dr. E. L. Woolf and Dr. J. C. Copenhaver, and in Front Royal by Dr. H. H. Sherman. Here he was taken for burial and here he rests in peace by the side of those he loved.

H. M. CANTER.

RUFUS MARTIN WHEELER.

Rufus Martin Wheeler, son of Henry Porter and Bathsheba Branscomb Wheeler, was born in Carroll County, Virginia, April 20, 1847.

In 1851, the family moved to Wythe County, Va., and in 1852 to Giles County. In 1861, their home fell within the new county of Bland, which was formed from parts of Wythe, Tazwell and Giles Counties. The War Between the States made living conditions hard and Brother Wheeler's schooling was in the Subscription School and home study. He enjoyed the benefits of moral and religious training in the home circle where the family altar worship prevailed for more than fifty years.

Brother Wheeler was converted December 28, 1863, and united with the M. E. Church, South, in which he filled the office of class leader and steward. He was licensed to exhort September, 1867, and on March 29, 1873, he was licensed as a local preacher. On November 26, 1873, he left the bounds of the Holston Conference to take work temporarily in the Baltimore Conference. On December 3, 1873, he was appointed junior supply preacher on Blue Sulphur Circuit. March 11, 1874, in Staunton, Va., he was received on trial into the Baltimore Conference. He was ordained deacon by Bishop Marvin in 1876, and elder by Bishop Keener in 1880. During the fifty years of his active ministry he served the following charges: Hillsdale, 1874-76; Eldray Mission and Huntersville, 1876-79; Peterstown, 1879-84; Rockingham, 1884-88; Parnassus and Mt. Sidney, 1888-92; Augusta, 1892-96; New Market, 1896-1900; Strasburg, 1900-04; White Sulphur Springs, 1904-08; Shenandoah, 1908-12; Mt. Solon, 1912-16; Springfield, 1916-20; Church Hill, Maryland, 1920-24. At the Annual Conference in Ronoake, Va., in 1924, he asked for and received the superannuate relation.

On December 13, 1877, Brother Wheeler was married to Miss Elizabeth Agnes Moore, daughter of Rev. James E. and Margaret Sutton Moore. To this union three children were born, Ethel Sue, Mattie Lou and Wilson Moore.

Brother Wheeler served not for gain in gold. His salary was never less than \$100.00 and never more than \$1,000.00 per year; an average of \$551.00 per year during the term of his active ministry.

After superannuation he moved to Strasburg, Va., to live, and there he passed to his Eternal Home on March 3, 1938. His funeral was held on March 5, 1938, conducted by Rev. A. O. Lyons, his pastor at the time of his death, assisted by Rev. H. A. Wilson, Rev. J. H. Haley and the writer of this memoir. He was laid to rest in the cemetery at Strasburg, Va.

Brother Wheeler never missed a session of his Conference for sixty years. One of God's noblemen has gone from us to receive the saints reward of, "Well done, thou good and faithful servant."

Mrs. Wheeler, one daughter, Mattie Lou, and the son, Wilson Moore, survive.

J. B. HUPMAN.

WILLIAM FRENCH LOCKE.

William French Locke was born on a farm near Charles Town in Jefferson County, Virginia, September, 1865. The War Between the States had been brought to a close six months before he saw the light of day. Yet in an appraisalment of a life of public character that sad tragic era of our national life must be taken into account. It was a period of strong convictions, deep loyalties and matchless courage. His home just before his birth had been the camping ground of vast

armies, and now that the war was ended its trail of poverty and want and sadness lingered over the fields and forests of that section of the country. Education was little thought of in such rural sections where the stern necessities of winning a livelihood from the wreckage of war was uppermost in every mind. Yet this period was characterized by strong religious convictions and hope. This was the growing boy's only path out of the devastation of the past.

So William French Locke early gave his heart to God, and gave his service to the support of the family on the farm. As he grew to young manhood he had the privilege of attending the school for boys taught by Professor Kables at Charles Town. Such schools can never get their just reward for the service they rendered the youth of the southland. They were drill grounds for the development of mental and spiritual manhood. They had a classical background, strong discipline and a cultural ideal based upon the finest social order that the world had ever seen.

His home life had a strong religious character. His father, Thomas E. Locke, was a member of the first delegation of laymen ever attending the Baltimore Conference, March, 1868.

As we trace the record of Brother Locke through fifty years of the most exacting public life in our ministry we see evidences of all his inheritance of hardship, sadness and defeat, emerging in a victory of splendid service, sustained loyalty and eminent success.

He was admitted to the Conference in 1888, and sent as junior preacher to Springfield Circuit, under Rev. F. T. Griffith. This year the junior preacher received \$237.00 from an assessment of \$250.00. After two years on Springfield Circuit he went to Piedmont, West Virginia, in 1891. While at Piedmont he married Miss Dalsy E. Jameson who with their one child, Dorothy Ewing, survives him. After three years at Piedmont, he received the following appointments: 1894, St. James, Ronoake, Virginia, two years; 1896, Marvin, Washington, D. C., four years; 1900, Front Royal, Virginia, three years; 1903, Rockville, Maryland, two years; 1905, Mt. Vernon Place, Washington, D. C., three years; 1908, Martinsburg, West Virginia, four years; 1912, Lexington, Virginia, four years; 1916, Arlington, Baltimore, Maryland, four years; 1920, Wilson Memorial, Baltimore, Maryland, two years; 1922, Fredericksburg, Virginia, five years; 1927, Greene Memorial, Roanoke, Virginia, two years; 1929, presiding elder of the Roanoke District, four years; 1933, Winchester District, two years. At this time the General Conference passed the law limiting the time of service of presiding elders to four successive years. This necessitated a change in his appointment at the end of two years; 1935, St. Paul, Washington, D. C. Here in the midst of his third year of increasing successfulness he ceased at once to work and to live. He was preparing to preach before the Knights Templar at Winchester on Sunday night, June 5, but on the day before, June 4, he was stricken with a heart attack and died at 11.30 that morning. The funeral service was held at his

church, St. Paul, and was attended by a large number of ministers of the city and vicinity. His burial was at Front Royal, Virginia.

No man in recent years has covered a wider field of ministry in the Conference than Brother Locke. He was in demand, especially for city station work. This was so, first, because of the winsomeness of his personality. He was a friendly man and loved to mingle with the people, especially with the hard pressed business men of his charge. He loved the great out-of-doors and was fond of manly and clean sports.

But beyond this he was a faithful and eloquent preacher of the Word. The pulpit was his place of power, and he never let the lesser interests interfere with his supreme task of preaching the Gospel. He knew nothing of the tricks of oratory or the soft and pleasing substitutes for the stern demands of a Godly life. Hypocrisy was to him the curse of humanity, and repentance and faith the only way of right living.

He has faithfully executed the office of an elder in the Church, and has truly preached the Gospel committed to him in his ordination. We may believe that we record his name justly when we write upon the journal of the Conference: "He died in the Lord."

F. J. PRETTYMAN.

Tables Nos. 1, 2, 3 and 4

TABLE No. 1—MEMBERSHIP, CHURCH PROPERTY AND INSURANCE.

		Membership.										
		Members Reported Last Year.	Local Preachers.	Additions on Profession of Faith.	Additions by Certificate and Otherwise.	Removals and by Death Otherwise.	Present Membership Including Preachers.	Number Licensed to Preach.	Infants Baptized	All Others Baptized.		
Baltimore District.												
1	Aberdeen—											
2	Grace	223	...	13	4	16	224	...	8	6		
3	Cranberry	94	...	5	4	2	101		
3	Annapolis—Trinity	343	...	15	5	15	348	...	12	7		
4	Ashbury	142	...	6	6	4	150	...	9	1		
Baltimore—												
5	Alpheus Wilson Memorial	541	...	4	39	34	550	...	8	2		
6	Andrew Chapel	292	1	29	17	16	322	...	7	2		
7	Arlington	272	1	8	17	14	283	...	7	1		
8	Central	435	1	13	8	15	441	...	4	...		
9	Frederick Avenue	416	1	63	9	30	458	...	31	3		
10	St. John's of Hamilton & Taylors	672	2	29	21	9	713	2	6	...		
11	Sudbrook	129	...	10	10	1	148	...	5	1		
12	Trinity	444	2	15	26	27	458	1		
13	Wilkins Avenue	369	2	37	1	20	387	...	18	3		
Calvert—												
14	Calvary	118	...	1	119	...	2	...		
15	Central	120	...	1	3	2	122	...	3	...		
16	Emmanuel	98	...	7	...	3	102	...	5	...		
17	St. Paul	126	...	4	3	3	130	...	4	...		
Chesapeake—												
18	Cedar Grove	115	115	...	4	...		
19	Emmanuel	184	1	4	1	2	187	...	4	...		
20	Mt. Calvary	79	2	77		

TABLE No. 1—MEMBERSHIP, CHURCH PROPERTY AND INSURANCE.

	Church Property.										Insurance.				
	Number of Congrega- tions in Charge.	Number of Church Buildings.	Value of Buildings, Equip- ment, and Land.	Indebted- ness.	Number of Parson- ages.	Value of Parson- ages, Fur- nishings, and Land.	Indebted- ness.	Value of Other Church Property.	Insurance Carried.	Churches Damaged or De- stroyed.	Parsonages Damaged or De- stroyed.	Amount of Damage.	Loss Collected		
1	1	1	\$22,500	\$1,500	1	\$7,700	\$21,100		
2	1	1	6,500	5,800		
3	1	1	10,000	4,500	\$4,300	10,300		
4	1	1	15,000	746	1	5,500	12,200		
5	1	1	250,000	42,500	1	10,000	133,000		
6	1	1	25,000	7,830	1	7,000	14,800		
7	1	1	40,000	1	10,000	25,700		
8	1	1	60,000	22,200	1	6,000	6,000	40,500		
9	1	1	54,000	1	5,000	1,000	19,000		
10	2	2	125,000	37,000	1	10,000	11,000	70,000		
11	1	1	15,000	4,500	10,000		
12	1	1	212,000	60,425	1	25,000	125,500		
13	1	1	45,000	3,800	1	3,000	300	28,500		
14	1	1	10,200	7,500		
15	1	1	7,000	1	7,000	7,800		
16	1	1	20,000		
17	1	1	10,000	737	7,500		
18	1	1	6,500	4,000		
19	1	1	10,000	1	4,500	6,450		
20	1	1	4,000	2,500		

TABLE No. 1—MEMBERSHIP, CHURCH PROPERTY AND INSURANCE.

	Members Reported Last Year.	Membership.									
		Local Preachers.	Additions on Profession of Faith.	Additions by Certificate and Otherwise.	Removals and by Death Otherwise.	Present Total Membership Including Local Preachers.	Number Licensed to Preach.	Infants Baptized.	All Others Baptized.		
21	Oakland	64	3	1	66	2		
22	Shiloh	19	19		
	Church Hill—Millington—										
23	Chesterville	25	7	32	7		
24	Church Hill	70	70		
25	Millington	68	2	64		
26	Sudersville	40	40		
	Clarksburg—										
27	Clarksburg	56	1	2	59	1		
28	Dickerson	81	81		
29	Forest Grove	49	6	2	1	56	1	4		
30	Hyattstown	60	1	2	59	1		
31	Easton—Trinity	201	13	3	211	3	1		
	Ferndale—										
32	Ferndale	107	12	4	2	121	9		
33	Pasadena	58	11	1	3	67	1		
	Frederick City—										
34	Bethany	76	76		
35	Trinity	160	160		
	Freedom—										
36	Bethany	21	1		
37	Frohrsville	87	3	2	92	1		
38	Freedom	105	1	1	2	105	4		
39	Oakland	17	17		
40	Salem	137	6	131		
41	St. James		

TABLE No. 1—MEMBERSHIP, CHURCH PROPERTY AND INSURANCE.

	Church Property.										Insurance.				
	Number of Congrega- tions in Charge.	Number of Church Buildings.	Value of Buildings, Equip- ment, and Land.	Indebted- ness.	Number of Parson- ages.	Value of Parson- ages, Fur- nishings, and Land.	Indebted- ness.	Value of Other Church Property.	Insurance Carried.	Churches Damaged or De- stroyed.	Parsonages Damaged or De- stroyed.	Amount of Damage.	Loss Collected		
21	1	1	6,000	3,000		
22	1	1	3,000	1,800		
23	1	1	3,000	1	1,500	500	2,450		
24	1	1	7,000	1	3,500	6,255		
25	1	1	5,000	3,500		
26	1	1	2,000	1,600		
27	1	1	3,000	1	3,000	4,000		
28	1	1	5,000	775	3,000		
29	1	1	2,000	1,000		
30	1	1	2,000	1,300		
31	1	1	40,000	1	5,500	29,800		
32	1	1	16,000	1,374	10,600		
33	1	1	8,000	4,500		
34	1	1	4,000	2,300		
35	1	1	26,000	1	3,000	15,000		
36	1	2,500	1,000		
37	1		
38	1	1	5,500	1	5,000	3,500		
39	1	1	9,000	3,500		
40	1	1	1,000	500		
41	1	1	4,000	2,000		

TABLE NO. 1—MEMBERSHIP, CHURCH PROPERTY AND INSURANCE.

	Membership.									
	Members Reported Last Year.	Local Preachers.	Additions on Profession of Faith.	Additions by Certificate and Otherwise.	Removals by Death and Otherwise.	Present Total Membership Including Local Preachers.	Number Licensed to Preach.	Infants Baptized.	All Others Baptized.	
Baltimore District—Continued										
Gaithersburg—										
42 Deerwood.	419	1	12	
43 Grace.	79	418	4	
44 McDonald.	173	2	2	79	
45 Goldsboro.	8	169	9	
Goshen-Emory—										
46 Emory.	87	1	5	4	2	94	2	
47 Goshen.	63	1	62	1	
Howard—										
48 Harmony.	83	1	82	
49 Linden.	81	3	78	
50 Mt. Zion.	113	9	2	1	123	
51 Providence.	74	2	1	75	6	
Ingleside—										
52 Barclay.	85	1	1	4	83	2	
53 Ingleside.	88	1	1	2	88	4	
Jarrettsville—										
54 Calvary.	155	3	6	1	163	
55 Fairview.	79	1	78	
Laurel-Savage—										
56 Emmanuel.	87	6	7	86	
57 Grace.	84	2	3	83	
58 Trinity.	82	19	3	8	96	
Mt. Airy—										
59 Barthlows.	10	6	16	

TABLE No. 1—MEMBERSHIP, CHURCH PROPERTY AND INSURANCE.

	Church Property.							Insurance.					
	Number of Congrega- tions in Charge.	Number of Church Buildings.	Value of Buildings, Equip- ment, and Land.	Indebted- ness.	Number of Parson- ages.	Value of Parson- ages, Fur- nishings, and Land.	Indebted- ness.	Value of Other Church Property.	Insurance Carried.	Churches Damaged or De- stroyed.	Parsonages Damaged or De- stroyed.	Amount of Damage.	Loss Collected
42	1	1	43,000	1	8,000	42,125
43	1	1	6,000	1	2,000
44	1	1	7,500	1	2,500	6,500
45	1	1	8,500	1	5,000
46	1	1	6,000	1	5,000	8,425
47	1	1	6,000	1	4,500
48	1	1	6,000	1	2,500
49	1	1	4,500	1	12,250
50	1	1	12,750	1	6,375	5,650
51	1	1	6,000	1	1,500
52	1	1	1,500	1	3,500
53	1	1	2,500	1	2,500	19,550
54	1	1	25,000	1	6,000	1,117	4,000
55	1	1	6,000	1	4,500
56	1	1	4,500	1	5,000
57	1	1	8,800	1	7,000
58	1	1	10,000	1	4,000	200
59	1	1	2,000	1

TABLE No. 1—MEMBERSHIP, CHURCH PROPERTY AND INSURANCE.

		Membership.													
		Members Reported Last Year.	Local Preachers.	Additions on Profession of Faith.	Additions by Certificate and Otherwise.	Removals by Death and Otherwise.	Total Membership Including Local Preachers.	Number Licensed to Preach.	Infants Baptized.	All Others Baptized.					
60	Marvin	85
61	Trinity	127
62	Odenton-Jessup—														
63	Bethel	63
63	Wesley Chapel	73
64	Paluxent—														
64	ML Oak	134
65	Trinity	43
66	Perry Hall	66
67	Poolesville	235
68	Queen Anne—St. Paul	120
68	Reisterstown—														
69	Deer Park	85
70	Grace	161
71	Royal Oak-Tilghmans—														
71	Royal Oak	121
72	Tilghmans	30
72	Trappe—														
73	Faith Chapel	58
74	Trinity	76
74	Wesley Grove—														
75	Friendship	148
76	Ridge	181
	Total	10,359	18	485	246	324	10,766	4	235	87					

TABLE No. 1—MEMBERSHIP, CHURCH PROPERTY AND INSURANCE.

	Church Property.										Insurance.				
	Number of Congrega- tions in Charge.	Number of Church Buildings.	Value of Buildings, Equip- ment, and Land.	Indebted- ness.	Number of Parson- ages.	Value of Parson- ages, Fur- nishings, and Land.	Indebted- ness	Value of Other Church Property.	Insurance Carried.	Churches Damaged or De- stroyed.	Parsonages Damaged or De- stroyed.	Amount of Damage.	Loss Collected		
60	1	1	5,000	1	1,000	1,500		
61	1	1	15,000	1	5,000	13,400		
62	1	1	4,500	4,200		
63	1	1	3,500	2,600		
64	1	1	10,000	5,700		
65	1	1	5,000	1	2,500	4,500		
66	1	1	4,000	150	1,300	2,300		
67	1	1	40,000	236	1	5,000	1,500	30,000		
68	1	1	8,500	1	3,500	7,200		
69	1	1	5,000	4,000		
70	1	1	17,000	1	6,700	12,700		
71	1	1	6,600	1	3,500	6,000		
72	1	1	3,000	2,000		
73	1	1	1,000	500		
74	1	1	4,500	1	2,800	5,300		
75	1	1	15,000	10,000		
76	1	1	10,000	1	6,500	15,300		
	75	75	\$1,415,850	\$189,250	34	\$189,575	\$690	\$33,950	\$913,455	1	\$88	\$88		

TABLE No. 2—CHURCH PAPERS TAKEN, WOMAN'S WORK, LAY ACTIVITIES, EPWORTH LEAGUES AND SUNDAY SCHOOLS.

Baltimore District.		Christian Literature.				Woman's Work.				Lay Activities.				
		Number of Methodist Families	Subscribers to General Organ	Subscribers to Conference Organ	Number of Societies	Members	Raised for Local Work	Amount sent to Conference	Number of Treasurers	Number of Wesley Brotherhoods	Members	Number in Fellowship of Stewardship		
1	Aberdeen—													
2	Grace	88	1	14	2	37	\$495	\$167
3	Cranberry	31	6
4	Annapolis—Trinity	174	1	9	1	13	63	65
5	Asbury	51	10	1	14	603	45
6	Baltimore—													
7	Alpheus Wilson Memorial	210	3	32	1	44	2,247	227
8	Andrew Chapel	175	1	8	1	17	43	40
9	Arlington	130	3	24	2	54	265	375
10	Central	270	4	37	1	65	950	400
11	Frederick Avenue	210	1	16	1	20	7	69
12	St. John's of Hamilton & Taylors	230	1	26	2	63	1,340	280
13	Sudbrook	85	6	1	16	7	34
14	Trinity	214	10	72	1	79	2,003	927
15	Wilkens Avenue	105	1	25	1	44	50	88
16	Calvert—													
17	Calvary	32	9
18	Central	32	1	9
19	Emmanuel	42	5
20	St. Paul	36	1	10
21	Chesapeake—													
22	Cedar Grove	38	4
23	Emmanuel	40	2	10
24	Mt. Calvary	21	4
25	Oakland	28	5
26	Shiloh	5	1	2

TABLE No. 2—CHURCH PAPERS TAKEN, WOMAN'S WORK, LAY ACTIVITIES, EPWORTH LEAGUES AND SUNDAY SCHOOLS.

Local Church Schools.

Local Church	Boards of Ch. Education	Number of Church Schools	Officers and Teachers	Scholars in Children's Division	Scholars in Young People's Division	Scholars in Adult Division	Total Enrollment including Officers and Teachers	Churches Having Vacation Schools	Number of Scholars Joining the Church	Number Taking Training Courses	Number of Adult Classes	Raised on Church School Day	Raised for Missions	Raised for All Other Purposes
1	1	1	18	50	39	38	145	1	10	3	\$434	\$198
2	1	1	7	29	19	16	71	5	1	\$8	182	111
3	1	1	34	121	61	20	236	12	2	12	189	407
4	1	1	16	42	50	10	118	6	2	1	5	82	90
5	1	1	18	40	89	79	226	12	3	4	20	700	362
6	1	1	44	167	113	84	384	1	24	24	3	8	106	1,355
7	1	1	20	67	40	22	149	3	1	5	5	368	194
8	1	1	27	73	58	136	294	1	5	6	3	8	300	1,300
9	1	1	35	194	93	122	444	1	35	16	4	10	600	503
10	1	1	52	192	179	334	757	18	26	4	25	400	1,276
11	1	1	15	63	19	16	113	1	4	1	95	208
12	1	1	30	96	58	190	374	13	3	4	17	397	1,615
13	1	1	29	167	121	98	399	1	24	23	3	8	275	171
14	1	1	28	48	46	40	162	1	10	3	5	44	300
15	1	1	10	18	11	50	89	4	3	7	60	206
16	1	1	7	22	20	32	81	7	4	1	10	100
17	1	1	8	30	30	20	88	4	2	1	5	30	223
18	1	1	12	44	26	40	122	5	32	96
19	1	1	14	43	36	44	137	6	8	184	150
20	1	1	8	10	8	22	48	2	38	79
21	1	1	8	21	26	30	85	3	30	38
22	1	1	4	8	12	31	55

(Page 113)

TABLE No. 2.—CHURCH PAPERS TAKEN, WOMAN'S WORK, LAY ACTIVITIES, EPWORTH LEAGUES AND SUNDAY SCHOOLS.

Baltimore District—Continued		Christian Literature.			Woman's Work.				Lay Activities.				
		Number of Methodist Families	Subscribers to General Organ	Subscribers to Conference Organ	Number of Societies	Members	Raised for Local Work	Amount sent to Conference Treasurer	Number of Brother-hoods	Members	Number in Fellowship of Steward-ship	Lay Activities.	
												Number of	Members
23	Church Hill—Millington—												
24	Chesterville.	10	1	1	1	7	270	30
25	Church Hill.	35	1	7
26	Millington.	37	11
27	Sudlersville.	29	4
28	Clarksburg—												
29	Clarksburg.	10	1	2
30	Dickerson.	21	1
31	Forest Grove.	14	2
32	Hyattstown.	12	2
33	Easton—Trinity.	70	3	8	1	14	24	73
34	Ferndale—	1	12	1	17	10	24
35	Ferndale.	6
36	Pasadena.
37	Frederick City—												
38	Bethany.	25	2	1
39	Trinity.	62	1	8
40	Freedom—												
41	Bethany.
42	Flohrsville.	17	3
43	Freedom.	36	1	7	1	22	34	84
44	Oakland.	27	7	1	14	12	44
45	Salem.	10	2
46	St. James.	47	4

TABLE No. 2—CHURCH PAPERS TAKEN, WOMAN'S WORK, LAY ACTIVITIES, EPWORTH LEAGUES AND SUNDAY SCHOOLS.

Local Church Schools.

	Local Church Boards of Ch. Education	Number of Church Schools	Officers and Teachers	Scholars in Children's Division	Scholars in Young People's Division	Scholars in Adult Division	Total Enrollment including Officers and Teachers	Churches Having Week-Day Meetings with Children	Churches Having Vacation Schools	Number of Scholars Joining the Church	Number Taking Training Courses	Number of Adult Classes	Raised on Church School Day	Raised for Missions	Raised for All Other Purposes
23	...	1	6	17	14	18	55	1	1	30
24	...	1	8	11	8	12	39	1	1	...	23	36
25	...	1	5	4	6	12	27	2	1	...	7	29
26	...	1	4	5	5	7	21	1	...	20	41
27
28	1	1	9	42	22	26	99	4	18	25
29	1	1	12	30	30	21	76	3	6	...	176
30	...	1	16	14	14	14	53	1	6	25	109
31	1	1	15	53	29	33	130	12	2	...	5	220	225
32	1	1	22	143	82	32	279	...	1	13	3	1	6	33	450
33	1	1	8	26	27	7	68	...	1	5	...	1	5	6	134
34	1	1	7	10	18	22	57	5	...	1	...	32	38
35	1	1	9	47	42	34	132	...	1	1	7	3	...	125	361
36
37	...	1	6	26	12	20	63	1	1	4	8	262
38	1	1	9	32	28	30	99	2	2	2	5	50	162
39	1	1	8	13	18	29	68	3	3	3	20	200
40	...	1	3	18	5	60
41	1	1	15	48	30	64	157	3	3	5	83	456

TABLE No. 2.—CHURCH PAPERS TAKEN, WOMAN'S WORK, LAY ACTIVITIES, EPWORTH LEAGUES AND SUNDAY SCHOOLS.

	Baltimore District—Continued												
	Christian Literature.					Woman's Work.					Lay Activities.		
	Number of Methodist Families	Subscribers to General Organ	Subscribers to Conference Organ	Number of Societies	Members	Raised for Local Work	Amount sent to Conference	Treasurer	Number of Wesley-Brotherhoods	Members	Number in Fellowship of Stewardship		
Gaithersburg—													
42 Deerwood.....	...	3	40	1	66	9	135	
43 Grace.....	...	1	10	1	13	26	
44 McDonald.....	72	
45 Goldsboro.....	28	8	1	15	65	
Goshen-Emory—													
46 Emory.....	20	1	10	1	8	45	
47 Goshen.....	26	1	1	16	132	45	
Howard—													
48 Harmony.....	31	3	1	20	75	30	
49 Linden.....	34	8	1	24	519	108	
50 Mt. Zion.....	25	1	6	1	16	245	66	
51 Providence.....	27	2	
Ingleside—													
52 Barclay.....	21	8	1	15	3	73	
53 Ingleside.....	54	14	1	20	16	103	
Jarrettsville—													
54 Calvary.....	25	5	1	8	30	
55 Fairview.....	30	3	379	
Laurel-Savage—													
56 Emmanuel.....	32	5	63	
57 Grace.....	35	2	5	130	
58 Trinity.....	6	
Mt. Airy—													
59 Bartholows.....	43	4	23	
60 Marvin.....	46	2	10	1	25	147	
61 Trinity.....													

TABLE No. 2—CHURCH PAPERS TAKEN, WOMAN'S WORK, LAY ACTIVITIES, EPWORTH LEAGUES AND SUNDAY SCHOOLS.

Local Church Schools.																
	Local Church Boards of Ch. Education	Number of Schools	Officers and Teachers	Scholars in Children's Division	Scholars in Young People's Division	Scholars in Adult Division	Total Enrollment	Officers and Teachers	Churches Having Children	Churches Having Vacation Schools	Number of Scholars Joining the Church	Number Taking Training Courses	Number of Adult Classes	Raised on Church School Day	Raised for Missions	Raised for All Other Purposes
42	...	1	27	76	75	30	207	6	3	10	213	494
43	...	1	5	18	15	...	68	1	3	5	81
44	...	2	27	89	46	62	224	2	...	4	6	118	384
45	1	1	12	35	25	33	105	5	...	1	12	48	132
46	...	1	3	15	10	...	28
47	...	1	6	49	36	10	101	2	8
48	...	1	17	28	40	40	121	9	...	3	10	224	24
49	1	1	10	29	15	14	68	2	...	1	5	61	303
50	1	1	10	29	15	14	68	2	...	1	1	45	34
51	1	1	8	11	30	12	61	2	...	1	1	36	36
52	...	1	8	35	24	14	81	1	...	2	2	61	86
53	...	1	12	40	54	23	129	1	1	...	1	10	160	180
54	1	1	7	25	20	21	73	2	8	55	45
55	1	1	11	64	34	16	125	2	...	2	4	81	187
56	1	1	21	20	31	11	83	2	...	1	36	175	175
57	1	1	17	30	23	33	103	17	...	3	...	81	205
58	1	1	3	15	11	4	30	6	...	1	13
59	...	1	10	30	14	40	94	2	3	29	29
60	1	1	11	32	26	47	116	1	2	3	47	103

TABLE No. 2—CHURCH PAPERS TAKEN, WOMAN'S WORK, LAY ACTIVITIES, EPWORTH LEAGUES AND SUNDAY SCHOOLS.

Baltimore District—Continued		Christian Literature.			Woman's Work.				Lay Activities.		
		Number of Methodist Families	Subscribers to General Organ	Subscribers to Conference Organ	Number of Societies	Members	Raised for Local Work	Amount sent to Conference	Treasurer	Number of Wesley Brother-hoods	Members
62	Odenton-Jessup—	35	1	5	1	11	43	48
63	Bethel.....	37	5
	Wesley Chapel.....										
64	Pahuxent—	56	4	1	26	208	67
65	Mt. Oak.....	22	1	6	76
66	Trinity.....	27	4
67	Perry Hall.....	72	2	17	1	31	401	106
68	Poolesville.....	22	1	3	1	15	90	120
	Queen Anne—St. Paul.....										
	Reisterstown—	40	1
69	Deer Park.....	89	1	3
70	Grace.....	35	6	1	15	175	38
71	Royal Oak.....	20	1	35	85
72	Tilghmans.....	39	2
	Trappe—	35	1	7
73	Faith Chapel.....	70	12	1	36	42	92
74	Trinity.....	102	1	12	1	42	92
75	Wesley Grove—										
76	Friendship.....										
	Ridge.....										
	Total.....	3,955	60	660	39	953	\$11,182	\$4,403

TABLE No. 2—CHURCH PAPERS TAKEN, WOMAN'S WORK, LAY ACTIVITIES, EPWORTH LEAGUES AND SUNDAY SCHOOLS.

Local Church Schools.

Local Church Boards of Ch. Education	Number of Church Schools	Officers and Teachers	Scholars in Children's Division	Scholars in Young People's Division	Scholars in Adult Division	Total Enrollment including Officers and Teachers	Churches Having Week-Day Meetings with Children	Churches Having Vacation Schools	Number of Scholars Joining the Church	Number Taking Training Courses	Number of Adult Classes	Raised on Church School Day	Raised for Missions	Raised for All Other Purposes
62	1	16	54	28	6	104	1	2	41	151	
63	1	6	18	16	11	51	1	3	6	81	
64	1	11	41	24	22	98	...	1	7	1	6	20	242	
65	1	9	26	14	13	62	...	1	10	1	4	13	57	
66	...	9	19	33	16	77	12	1	6	100	119	
67	1	15	89	47	78	230	30	3	...	525	189	
68	1	17	40	35	37	129	5	2	10	340	150	
69	1	8	21	19	20	68	7	1	8	79	98	
70	1	13	22	18	14	67	...	1	...	2	5	67	304	
71	1	12	12	25	34	83	4	1	4	45	93	
72	1	6	12	14	14	46	4	1	22	
73	...	4	23	...	13	39	...	1	...	1	18	
74	...	4	9	...	15	35	85	
75	1	15	20	29	35	99	...	1	...	2	129	
76	1	16	50	27	57	150	9	3	...	267	222	
55	74	983	3,150	2,390	2,627	9,130	4	15	366	194	115	\$333	\$8,172	\$16,333

TABLE No. 3—FINANCE.

	Presiding Elder.		Preacher in Charge.		District Work.		General and Conference Work.	
	Appor- tioned.	Paid.	Appor- tioned.	Paid.	Appor- tioned.	Paid.	Assumed	Paid.
Baltimore District.								
1	\$111	\$111	\$1,300	\$1,300	\$7	\$7	\$520	\$470
2	37	37	500	500	3	3	180	180
	148	148	1,800	1,800	10	10	700	650
3	101	101	1,500	1,500	5	5	524	524
4	101	101	1,450	1,450	5	5	335	335
5	300	300	4,000	4,000	10	10	1,530	1,650
6	111	111	1,500	1,500	5	5	356	356
7	178	178	2,160	2,160	10	10	600	600
8	184	184	2,500	2,500	10	10	650	700
9	152	152	2,200	2,200	5	5	655	655
10	219	219	2,900	3,000	10	10	1,000	1,000
11	71	65	1,000	916	5	5	175	175
12	237	237	3,200	3,200	10	10	1,425	1,425
13	138	138	1,950	1,950	5	5	600	600
14	37	37	500	500	2	2	137	137
15	37	37	500	500	1	1	139	139
16	37	37	500	500	1	1	137	137
17	37	37	500	500	1	1	137	137
	148	148	2,000	2,000	5	5	550	550
18	18	18	297	297	1	1	51	51
19	45	45	533	533	1	1	281	281
20	15	15	225	225	1	1	71	71
21	17	17	252	252	1	1	66	66
22	12	12	193	193	1	1	61	61
	107	107	1,500	1,500	5	5	530	530

Financial Exhibit—Raised During the Year.

	Golden Cross	Hospitals	Superannuate Endowment	Superannuate Homes	Orphanages	Churches and Parsonages	Insurance Premiums	Incidentals	All Other Purposes	Total Amount Raised by Woman's Missionary Societies	Total Amount Raised by Brotherhoods	Church Schools	Total	Less Items Reported Twice	Grand Total for Year
1	\$24	\$157	\$93	\$550	\$197	\$626	...	\$434	\$3,969	\$459	\$3,570
2	22	321	23	127	140	301	1,654	300	1,354
3	46	478	116	677	337	626	...	755	5,623	759	4,864
4	14	590	91	327	673	128	...	596	4,552	308	4,244
5	7	1,946	40	58	304	618	...	172	5,080	794	4,286
6	79	3,650	200	4,519	2,598	227	...	1,083	18,316	700	17,616
7	43	1,753	...	552	150	83	...	1,469	6,022	1,126	4,896
8	76	1,182	89	1,539	140	640	...	567	7,181	368	6,813
9	45	4,365	168	619	1,500	1,350	...	1,600	13,041	950	12,091
10	71	412	...	1,167	...	76	...	1,113	5,851	600	5,251
11	38	2,855	261	4,250	476	1,620	...	1,276	15,005	...	15,005
12	9	310	26	67	413	34	...	306	2,326	...	2,326
13	126	2,550	561	4,136	3,391	2,930	...	2,029	20,599	2,128	18,471
14	17	850	48	198	1,048	130	...	416	5,430	198	5,232
15	19	23	29	150	96	349	1,342	44	1,298
16	18	2,745	49	56	18	273	3,836	60	3,776
17	14	23	...	82	16	110	920	15	905
18	20	483	25	162	20	258	1,613	30	1,643
19	71	3,271	103	450	150	990	7,741	149	7,592
20	6	73	12	42	70	133	703	32	671
21	26	77	19	75	196	342	1,595	184	1,411
22	22	35	8	18	30	117	542	38	504
23	6	8	22	63	68	503	30	473
24	12	10	9	11	86	395	31	364
25	72	203	70	209	296	746	3,738	915	3,453

TABLE No. 3—FINANCE.

Baltimore District—Continued		Presiding Elder.		Preacher in Charge.		District Work.		General and Conference Work.	
		Appor- tioned.	Paid.	Appor- tioned.	Paid.	Appor- tioned.	Paid.	Assumed.	Paid.
23	Church Hill—Millington—G. M. Butt								
24	Chesterville.	30	30	425	425	2	2	105	105
25	Church Hill	30	30	450	450	1	1	105	105
26	Millington.	30	30	350	350	2	2	105	105
	Sudlersville.	30	30	1,225	1,225	5	5	315	315
	Total.	90	90						
	Clarksburg—S. J. L. DuLaney								
27	Clarksburg.	20	20	270	270	5	5	57	57
28	Dickerson.	20	20	260	260			50	50
29	Forest Grove	20	20	170	170			53	53
30	Hyattstown	20	20	250	250			65	65
	Total.	80	80	950	950	5	5	225	225
31	Easton—Trinity—Frank A. Tyler.	111	111	1,550	1,550	5	5	350	350
	Ferndale—C. L. Felty								
32	Ferndale.	44	44	600	610	3	3	156	156
33	Pasadena.	30	30	400	410	2	2	84	84
	Total.	74	74	1,000	1,020	5	5	240	240
	Frederick City—W. T. Gover								
34	Bethany.	17	17	246	206	2	2	32	32
35	Trinity.	49	41	654	600	3	3	228	228
	Total.	66	58	900	806	5	5	260	260
	Freedom—C. W. Jordan								
36	Bethany.								
37	Flohrsville.	12	12	148	148	1	1	20	20
38	Freedom.	37	37	430	430	1	1	135	135
39	Oakland.	23	23	295	295	1	1	94	94
40	Salem.	10	10	140	140	1	1	20	20
41	St. James	24	24	346	346	1	1	106	106
	Total.	106	106	1,359	1,359	5	5	375	375

TABLE No. 3—FINANCE.

Baltimore District—Continued		Presiding Elder.		Preacher in Charge.		District Work.		General and Conference Work.	
		Appor- tioned.	Paid.	Appor- tioned.	Paid.	Appor- tioned.	Paid.	Assumed	Paid.
42	Gaithersburg—W. D. King								
43	Derwood.	132	132	1,575	1,575	5	5	520	520
44	Grace.	225	225	300	300	3	3	30	30
41	McDonald.	132	132	1,800	1,800	5	5	550	550
	Total.	89	89	1,200	1,200	5	5	225	225
45	Goldshoro—F. A. Holden (IV).								
46	Goshen—Emory—C. I. Flory.	37	37	500	500	3	3	160	160
47	Emory.	30	30	400	400	2	2	100	100
	Goshen.	67	67	900	900	5	5	260	260
	Total.	117	117	1,465	1,465	5	5	500	500
48	Howard—W. D. Eye								
49	Harmony.	29	29	300	300	1	1	100	100
50	Linden.	26	26	300	300	1	1	75	75
51	Mt. Zion.	33	33	565	565	2	2	215	215
	Providence.	29	29	300	300	1	1	110	110
	Total.	117	117	1,465	1,465	5	5	500	500
52	Ingleside—S. M. Iglehart								
53	Barclay.	30	30	400	400	2	2	120	120
	Ingleside.	51	51	700	700	3	3	210	210
	Total.	81	81	1,100	1,100	5	5	330	330
54	Jarrettsville—P. R. Diehl								
55	Calvary.	80	80	1,356	1,356	3	3	450	450
	Fairview.	40	40	450	450	2	2	155	155
	Total.	120	120	1,806	1,806	5	5	605	605
56	Laurel-Savage—R. L. Wittig								
57	Emmanuel.	36	36	360	390	1	1	100	106
58	Grace.	44	44	650	650	2	2	125	125
	Trinity.	45	45	650	650	2	2	126	126
	Total.	125	125	1,660	1,690	5	5	351	357
59	Mt. Airy—M. L. Fearnow								
	Barthlows.				14				

Financial Exhibit—Raised During the Year.

Golden Cross	Hospitals	Superannuate Endowment	Superannuate Homes	Orphanages	Churches and Parsonages	Insurance Premiums	Incidentals	All Other Purposes	Total Amount Raised by Missionary Societies	Total Amount Raised by Brotherhoods	Total Amount Raised by Church Schools	Total	Less Items Reported Twice	Grand Total for Year
42	27	..	54	606	..	153	..	494	3,566	..	3,566
43	3	..	7	380	70	715	..	715
44	30	..	61	986	..	153	..	564	4,281	..	4,281
45	..	\$12	..	19	..	33	143	306	26	..	502	2,606	377	2,229
46	38	..	33	52	12	65	..	192	1,488	48	1,440
47	10	..	18	195	5	45	682	..	682
48	48	..	51	10	17	110	..	192	2,170	48	2,122
49	18	22	17	177	..	8	676	..	676
50	4	18	22	18	105	..	33	601	9	592
51	1	39	220	165	627	..	527	3,487	215	3,272
52	5	5	50	25	311	..	100	1,060	61	999
53	1,090	17	302	225	1,220	..	668	5,824	285	5,539
54	1,238	79	52	98	81	811	45	766
55	10	..	2	52	168	76	..	147	1,488	61	1,427
56	42	..	45	46	168	228	2,299	106	2,193
57	52	98	266	76	..	350	3,740	510	3,230
58	15	..	45	114	510	119	..	108	1,149	120	1,029
59	\$28	10	..	59	..	330	30	..	458	4,889	680	4,209
56	10	10	..	14	114	840	149	..	268	1,254	166	1,088
57	38	25	..	9	66	9	216	1,258	99	1,159
58	15	..	14	80	69	285	1,505	139	1,365
59	43	..	36	205	87	769	4,017	404	3,613
..	13	27	..	27

TABLE No. 3—FINANCE.

	Presiding Elder.		Preacher in Charge.		District Work.		General and Conference Work.	
	Appor- tioned.	Paid.	Appor- tioned.	Paid.	Appor- tioned.	Paid.	Assumed	Paid.
Baltimore District—Continued.								
60	24	24	276	276	100	100..
61	50	50	728	728	5	5	200	200
	74	74	1,004	1,018	5	5	300	300
	Odenton—Jessup—Gordon Clews							
62	40	35	520	520	3	3	135	111
63	31	31	450	450	2	2	110	94
	71	66	970	970	5	5	245	205
	Patuxent—C. H. Thompson							
64	54	54	750	750	3	3	184	184
65	27	27	350	350	2	2	86	86
	81	81	1,100	1,100	5	5	270	270
66	22	22	350	420	5	5	100	100
67	100	100	1,500	1,500	5	5	525	525
68	71	71	1,020	1,020	5	5	330	330
	Reisterstown—L. B. Bobbitt							
69	21	21	250	250	75	75
70	75	75	1,050	1,050	5	5	270	270
	96	96	1,300	1,300	5	5	345	345
	Royal Oak—Tilghmans—C. L. Reiter							
71	78	78	800	800	5	5	210	210
72	250	253	30	30
	78	78	1,050	1,053	5	5	240	240
	Trappe—J. S. Schwartz							
73	10	10	125	125	2	2	25	25
74	46	46	675	675	3	3	225	225
	56	56	800	800	5	5	250	250
	Wesley Grove—H. M. Waters							
75	74	74	1,000	1,000	2	2	350	350
76	74	74	1,000	1,000	3	3	350	350
	148	148	2,000	2,000	5	5	700	700
	\$1,250	\$1,231	\$57,613	\$57,726	\$215	\$215	\$17,520	\$17,607

Financial Exhibit—Raised During the Year.

	Golden Cross	Hospitals	Superannuate Endowment	Superannuate Homes	Orphanages	Churches and Parsonages	Insurance Premiums	Incidentals	All Other Purposes	Total Amount Raised by Woman's Missionary Societies	Total Amount Raised by Brotherhoods	Total Amount Raised by Church Schools	Total	Less Items Reported Twice	Grand Total for Year
60	6	...	6	69	2	58	541	29	512
61	13	233	104	63	172	150	1,718	72	1,646
62	19	233	173	65	172	221	2,286	101	2,185
63	36	115	36	5	192	1,064	110	954
64	12	8	27	86	90	800	18	782
65	48	115	19	36	32	86	282	1,864	128	1,736
66	23	1,582	28	244	20	275	268	3,431	228	3,203
67	12	130	35	91	11	76	74	894	76	818
68	35	1,712	63	335	31	351	342	4,325	304	4,021
69	20	157	14	68	11	714	3,297	100	3,197
70	41	1,200	90	236	100	57	490	3,652	330	3,322
71	15	111	28	101	2	185	788	128	660
72	18	109	26	229	5	376	2,163	192	1,971
73	33	220	54	330	7	561	2,951	320	2,631
74	17	186	37	127	97	213	138	1,908	45	1,863
75	30	49	6	85	27	480	480
76	17	216	37	176	103	298	165	2,388	45	2,343
	\$10	...	\$12	\$38	\$1,487	\$34,561	\$2,790	\$23,426	\$15,852	\$12,273	\$23,757	\$193,965	\$13,910	\$180,075

TABLE No. 1—MEMBERSHIP, CHURCH PROPERTY AND INSURANCE.

		Membership.									
		Members Reported Last Year.	Local Preachers.	Additions on Profession of Faith.	Additions by Certificate and Otherwise.	Removals by Death and Otherwise.	Present Membership Including Local Preachers.	Number Licensed to Preach.	Infants Baptized.	All Others Baptized.	
1	Alderson.	414	1	34	7	7	448	2	25	
2	Alvon—										
3	Alvon.	126	...	7	13	120	11	2	
4	Columbia Sulphur.	25	...	5	3	27	2	
5	Eakle Chapel.	29	...	8	4	33	4	
6	Emberry Chapel.	6	6	
7	Neola.	35	...	2	5	32	
	Whatcoat.	27	...	1	6	22	
	Blue Sulphur—										
8	Coe Memorial	55	2	57	
9	Emmanuel.	85	...	2	87	1	
10	Greene Memorial.	32	32	
11	Hangers.	66	66	
12	James Chapel.	62	62	
13	Trinity.	55	10	45	
	Callaghans—										
14	Cedar Creek.	55	4	51	
15	Emory.	35	...	1	4	2	38	2	1	
16	Fletcher.	123	...	3	5	14	117	2	
17	Hoke.	36	1	35	
18	Moss Run.	10	2	8	
19	Mt. Carmel.	85	...	7	1	3	90	12	3	
20	Mt. Pleasant.	44	8	22	50	
21	Clifton Forge.	1,002	1	76	30	22	1,086	12	25	
	Covington—										
22	Epworth.	305	2	18	15	15	323	1	6	
23	Granberry.	850	1	60	110	30	990	12	30	

TABLE No. 1—MEMBERSHIP, CHURCH PROPERTY AND INSURANCE.

	Church Property.										Insurance.				
	Number of Congrega- tions in Charge.	Number of Church Buildings.	Value of Buildings, Equip- ment, and Land.	Indebted- ness.	Number of Parson- ages.	Value of Parson- ages, Fur- nishings, and Land.	Indebted- ness	Value of Other Church Property.	Insurance Carried.	Churches Damaged or De- stroyed.	Parsonages Damaged or De- stroyed.	Amount of Damage.	Loss Collected		
1	1	1	\$50,000	1	\$7,000	\$4,735	\$15,000		
2	1	1	2,000	2,000		
3	1	1	1,500		
4	1	1	1,500		
5	1	1	1,500		
6	1	1	1,500		
7	1	1	1,500		
8	1	1	3,000	1	3,000		
9	1	1	3,000	1	3,000	2,700		
10	1	1	2,000		
11	1	1		
12	1	1	30,000		
13	1	1	25,000		
14		
15	1	1	825		
16	1	1	2,100	3,500	3,000		
17	1	1	825		
18		
19	1	1	3,270	1,000		
20	1	1	825	525		
21	1	1	80,000	17,575	7,000	\$20,000	31,000		
22	1	1	30,000	12,500	500	15,000		
23	1	1	85,000	1,000	15,000	7,000	32,500		

TABLE No. 1—MEMBERSHIP, CHURCH PROPERTY AND INSURANCE.

		Membership.									
		Members Reported Last Year.	Local Preachers.	Additions on Profession of Faith.	Additions by Certificate and Otherwise.	Removals and by Death Otherwise.	Present Total Membership Including Local Preachers.	Number Licensed to Preach.	Infants Baptized.	All Others Baptized.	
Lewisburg District—Continued.											
South Covington-Iron Gate—											
24	Iron Gate.....	138	...	24	2	1	153	
25	Longdale.....	30	...	2	32	4	
26	South Covington.....	87	...	35	5	11	116	7	
Durbin—											
27	Bartow.....	71	...	15	5	6	85	
28	Bethel.....	40	...	2	...	9	33	
29	Durbin.....	93	...	3	...	7	89	
Frankford-Renick—											
30	Frankford.....	102	...	14	3	4	115	3	
31	Mt. Zion.....	28	28	12	
32	Renick.....	121	...	7	3	10	121	3	
33	Renicks Valley.....	34	4	30	
Green Bank—											
34	Cass.....	172	...	3	3	...	178	3	
35	Dunmore.....	100	2	98	5	
36	Green Bank.....	138	3	135	2	
37	Wesley Chapel.....	152	...	14	...	1	165	4	
Greenville—											
38	Bethel.....	48	2	46	
39	Greenville.....	64	6	58	
40	Mt. Alexander.....	135	...	7	1	...	143	4	
41	Mt. Hedding.....	125	...	7	...	3	129	7	
42	Riverview.....	
43	Wayside.....	97	4	93	
44	Hinton.....	742	...	32	34	40	768	5	
Hot Springs—											
45	Ashwood.....	116	...	24	3	36	107	
46	Bolar.....	14	14	24	
47	Eden.....	70	...	31	7	20	88	
48	Star Chapel.....	18	2	...	20	29	
49	Virginia Chapel.....	104	104	

TABLE No. 1—MEMBERSHIP, CHURCH PROPERTY AND INSURANCE.

	Church Property.								Insurance.				
	Number of Congrega- tions in Charge.	Number of Church Buildings.	Value of Buildings, Equip- ment, and Land.	Indeb- ted- ness.	Number of Parson- ages.	Value of Parson- ages, Fur- nishes, and Land.	Indeb- ted- ness	Value of Other Church Property.	Insurance Carried.	Churches Damaged or De- stroyed.	Parsonages Damaged or De- stroyed.	Amount of Damage.	Loss Collected
64	1	1	1,500
65	1	1	1,500
66	1	1	3,600
67	1	1	3,000
68	1	1	2,000
69	1	1	3,000
70	1	1	5,000
71	1	1	2,500
72	1	1	3,000
73	1	1	2,500
74	1	1	4,000
75	1	1	1,500
76	1	1	500
77	1	1	2,000
78	1	1	2,000
79	1	1	4,000
80	1	1
81
82
83
84	1	1	1,500
85	1	1	90,000
86	1	2	4,000
87	1	1	1,500
88	1	1	1,500
89	1	1	1,500
90	1	1	2,000
91	1	1
92
93
94	1	1	1,500
95	1	1	90,000
96	1	1	4,000
97	1	1	1,500
98	1	1	1,500
99	1	1	1,500
100	1	1	2,000

TABLE NO. 1—MEMBERSHIP, CHURCH PROPERTY AND INSURANCE.

Lewisburg District—Continued.		Membership.										
		Members Reported Last Year.	Local Preachers.	Additions on Profession of Faith.	Additions by Certificate and Otherwise.	Removals by Death and Otherwise.	Present Membership Including Local Preachers.	Number Licensed to Preach.	Infants Baptized.	All Others Baptized.		
Huntersville—												
50	Bethel.....	17	
51	Huntersville.....	12	2	
52	Minnehaha Springs.....	45	3	
53	Mt. Carmel.....	40	3	
54	Mt. Grove.....	78	7	
55	Mt. Vernon.....	8	
Leykelton—												
56	Emmanuel.....	58	2	
57	Hillsboro.....	205	3	
58	Marvin.....	95	8	
59	Seeber's Chapel.....	62	17	
60	Sharon.....	43	23	
61	Trinity.....	72	
62	Lewisburg.....	438	26	
63	Marlington.....	446	14	
Paint Bank—												
64	Alleghany.....	34	
65	Dameron.....	16	
66	Mt. Olivet.....	30	3	
67	Paint Bank.....	26	
68	Shoal's Chapel.....	14	
69	Sweet Springs.....	80	
70	Wet Grounds.....	31	
Peterstown—												
71	Chestnut Hill.....	56	11	
72	Coulters Chapel.....	60	
73	Lindside.....	50	8	
74	Peterstown.....	125	2	
75	Red Sulphur.....	21	11	
76	Rich Creek.....	35	10	
77	Thompson Chapel.....	40	

TABLE No. 1—MEMBERSHIP, CHURCH PROPERTY AND INSURANCE.

		Membership.									
		Members Reported Last Year.	Local Preachers.	Additions on Profession of Faith.	Additions by Certificate and Otherwise.	Removals and by Death.	Present Membership Including Local Preachers.	Number Licensed to Preach.	Infants Baptized.	All Others Baptized.	
Lewisburg District—Continued											
Richlands—											
78	Calvary.....	115	...	6	3	3	121	1
79	Fort Springs.....	63	1	2	62	5
80	Mt. Gap.....	49	1	48
81	Roncevert.....	346	24	9	8	371	11
Selma—											
82	Rich Patch Mines.....	21	14	1	34	3
83	Selma.....	143	21	2	12	154	9
84	Upper Rich Patch.....	32	1	33	1
85	Wilson Creek.....	115	115	2
Talcott-Bell Point—											
86	Forest Hill.....	86	11	2	2	97	10
87	Lowell.....	36	1	37
88	Miller Memorial.....	70	4	2	3	73	4
89	New Hope.....	182	26	2	4	206	23
90	Oak Grove.....	184	3	181
91	Pisgah.....	41	13	54	12
92	Talcott-Trinity.....	79	6	1	12	74	5
Union—											
93	Central (Rehoboth).....	28	28
94	Gap Mills.....	132	29	161	10
95	Highland Park.....	132	17	5	144	2
96	Marvin.....	58	4	62	7
97	Pickaway.....	137	2	135
98	Union.....	174	31	1	206	13
99	White Sulphur.....	495	4	10	14	495	2
Williamsburg—											
100	Cold Spring.....	42	5	47
101	New Bethel.....	51	1	50
102	Wesley.....	66	1	65
103	Williamsburg Andrews Chapel.....	267	2	2	267
Total.....		11,769	815	957	400	10,101

TABLE No. 1—MEMBERSHIP, CHURCH PROPERTY AND INSURANCE.

	Church Property.										Insurance.				
	Number of Congrega- tions in Charge.	Number of Church Buildings.	Value of Buildings, Equip- ment, and Land.	Indebted- ness.	Number of Parson- ages.	Value of Parson- ages, Fur- nishings, and Land.	Indebted- ness.	Value of Other Church Property.	Insurance Carried.	Churches Damaged or De- stroyed.	Parsonages Damaged or De- stroyed.	Amount of Damage.	Loss Collected		
78	1	1	1,500	1	4,000	6,100		
79	1	1	3,000		
80	1	1	1,000		
81	1	1	41,000	4,600	1	4,000	1,000	26,000		
82	1		
83	1	1	8,000	1	3,850	350	3,800		
84	1		
85	1	1	4,000	1,500		
86	1	1	2,000		
87	1	1	20,000		
88	1	1	2,000	1,500		
89	1	1	2,000		
90	1	1	2,000		
91	1	1	1,500		
92	1	1	3,000	1	2,500		
93	1	3	5,500		
94	1	1	8,000		
95	1	1	2,600		
96	1	1	2,000		
97	1	1	7,500		
98	1	1	5,000	700	1	5,000		
99	1	1	46,000	4,800	1	6,000	8,500		
100	1	1	1,500		
101	1	1	1,200		
102	1	1	1,500		
103	1	1	2,000	1	2,500		
97	94	94	\$829,345	\$42,000	22	\$108,850	\$15,085	\$29,800	\$254,400		

TABLE No. 2—CHURCH PAPERS TAKEN, WOMAN'S WORK, LAY ACTIVITIES, EPWORTH LEAGUES AND SUNDAY SCHOOLS

Lewisburg District		Christian Literature.				Woman's Work.				Lay Activities.			
		Number of Methodist Families	Subscribers to General Organ	Subscribers to Conference Organ	Number of Societies	Members	Raised for Local Work	Amount sent to Conference Treasurer	Number of Wesley Brother-hoods	Members	Number in Fellowship of Steward-ship		
1	Alderson	135	5	23	1	23	\$439	\$22	
2	Alvon—												
3	Alvon	33	3	1	
4	Columbia Sulphur	7	1	
5	Eakle Chapel	12	
6	Emberry Chapel	2	
7	Neola	8	2	
8	Whitcoat	8	
9	Blue Sulphur—												
10	Coe Memorial	21	..	2	
11	Emmanuel	31	1	7	1	25	..	52	
12	Green Memorial	14	..	1	
13	Hangers	21	
14	James Chapel	25	..	4	
15	Trinity	25	
16	Callaghan—												
17	Cedar Creek	6	
18	Emory	22	..	2	
19	Fletcher	40	..	9	1	25	76	30	
20	Hoke	11	..	2	
21	Hoke	11	..	2	
22	Mt. Carmel	26	..	4	
23	Mt. Pleasant	13	
24	Mt. Pleasant	13	
25	Clifton Forge	375	3	45	1	227	1,160	758	
26	Covington—												
27	Epworth	120	2	24	1	28	636	55	
28	Granberry	400	3	42	1	165	776	215	42	

TABLE No. 2—CHURCH PAPERS TAKEN, WOMAN'S WORK, LAY ACTIVITIES, EPWORTH LEAGUES AND SUNDAY SCHOOLS.

Local Church Schools.

	Local Church Boards of Ch. Education	Number of Church Schools	Officers and Teachers	Scholars in Children's Division	Scholars in Young People's Division	Scholars in Adult Division	Total Enrollment including Officers and Teachers	Churches Having Week-Day Meetings with Children	Churches Having Vacation Schools	Number of Scholars Joining the Church	Number Taking Training Courses	Number of Adult Classes	Raised on Church School Day	Raised for Missions	Raised for All Other Purposes
1	..	1	31	149	112	105	397	24	25	3	5	175	483
2	..	1	6	29	16	12	63	3	8	20
3	..	1	7	21	10	8	46	5
4	..	1	7	33	9	18	67	6	6	28
5
6	..	1	6	11	7	22	46	8	14
7	..	1	5	23	8	9	45	1	5
8	1	1	5	5	15	25	50	1	..	26	20
9	1	1	5	20	15	10	50	1	5	11	37
10	1	1	4	15	15	10	44	1	..	5	15
11	1	1	4	12	..	33	49	1	..	20	30
12	1	1	5	15	24	10	54	1	7	22	30
13	1	1	4	10	5	25	44	1	..	20	15
14
15	..	1	5	28	18	17	68	1	..	1	..	8	16
16	..	1	11	55	27	30	123	..	1	5	10	3	4	45	128
17	..	1	6	23	13	13	55	1	..	5	12
18	1	1	10	53	21	43	127	..	1	7	3	2	..	21	156
19	..	1	5	23	25	18	71	..	1	1	..	4	29
20	1	1	43	202	118	377	760	1	1	71	40	5	25	500	720
21	1	1	23	120	65	141	343	..	1	28	12	3	6	211	961
22	1	1	50	231	241	529	1,057	1	1	108	36	4	25	500	2,519

TABLE No. 2—CHURCH PAPERS TAKEN, WOMAN'S WORK, LAY ACTIVITIES, EPWORTH LEAGUES AND SUNDAY SCHOOLS.

Lewisburg District—Continued.		Christian Literature.			Woman's Work.				Lay Activities.			
		Number of Methodist Families	Subscribers to General Organ		Subscribers to Conference Organ	Number of Societies	Members	Raised for Local Work	Amount sent to Conference	Number of Wesley Brothers	Number in Fellowship	Number in Stewardship
			Subscribers	to General Organ								
23	South Covington—											
24	Iron Gate.....	42	16	1	29	37	12
25	Longdale.....	16	3
	South Covington.....	50	1	15	1	25	57	24
	Durbin—											
26	Bartow.....	19	4	1	12	10	6
27	Bethel.....	9	1
28	Durbin.....	24	1	10	1	24	30	20
	Frankford-Renick—											
29	Frankford.....	52	2	9	1	9	4	77
30	Mt. Zion.....	11
31	Renick.....	54	1	10	1	21	50	56
32	Renicks Valley.....	19	2	1	11	10	50
	Green Bank—											
33	Cass.....	35	14	1	36	95	15
34	Dunmore.....	20	12	1	16	24	56
35	Green Bank.....	25	1	18	1	27	35	40
36	Wesley Chapel.....	28	8
	Greenville—											
37	Bethel.....	10	2
38	Greenville.....	13	4
39	Mt. Alexander.....	25	8
40	Mt. Hedding.....	26	4
41	Riverview.....	16	3
42	Wayside.....
	Levelton—											
43	Emmanuel.....	27	3	41	60	77
44	Hillsboro.....	76	1	8	2

TABLE No. 2—CHURCH PAPERS TAKEN, WOMAN'S WORK, LAY ACTIVITIES, EPWORTH LEAGUES AND SUNDAY SCHOOLS.

Local Church Schools.

	Local Church Boards of Ch. Education	Number of Church Schools	Officers and Teachers	Scholars in Children's Division	Scholars in Young People's Division	Scholars in Adult Division	Total Enrollment including Officers and Teachers	Churches Having Week-Day Meetings with Children	Churches Having Vacation Schools	Number of Scholars Joining the Church	Number Taking Training Courses	Number of Adult Classes	Raised on Church School Day	Raised for Missions	Raised for All Other Purposes
23	1	1	17	51	45	48	161	...	1	23	...	2	...	52	138
24	...	1	4	46	21	35	106	...	1	2	...	1
25	1	1	10	72	30	39	151	...	1	10	...	1	...	10	118
26	...	1	9	30	32	25	93	6	...	1	...	15	65
27	...	1	4	7	8	8	27	2	...	1	8
28	1	1	12	29	57	25	123	...	1	2	...	2	...	32	143
29	1	1	9	60	22	54	145	...	1	8	...	2	...	14	28
30	...	1	4	17	12	13	44	1
31	...	1	9	33	21	36	99	...	1	7	...	3	...	10	140
32	...	1	6	15	10	16	47	1
33	1	1	12	83	66	37	198	...	1	2	...	3	209
34	1	1	7	12	13	25	57	...	1	1	...	1	90
35	1	1	9	46	13	35	137	...	1	2	...	3	129
36	1	1	8	20	20	20	68	...	1	1	...	1	60
37
38	1	1	4
39	1	1	3
40	1	1	4
41	1	1	3
42
43	1	1	4	5	12	15	36	...	1	2	...	1	15
44	1	1	14	33	70	26	143	...	1	3	...	2	...	36	71

TABLE No. 2—CHURCH PAPERS TAKEN, WOMAN'S WORK, LAY ACTIVITIES, EPWORTH LEAGUES AND SUNDAY SCHOOLS.

Lewisburg District—Continued		Christian Literature.			Woman's Work.				Lay Activities.			
		Number of Methodist Families	Subscribers to General Organ	Subscribers to Conference Organ	Number of Societies	Members	Raised for Local Work	Amount sent to Conference	Treasurer	Number of Brother-hoods	Members	Number in Fellowship of Steward-ship
45	Marvin.....	37	7	1	12	11
46	Seeberts Chapel.....	23	3
47	Sharon.....	20	3
48	Trinity.....	12	2	91	562	432
49	Hinton.....	205	3	40
50	Hot Springs—
51	Ashwood.....	1	12	1	21	480	65
52	Bolar.....	3	1	4	8	20
53	Eden.....	5	1	12	7	8
54	Star Chapel.....	1
55	Virginia Chapel.....	5	1	17	25	36
56	Huntersville—
57	Bethel.....	1
58	Huntersville.....	1	18	142	14
59	Minnehaha Springs.....	4
60	Mt. Carmel.....	3
61	Mt. Grove.....	2
62	Mt. Grove.....	189	6	29	1	53	481	5
63	Lewisburg.....	120	3	34	1	89	283	324
64	Marlington.....
65	Paint Bank—
66	Alleghany.....	16	2
67	Dameron.....	8
68	Mt. Olivet.....	15
69	Paint Bank.....	15
70	Shoals Chapel.....	9	3
71	Sweet Springs.....	39	1	1	15	34	13
72	Wet Grounds.....	14

TABLE No. 2—CHURCH PAPERS TAKEN, WOMAN'S WORK, LAY ACTIVITIES, EPWORTH LEAGUES AND SUNDAY SCHOOLS.

Local Church Schools.

	Local Church Boards of Ch. Education	Number of Church Schools	Officers and Teachers	Scholars in Children's Division	Scholars in Young People's Division	Scholars in Adult Division	Total Enrollment	Officers and Teachers	Churches Having Week-Day Meetings with Children	Churches Having Vacation Schools	Number of Scholars Joining the Church	Number Taking Training Courses	Number of Adult Classes	Raised on Church School Day	Raised for Missions	Raised for All Other Purposes
45	1	1	10	33	20	34	97	1	11	..	1	..	18	56
46	1	1	6	14	12	18	50	1	16	..	1	3	13	29
47	1	1	4	12	20	21	57	1	26	..	1	2	..	59
48	1	1	7	16	37	10	70	1	1	11
49	1	1	30	85	222	377	684	1	25	22	9	10	309	2,501
50	1	1	12	96	18	..	2	..	65	250
51	1	1	7	15	1	..	5	25
52	1	1	10	157	14	..	2	40
53	1	1	4	16	1	22
54	1	1	10	93	2	30	..	330
55
56	6	17	15	10	48	1	18
57	6	20	20	12	58	2	..	1	48
58	5	17	15	20	57	1	21
59	5	20	22	15	63	1	7	..	1	25
60	1	1	23	106	60	137	325	1	1	1	14	17	6	8	758	680
61	1	1	64	88	75	129	351	1	11	14	4	5	583	529
62	5	29	16	4	54	2	2	12
63	6	20	17	3	46	3	3	5
64	5	15	9	15	44	14	14
65	5	3	5	12	25	30	30
66	6	15	..	23	44	20	37
67	6	44	..	16	76	8	8	20
68	6	10	10	21	47	7	7	27

TABLE No. 2—CHURCH PAPERS TAKEN, WOMAN'S WORK, LAY ACTIVITIES, EPWORTH LEAGUES AND SUNDAY SCHOOLS

Lewisburg District—Continued		Christian Literature.			Woman's Work.				Lay Activities.		
		Number of Methodist Families	Subscribers to General Organ	Subscribers to Conference Organ	Number of Societies	Members	Raised for Local Work	Amount sent to Conference Treasurer	Number of Wesley Brothers	Members	Number in Fellowship of Steward-ship
Peters-town—											
69	Chestnut Hill.....	3	4	1	18	54
70	Counters Chapel.....	8	8	1	31	31
71	Lindside.....	6	14	1	29	79
72	Peters-town.....	13	15	1
73	Red Sulphur.....	3	5	1	14	53
74	Rich Creek.....	5	4	1
75	Thompson Chapel.....	2	4
Richlands—											
76	Calvary.....	20	1	8	1	20	21	123
77	Fort Springs.....	19	3	1	24	4	33
78	Mt. Gap.....	6	3
79	Ronceverte.....	132	22	1	40	820	153
Selma—											
80	Rich Patch Mines.....	10
81	Selma.....	74	8	32	1	23	145	25
82	Upper Rich Patch.....	14	4
83	Wilson Creek.....	30	8
Talcott-Bell Point—											
84	Forest Hill.....	46	8
85	Lowell.....	30	8
86	Miller Memorial.....	35	3	1	10	6	6
87	New Hope.....	100	5
88	Oak Grove.....	100	2
89	Pisgah.....	23	3
90	Talcott-Trinity.....	34	11

TABLE No. 2—CHURCH PAPERS TAKEN, WOMAN'S WORK, LAY ACTIVITIES, EPWORTH LEAGUES AND SUNDAY SCHOOLS.

Local Church Schools.

Local Church Boards of Ch. Education	Number of Church Schools	Officers and Teachers	Scholars in Children's Division	Scholars in Young People's Division	Scholars in Adult Division	Total Enrollment including Officers and Teachers	Churches Having Week-Day Meetings with Children	Churches Having Vacation Schools	Number of Scholars Joining the Church	Number Taking Training Courses	Number of Adult Classes	Raised on Church School Day	Raised for Missions	Raised for All Other Purposes
69	1	5	6	18	21	50	1	1	1	1	1	17	17	17
70	1	7	13	20	30	70	1	1	1	1	1	31	31	31
71	1	8	19	11	39	77	1	1	1	1	1	17	17	68
72	1	6	21	15	39	80	1	1	9	1	1	74	74	74
73	1	12	41	26	53	132	1	1	6	12	2	13	13	183
74	1	8	40	15	17	80	1	1	1	8	1	57	57	127
75	1	26	71	44	81	222	1	1	21	17	4	4	71	975
76	1	7	26	20	18	71	1	1	1	14	1	1	16	36
77	1	16	112	56	83	267	1	1	1	18	1	4	126	359
78	1	9	35	18	40	102	1	1	1	1	1	2	55	85
79	1	8	30	25	15	77	1	1	10	1	1	1	6	6
80	1	7	10	12	20	49	1	1	4	1	2	22	22	63
81	1	7	25	35	30	97	1	1	25	1	2	8	8	34
82	1	8	31	54	41	133	1	1	13	1	1	9	9	43
83	1	5	24	20	10	59	1	1	13	1	1	1	1	4
84	1	7	5	20	20	52	1	1	6	1	2	23	23	70

TABLE No. 2.—CHURCH PAPERS TAKEN, WOMAN'S WORK, LAY ACTIVITIES, EPWORTH LEAGUES AND SUNDAY SCHOOLS.

	Christian Literature.				Woman's Work.				Lay Activities.			
	Number of Methodist Families	Subscribers to General Organ	Subscribers to Conference Organ		Number of Societies	Members	Raised for Local Work	Amount sent to Conference Treasurer	Number of Wesley Brother-hoods	Members	Number in Fellowship of Steward-ship	
Lewisburg District—Continued.												
91	Unlon—											
92	Central (Rehoboth)	2
93	Gap Mills	4
94	Highland Park	3
95	Marvin	2
96	Packaway	4
97	Unlon	8
	White Sulphur	57
	Williamsburg—	200	2		1							
98	Cold Spring	12	..	5
99	New Bethel	10
100	Wesley	23
101	Williamsburg (Andrews Chapel)	90	..	30
	Total	3,727	58	775	49	1,544	\$6,828	\$3,921	47	

TABLE No. 2—CHURCH PAPERS TAKEN, WOMAN'S WORK, LAY ACTIVITIES, EPWORTH LEAGUES AND SUNDAY SCHOOLS.

Local Church Schools.															
Local Church	Boards of Ch. Education	Number of Church Schools	Officers and Teachers	Scholars in Children's Division	Scholars in Young People's Division	Scholars in Adult Division	Total Enrollment including Officers and Teachers	Churches Having Week-Day Meetings with Children	Churches Having Vacation Schools	Number of Scholars Joining the Church	Number Taking Training Courses	Number of Adult Classes	Raised on Church School Day	Raised for Missions	Raised for All Other Purposes
91	1	1	10	35	40	38	123	1	1	10	4	2	...	17	218
92	1	1	10	9	13	23	55	1	1	8	...	1	50
93	1	1	6	8	5	24	45	1	1	2	...	1	25
94	1	1	10	10	41	25	86	4	2	109
95	1	1	16	60	30	35	141	1	1	12	16	2	...	75	299
96	1	1	43	202	110	148	503	4	14	3	...	466	333
97	1	1	7	16	14	22	59	5	...	2	...	12	...
98	...	1	7	18	7	23	57	1	...	15	...
99	...	1	8	18	17	19	65	2	...	12	...
100	...	1	21	50	31	58	160	...	1	3	...	25	...
101	...	1	21	50	31	58	160	...	1	3	...	25	...
	50	88	926	3,136	2,552	3,761	10,678	5	37	606	290	125	\$144	\$4,622	\$14,450

TABLE No. 3.—FINANCE.

		Presiding Elder.		Preacher in Charge.		District Work.		General and Conference Work.	
		Appor- tioned.	Paid.	Appor- tioned.	Paid.	Appor- tioned.	Paid.	Assumed	Paid.
Lewisburg District.									
1	Alderson—D. A. Beery	\$133	\$133	\$1,600	\$1,600	\$10	\$10	\$650	\$670
2	Alvon—B. F. Wright	25	25	300	300	1	1	66	60
3	Columbia Sulphur	4	4	50	50	1	1	12	12
4	Eakle Chapel	9	9	100	100	1	1	25	31
5	Emberry Chapel	4	4	40	40	6	6
6	Neola	16	16	170	170	1	1	36	36
7	Whatcoat	2	2	40	40	5	5
	Total	60	60	700	700	4	4	150	150
8	Blue Sulphur—F. F. Neel	10	10	115	115	1	1	40	40
9	Emmanuel	25	25	356	356	3	3	100	100
10	Green Memorial	7	7	59	59	1	1	35	35
11	Hangers	10	10	120	120	1	1	35	35
12	James Chapel	25	25	250	250	1	1	100	100
13	Trinity	15	15	125	125	1	1	40	40
	Total	92	92	1,025	1,025	8	8	350	350
14	Callaghans—L. V. Ruckman
15	Cedar Creek	9	9	120	120	2	2	20	20
16	Fletcher	28	28	345	345	2	2	75	75
17	Hoke	12	12	160	160	1	1	30	30
18	Mt. Carmel	23	23	270	270	2	2	55	55
19	Mt. Pleasant	8	8	110	110	1	1	20	20
	Total	80	80	1,005	1,005	8	8	200	200
20	Chapel Hill—N. W. Russell
21	Clifton Forge—E. L. Woolf	293	293	3,300	3,300	25	25	1,584	1,584
22	Epworth—R. A. Bergdoll	133	133	1,700	1,700	8	8	410	420

Financial Exhibit—Raised During the Year.

	Golden Cross	Hospitals	Superannuate Endowment	Superannuate Homes	Orphanages	Churches and Parsonages	Insurance Premiums	Incidentals	All Other Purposes	Total Amount Raised by Woman's Missionary Societies	Total Amount Raised by Brotherhoods	Total Amount Raised by Church Schools	Total	Less Items Reported Twice	Grand Total for Year
1	\$11	\$2,937	\$72	\$759	\$232	\$451	..	\$655	\$7,530	\$153	\$7,377
2	6	4	28	424	8	416
3	2	10	..	2	4	85	..	85
4	2	20	..	6	34	203	6	197
5	2	52	52	..	52
6	11	20	..	4	22	280	8	271
7	2	5	54	..	54
8	21	50	..	20	93	1,096	22	1,076
9	7	45	218	..	218
10	4	125	89	..	53	755	..	755
11	20	122	..	122
12	225	30	421	..	421
13	17	59	452	..	452
14	28	350	89	..	35	2,181	..	2,164
15	24	220	..	220
16	\$1	5	40	80	106	..	173	878	8	828
17	6	18	1	17	223	50	528
18	2	18	375	177	979	5	218
19	9	48	29	33	221	75	904
20	7	36	65	10	58	522	106	..	421	2,521	4	2,177
21	45	6,277	..	1,853	535	1,918	..	1,290	17,174	142	2,379
22	35	2,466	34	562	95	691	..	1,178	7,322	1,189	6,133

TABLE No. 3—FINANCE.

	Lewisburg District—Continued				Presiding Elder.		Preacher in Charge.		District Work.		General and Conference Work.		
	Appointed.		Paid.		Appointed.		Paid.		Appointed.		Paid.		
23	266	266	3,600	3,600	23	23	1,500	1,500	23	23	1,500	1,500	
24	34	34	500	500	4	4	100	100	4	4	100	100	
25	27	27	250	250	4	4	90	90	4	4	100	100	
26	27	27	250	250	4	4	90	90	4	4	100	100	
	Total.....	27	27	250	250	4	4	90	90	4	4	100	100
	Durbin—George D. Naylor												
27	32	32	333	333	3	3	75	75	3	3	75	75	
28	5	5	100	100	1	1	25	25	1	1	25	25	
29	53	53	567	567	4	4	100	100	4	4	100	100	
	Total.....	90	90	1,000	1,000	8	8	200	200	8	8	200	200
	Frankford—Renick—J. C. Murphy (III)												
30	44	44	500	500	3	3	112	112	3	3	112	112	
31	1	1	36	36	1	1	4	4	1	1	4	4	
32	36	36	402	402	3	3	112	112	3	3	112	112	
33	9	9	100	100	1	1	22	22	1	1	22	22	
	Total.....	90	90	1,036	1,036	8	8	250	250	8	8	255	255
	Green Bank—R. Bowen Moore												
34	34	34	370	370	2	2	80	80	2	2	80	80	
35	18	18	225	225	2	2	25	25	2	2	25	25	
36	32	32	355	355	3	3	80	80	3	3	80	80	
37	22	22	250	250	2	2	35	35	2	2	35	35	
	Total.....	106	106	1,200	1,200	9	9	220	220	9	9	220	220
	Greenville—A. W. Groscup												
38	6	6	50	50	1	1	10	10	1	1	10	10	
39	24	24	225	225	1	1	40	40	1	1	40	40	
40	20	20	225	225	1	1	50	50	1	1	50	50	
41	26	26	260	260	1	1	50	50	1	1	50	50	

Financial Exhibit—Raised During the Year.

	Golden Cross	Hospitals	Superannuate Endowment	Superannuate Homes	Orphanages	Churches and Parsonages	Insurance Premiums	Incidentals	All Other Purposes	Total Amount Raised by Woman's Missionary Societies	Total Amount Raised by Brotherhoods	Total Amount Raised by Church Schools	Total	Less Items Reported Twice	Grand Total for Year
23	\$60	..	3,278	100	1,600	200	991	..	2,519	14,187	400	13,787
24	5	\$10	20	150	10	158	126	103	..	128	1,348	10	1,338
25	125	25	150	..	150
26	57	66	38	..	177	1,333	37	1,276
27	57	125	665	38	..	202	1,483	37	1,446
28	3	25	16	..	80	574	..	574
29	4	8	131	..	131
30	8	75	50	..	179	1,041	19	1,022
31	15	100	66	..	297	1,746	19	1,727
32	24	..	10	79	10	81	..	127	996	31	965
33	14	72	..	72
34	9	17	14	114	..	106	..	140	954	69	885
35	3	10	..	60	..	12	218	..	218
36	33	17	27	210	10	247	..	293	2,240	100	2,140
37	16	15	..	5	..	118	..	212	852	110	742
38	12	5	..	5	..	80	..	90	462	80	382
39	20	45	..	5	..	75	..	132	747	75	672
40	5	45	..	5	61	425	5	420
41	53	110	..	20	..	273	..	495	2,486	270	2,216
38	67	..	67
39	118	408	..	408
40	296	..	296
41	337	..	337

TABLE NO. 3—FINANCE.

Lewisburg District—Continued.		Presiding Elder.		Prencher in Charge.		District Work.		General and Conference Work.	
		Appor- tioned.	Paid.	Appor- tioned.	Paid.	Appor- tioned.	Paid.	Appor- tioned.	Paid.
42	Riverview
43	Wayside	24	24	225	225	1	1	50	50
	Total	100	100	985	985	5	4	200	200
44	Hinton—H. V. Wheeler.....	268	268	3,000	3,000	23	23	1,431	1,446
	Hot Springs—J. P. Atkins								
45	Ashwood	52	52	650	650	3	3	100	100
46	Bolar	11	11	90	90	1	1	20	20
47	Eden	16	16	185	200	2	2	30	30
48	Star Chapel	17	17	200	200	1	1	20	20
49	Virginia Chapel	16	16	185	186	2	2	30	30
	Total	112	112	1,310	1,352	9	9	200	200
	Huntersville—H. L. Shiley								
50	Bethel	5	5	36	36	1	1	12	12
51	Huntersville	7	7	50	50	10	10
52	Minnehaha Springs	10	10	132	132	25	25
53	Mt. Carmel	10	10	110	110	1	1	20	20
54	Mt. Grove	12	12	142	142	1	1	27	27
55	Mt. Vernon	30	30	6	6
	Total	44	44	500	500	4	4	100	100
	Levelton—L. S. Shires								
56	Emmanuel	7	7	93	93	1	1	40	40
57	Hillsboro	54	54	606	606	4	4	185	185
58	Marvin	21	21	205	175	2	2	75	75
59	Seeberts Chapel	20	20	198	198	2	2	55	55
60	Sharon	9	9	118	118	1	1	35	35
61	Trinity	5	5	42	42	10	10
	Total	116	116	1,232	1,232	10	10	400	400
62	Lewisburg—R. Moorman Parler.....	215	215	2,200	2,200	22	22	1,155	1,204
63	Marlington—B. W. John.....	180	180	2,400	2,400	12	12	750	750

Financial Exhibit—Raised During the Year.

	Golden Cross	Hospitals	Superannuate Endowment	Superannuate Homes	Orphanages	Churches and Parsonages	Insurance Premiums	Incidentals	All Other Purposes	Total Amount Raised by Woman's Missionary Societies	Total Amount Raised by Brotherhoods	Total Amount Raised by Church Schools	Total	Less Items Reported Twice	Grand Total For Year
42	299	..	299
43	118	214	994	1,407	..	1,407
44	130	530	61	1,761	..	545	..	501	12,928	500	12,428
45	100	..	64	..	28	..	315	1,829	75	1,754
46	12	8	15	..	40	200	5	195
47	75	..	14	392	..	392
48	10	..	6	..	61	..	22	276	..	276
49	55	..	28	..	619	..	360	738	30	708
50	254	..	120	767	3,463	110	3,353
51	7	61	..	61
52	2	9	35	131	..	131
53	3	10	21	172	..	172
54	5	5	25	215	..	215
55	120	2	10	135	156	..	48	644	135	509
56	10	120	2	45	170	156	40	..	40
57	2	130	6	112	1,263	185	1,128
58	25	100	37	137	..	16	165	..	165
59	13	26	6	74	1,388	36	1,352
60	8	16	7	11	..	45	392	18	374
61	10	6	60	362	13	349
62	58	130	11	239	..	239
63	79	81	152	148	56	148	..	316	2,614	67	2,547
	69	2,650	153	636	230	607	..	1,446	6,821	1,028	5,793
	1,112	8,799	694	8,105

TABLE No. 3—FINANCE.

	Presiding Elder.		Preacher in Charge.		District Work.		General and Conference Work.	
	Appor- tioned.	Paid.	Appor- tioned.	Paid.	Appor- tioned.	Paid.	Assumed.	Paid.
Lewisburg District—Continued.								
64	20	20	160	160	2	2	25	25
65	4	4	25	25	12	12
66	9	9	75	75	1	1	19	19
67	9	9	75	75	1	1	19	19
68	15	15	165	165	2	2	44	44
69	18	18	200	200	1	1	51	51
70	9	9	75	75	1	1	19	19
	84	84	775	775	8	8	189	189
Peterstown—J. C. Spindler								
71	6	5	83	71	1	1	15	49
72	12	12	130	130	1	1	27	27
73	14	14	150	150	1	1	26	23
74	32	26	360	286	1	1	37	19
75	7	7	70	70	1	1	15	15
76	8	8	82	82	1	1	15	15
77	5	4	77	62	15	2
	84	76	952	851	6	6	150	150
Richlands—R. B. Proctor								
78	79	79	800	800	7	7	277	277
79	27	27	270	270	3	3	73	73
80	130	130
	106	106	1,200	1,200	10	10	350	350
81	133	133	1,650	1,700	10	10	700	700
Selma—Palmer Eubank								
82	5	5	56	56	1	1	16	16
83	68	68	330	330	6	6	264	264
84	10	10	114	114	1	1	39	39
85	17	17	209	209	2	2	66	66
	100	100	1,209	1,209	10	10	385	385

Financial Exhibit—Raised During the Year.

	Golden Cross	Hospitals	Superannuate Endowment	Superannuate Homes	Orphanages	Churches and Parsonages	Insurance Premiums	Incidentals	All Other Purposes	Total Amount Raised by Woman's Missionary Societies	Total Amount Raised by Brotherhoods	Total Amount Raised by Church Schools	Total	Less Items Reported Twice	Grand Total for Year
64	2	30	14	253	..	253
65	8	8	57	..	57
66	4	11	14	133	..	133
67	1	11	30	146	..	146
68	8	12	..	40	57	343	..	343
69	2	7	47	..	28	354	..	354
70	3	11	2	47	..	34	154	..	154
71	20	90	..	40	2	47	..	185	1,440	..	1,440
72	50	..	9	185	..	185
73	1	109	..	15	..	60	..	17	372	..	372
74	58	..	18	..	20	..	31	315	..	315
75	2	100	..	20	..	38	..	68	560	..	560
76	2	2	..	39	136	..	136
77	100	..	32	74	312	..	312
78	5	419	..	14	82	..	82
79	16	365	..	147	..	118	..	190	1,962	..	1,962
80	23	107	52	144	..	199	1,965	..	1,965
81	472	99	37	..	184	823	..	823
82	39	422	130	..	130
83	36	1,244	..	607	151	181	..	383	2,918	..	2,918
84	4	40	..	36	124	973	..	1,050	6,645	..	6,645
85	12	195	..	220	15	170	..	56	229	..	229
86	5	60	..	40	125	497	2,409	..	2,409
87	2	65	..	113	18	5	292	..	292
88	23	360	..	409	50	142	679	..	679
89	208	170	..	700	3,609	..	3,609
90	870	..	870

TABLE No. 3—FINANCE.

	Lewisburg District—Continued						Presiding Elder.		Preacher in Charge.		District Work.		General and Conference Work.	
	Appor- tioned.		Paid.		Appor- tioned.		Paid.		Appor- tioned.		Paid.		Assumed	
86	Talcott-Bell Point—E. W. Dolan	15	15	195	195	1	1	1	1	35	35	1	1	
87	Forest Hill	7	7	75	75	1	1	2	2	17	17	1	1	
88	Lowell	25	25	325	325	2	2	2	2	60	60	2	2	
89	Miller Memorial	25	25	250	250	1	1	1	1	51	51	1	1	
90	New Hope	25	25	280	280	1	1	1	1	60	60	1	1	
91	Oak Grove	7	7	100	100	2	2	2	2	17	17	2	2	
92	Pisgah	21	21	275	275	10	10	10	10	60	60	10	10	
	Talcott-Trinity	125	125	1,500	1,500					300	300			
	Total													
	Union—J. E. McDonald	3	3	45	45	3	3	3	3	13	13	3	3	
93	Central (Rehoboth)	36	36	450	450	2	2	2	2	180	180	2	2	
94	Gap Mills	22	22	271	271	1	1	1	1	50	50	1	1	
95	Highland Park	8	8	90	90	3	3	3	3	38	38	3	3	
96	Marvin	33	33	439	439	3	3	3	3	110	110	3	3	
97	Pickaway	43	43	506	506	3	3	3	3	210	210	3	3	
98	Union	145	145	1,801	1,801	12	12	12	12	601	601	12	12	
	Total	186	186	2,100	2,100					750	750			
99	White Sulphur—W. M. Compton	10	10	100	100	2	2	2	2	40	40	2	2	
100	Williamsburg—J. D. Russell	10	10	100	100	2	2	2	2	20	20	2	2	
101	Cold Spring	15	15	150	150	2	2	2	2	40	40	2	2	
102	New Bethel	65	65	850	850	3	3	3	3	200	200	3	3	
103	Wesley	100	100	1,200	1,200	9	9	9	9	300	300	9	9	
	Williamsburg (Andrew Chapel)													
	Total	\$3,502	\$3,494	\$40,930	\$40,950	\$291	\$290	\$13,700	\$13,824					

Financial Exhibit—Raised During the Year.

	Golden Cross	Hospitals	Supernatate Endowment	Supernatate Homes	Orphanages	Churches and Parsonages	Insurance Premiums	Incidentals	All Other Purposes	Total Amount Raised by Woman's Missionary Societies	Total Amount Raised by Brotherhoods	Total Amount Raised by Church Schools	Total	Less Items Reported Twice	Grand Total for Year
86	45	6	297	..	297
87	25	125	..	125
88	125	6	606	..	606
89	50	34	412	..	412
90	65	43	474	..	474
91	20	4	149	..	149
92	107	6	..	70	535	..	535
93	437	220	2,598	..	2,598
94	20	..	64	100	13	187	..	235	1,285	522	766
95	5	72	7	26	4	74	..	50	583	124	459
96	4	10	5	67	..	25	248	92	156
97	5	400	11	99	..	109	1,209	208	1,001
98	15	100	13	..	49	413	..	374	1,726	462	1,264
99	24	..	20	..	93	682	49	26	53	840	..	793	5,115	1,408	3,707
100	63	481	63	515	150	348	..	799	5,491	466	5,025
101	25	12	189	..	189
102	15	147	..	147
103	12	219	..	219
	140	10	..	21	34	1,323	..	1,323
	165	10	..	21	73	1,878	..	1,878
	\$36	\$10	\$20	\$60	\$979	\$25,496	\$926	\$10,507	\$4,554	\$10,691	\$18,433	\$130,270	\$8,957	\$121,313

TABLE No. 1.—MEMBERSHIP, CHURCH PROPERTY AND INSURANCE.

	Church Property.										Insurance.				
	Number of Congrega- tions in Charge.	Number of Church Buildings.	Value of Buildings, Equip- ment, and Land.	Indebted- ness.	Number of Parson- ages.	Value of Parson- ages, Fur- nishings, and Land.	Indebted- ness.	Value of Other Church Property.	Insurance Carried.	Churches Damaged or De- stroyed.	Parsonages Damaged or De- stroyed.	Amount of Damage.	Loss Collected		
1	1	1	\$3,900	1	\$2,600	\$3,000		
2	1	1	1,000		
3	1	1	1,000		
4	1	1	2,100		
5	1	1	1,000		
6	1	1	2,400		
7	1	1	2,400	1	1,800	3,500		
8	1		
9	1	1	1,200		
10	2	1	700		
11	1	1	1,000		
12	1	1	1,800		
13	1	1	30,000	1	7,000	14,000		
14	1	1	12,000	1	5,000	4,200	9,750		
15	1	1	3,000		
16	1	1	2,000		
17	1	1	25,000	1	6,000	2,268	17,000		
18	1	1	1,800		
19	1	1	3,000		
20	1	1	1,500	1	1,500		
21	1	1	650		
22	1	1	1,500		
23	1	1	500		
24	1	1	1,700	1,500		
25	1		

TABLE No. 1—MEMBERSHIP, CHURCH PROPERTY AND INSURANCE.

	Moorefield District—Continued	Membership.									
		Members Reported Last Year.	Local Preachers.	Additions on Profession of Faith.	Additions by Certificate and Otherwise.	Removals by Death and Otherwise.	Present Membership Including Local Preachers.	Number Licensed to Preach.	Infants Baptized.	All Others Baptized.	
26	Fort Ashby—										
	Centenary	11	..	1	11	
27	Mt. Olive	45	..	17	2	..	46	..	1	1	
28	St. Paul	91	..	38	16	..	93	..	8	22	
29	Trinity	152	..	2	202	2	
30	Wesley Chapel	57	58	
	Franklin—										
31	Brandywine	33	..	1	..	2	31	
32	Franklin	182	..	2	3	2	181	..	3	1	
33	Mt. Zion	144	..	1	149	
34	New Bethel	47	..	1	..	1	47	
35	Sugar Grove	65	..	2	1	..	68	
36	Upper Tract	22	..	1	1	..	24	
	Frostburg—										
37	Emmanuel	181	1	5	..	5	181	..	13	3	
38	Grace	93	1	5	98	..	3	..	
	Gainsboro—										
39	Gainsboro	113	..	2	..	1	114	1	
40	Old Bethel	46	46	
41	Pine Grove	117	..	5	..	2	120	5	
42	Redland	45	..	18	2	2	63	19	
43	Wesley Chapel	48	48	
	Hampshire—										
44	Bethel	70	1	69	
45	Branch Mountain	102	2	100	
46	Island Hill	8	8	
47	Levels	103	1	4	99	
48	Salem	64	1	63	

TABLE No. 1—MEMBERSHIP, CHURCH PROPERTY AND INSURANCE.

	Church Property.										Insurance.				
	Number of Congrega- tions in Charge.	Number of Church Buildings.	Value of Buildings, Equip- ment, and Land.	Indebted- ness.	Number of Parson- ages.	Value of Parson- ages, Fur- nishings, and Land.	Indebted- ness	Value of Other Church Property.	Insurance Carried.	Churches Damaged or De- stroyed.	Parsonages Damaged or De- stroyed.	Amount of Damage.	Loss Collected		
26	1	1	1,500		
27	1	1	1,200		
28	1	1	2,800		
29	1	1	3,800	1	4,000	1,000		
30	1	1	2,200		
31	1	1	3,000		
32	1	1	11,000	1	4,000	1,500		
33	1	1	1,000	10,500		
34	1	1	1,600		
35	1	1	5,000		
36	1	1	1,200	3,500		
37	1	1	4,000	1	2,000	725		
38	1	1	2,500		
39	1	1	3,500	1	3,250	3,500		
40	1	1	3,000		
41	1	1	2,000	4,375		
42	1	1	2,000	1,800		
43	1	1	2,500	1,500		
44	1	1	3,000	1,000		
45	1	1	2,000	1,500		
46	1	1	2,000		
47	1	1	2,000	1	3,500	2,000		
48	1	1	3,000	2,800		
48	1	1	3,000	2,000		

TABLE No. 1—MEMBERSHIP, CHURCH PROPERTY AND INSURANCE.

		Membership.									
		Members Reported Last Year.	Local Preachers.	Additions on Profession of Faith.	Additions by Certificate and Otherwise.	Removals by Death and Otherwise.	Present Total Membership Including Local Preachers.	Number Licensed to Preach.	Infants Baptized.	All Others Baptized.	
49	Spring Gap	20	...	1	...	1	19	
50	Wesley Chapel	107	2	106	
Hardy—											
51	Asbury	83	...	15	1	...	99	12	
52	Cove	86	...	12	98	12	
53	Lost River	144	...	19	...	1	162	5	
54	Mt. Olive	26	...	17	43	16	
55	Pine Grove	97	...	32	...	2	127	...	2	31	
Highland—											
56	Central	163	2	163	...	1	...	
57	Dry Run	11	9	
58	Hightown	83	...	3	1	1	86	
59	New Church	102	1	101	
60	Union Chapel	30	1	29	
61	Keyser	685	1	40	10	40	695	...	9	20	
Listonburg—											
62	Grace	69	...	1	70	...	3	...	
63	Mercy Chapel	70	...	3	73	
64	State Line	80	1	1	79	
65	Trinity Chapel	41	...	6	47	...	1	2	
66	Union Chapel	26	...	2	28	1	
McBowel—											
67	Bethel	26	26	
68	Doe Hill	92	...	2	4	4	94	...	2	...	
69	McDowell	104	5	9	100	...	1	...	
70	McKendree	57	2	57	...	4	...	
71	New Salem	35	1	1	35	
72	Totten	65	...	13	...	1	77	11	

TABLE No. 1—MEMBERSHIP, CHURCH PROPERTY AND INSURANCE.

	Church Property.										Insurance.				
	Number of Congrega- tions in Charge.	Number of Church Buildings.	Value of Buildings, Equip- ment, and Land.	Indebted- ness.	Number of Parson- ages.	Value of Parson- ages, Fur- nishings, and Land.	Indebted- ness.	Value of Other Church Property.	Insurance Carried.	Churches Damaged or De- stroyed.	Parsonages Damaged or De- stroyed.	Amount of Damage.	Loss Collected		
49	1	1	1,500	1,000		
50	1	1	2,000	2,000		
51	1	1	1,500	1,000		
52	1	1	1,000		
53	1	1	1,500	1	1,400	2,500		
54	1	1	1,200	3,000		
55	1	1	1,000	1	5,000	5,000		
56	1	1	14,000		
57	1	1	1,500	1,500		
58	1	1	1,600	2,000		
59	1	1	3,000		
60	1	1	1,100		
61	1	1	90,000	1	7,000	3,500	24,000		
62	1	1	2,000	1	3,000	2,500		
63	1	1	1,500	1,200		
64	1	1	1,600	1,000		
65	1	1	1,500	1,000		
66	1	1	1,600	1,000		
67	1	1	1,000		
68	1	1	6,000	4,000		
69	1	1	2,500	1	5,000	3,500		
70	1	1	2,000	1,000		
71	1	1	1,500		
72	1	1	2,000		

TABLE No. 1—MEMBERSHIP, CHURCH PROPERTY AND INSURANCE.

		Membership.										
		Members Reported Last Year.	Local Preachers.	Additions on Profession of Faith.	Additions by Certificate and Otherwise.	Removals and Deaths Otherwise.	Removals and Deaths Otherwise.	Present Total Membership Including Local Preachers.	Number Licensed to Preach.	Infants Baptized.	All Others Baptized.	
Moorefield District—Continued												
73	Monteray—											
74	Monteray	303	..	6	13	3	319	..	6	6		
75	Rehoboth.	50	..	1	2	1	52	..	3	3		
75	Seybert Chapel	37	1	36		
76	Trinity	20	1	19	2		
Moorefield—												
77	Bakers Chapel	92	..	2	4	9	89	2	
78	Bass.	34	6	..	40	
79	Duffy Memorial	374	2	21	16	11	400	1	2	2	15	
80	Harpers Chapel	17	2	..	19	
81	Oak Grove.	45	..	8	9	4	58	7	
82	Old Fields.	35	3	32	
83	Zion.	47	2	45	
Morgan—												
84	Bethel.	37	4	1	40	..	2	
85	Great Cacapon.	44	..	3	47	
86	Greenwood.	87	..	4	90	..	3	
87	Mt. Olive.	75	..	17	1	2	91	..	1	
88	Oakland.	113	1	2	..	1	114	..	4	
89	Salem.	80	1	79	
Petersburg—												
90	Petersburg.	206	..	1	4	16	195	..	1	1	1	
91	Marvin.	22	..	2	1	..	25	6	
92	Sites.	49	..	6	55	
Piedmont—												
93	Beryl.	49	5	44	7	..	
94	Firm Rock	11	1	10	
95	St. John's	325	..	30	4	12	347	..	14	14	6	

TABLE No. 1—MEMBERSHIP, CHURCH PROPERTY AND INSURANCE.

	Church Property.										Insurance.				
	Number of Congrega- tions in Charge.	Number of Church Buildings.	Value of Buildings, Equip- ment, and Land.	Indebted- ness.	Number of Parson- ages.	Value of Parson- ages, Fur- nishings, and Land.	Indebted- ness.	Value of Other Church Property.	Insurance Carried.	Churches Damaged or De- stroyed.	Parsonages Damaged or De- stroyed.	Amount of Damage.	Loss Collected		
37	1	1	10,000	150	1	5,500			7,400						
74	1	2	3,000												
75	1	1	1,500												
76	1	1	2,500												
77	1	1	4,000												
78	1	1	1,400												
79	1	1	45,000		1	6,000			20,000						
80	1	1	1,000												
81	1	1	1,200												
82	1	1	4,000												
83	1	1	1,100												
84	1	1	1,800		1	3,500			2,000						
85	1	1	2,500						2,000						
86	1	1	3,000						1,500						
87	1	1	3,500						2,000						
88	1	1	3,600	1,000					2,000						
89	1	1	1,800						1,250						
90	1	1	22,000		1	8,000			10,000						
91	1	1	1,500												
92	1	1	1,000												
93	1	1	1,500												
94	1	1	1,500												
95	1	1	8,000	250	1	3,500			5,500						

TABLE No. 1—MEMBERSHIP, CHURCH PROPERTY AND INSURANCE.

	Members Reported Last Year.	Membership.										All Others Baptized.	
		Local Preachers.	Additions on Profession of Faith.	Additions by Certificate and Otherwise.	Removals by Death and Otherwise.	Present Total Membership Including Local Preachers.	Number Licensed to Preach.	Infants Baptized.	All Others Baptized.				
Moorefield District—Continued													
Romney—													
96 Ebenezer	174
97 Fairview	87	...	25	1	3	1	3	110	25
98 Romney	377	...	10	7	4	7	4	390	8
Ridgeley-Mt. Pleasant—													
99 Beans Cove	14
100 Mt. Pleasant	49	...	1	...	1	1	1	49
101 Oakdale	36	28
102 Ridgeley	275	3	11	1	23	1	23	264	10	...	2
Springfield-Augusta—													
103 Augusta	83	80
104 Forest Glen	85	...	1	2	1	2	1	87
105 Green Spring	47	1	4	51	4
106 Hotts Chapel	194	191
107 Mt. Zion	59	...	1	2	1	2	1	61	1
108 Springfield	98	...	7	3	1	3	1	107	4
Wardensville—													
109 Marvin Chapel	48	48
110 Mountain View	81	...	6	83	6
111 Shiloh	33	32
112 Star Tannery	37	37
113 Wardensville	150	1	9	157	6
Total	10,110	16	606	161	333	10,544	2	171	350				

TABLE No. 1—MEMBERSHIP, CHURCH PROPERTY AND INSURANCE.

	Church Property.							Insurance.					
	Number of Congrega- tions in Charge.	Number of Church Buildings.	Value of Buildings, Equip- ment, and Land.	Indeb- ted- ness.	Number of Parson- ages.	Value of Parson- ages, Fur- nishes, and Land.	Indeb- ted- ness.	Value of Other Church Property.	Insurance Carried.	Churches Damaged or De- stroyed.	Parsonages Damaged or De- stroyed.	Amount of Damage.	Loss Collected
96	1	1	3,500
97	1	1	3,000
98	1	1	34,500	8,500	1	8,000	200	26,500
99	1	1	1,000	1,000
100	1	1	3,000
101	1	1	1,000
102	1	1	17,000	3,925	1	4,000	1,300	13,000
103	1	1	500
104	1	1	1,500	600
105	1	1	2,000	500
106	1	1	2,000	500
107	1	1	1,500
108	1	1	3,000	2,000
109	1	1	1,500
110	1	1	2,000	1,000
111	1	1	2,000
112	1	1	1,500	500
113	1	1	2,000
114	114	110	\$518,750	\$24,518	25	\$106,550	\$1,500	\$236,175

TABLE No. 2—CHURCH PAPERS TAKEN, WOMAN'S WORK, LAY ACTIVITIES, EPWORTH LEAGUES AND SUNDAY SCHOOLS

Moorefield District.		Christian Literature.				Woman's Work.				Lay Activities.		
		Number of Methodist Families	Subscribers to General Organ	Subscribers to Conference Organ	Societies	Members	Raised for Local Work	Amount sent to Conference Treasurer	Number of Wesley Brothers	Members	Number in Fellowship of Stewardship	
Burlington—												
1	Burlington.	58	2	11	1	20	\$28	\$89	
2	Marvin Chapel	23	
3	Mountain Valley	20	
4	Rees Chapel.	22	2	
5	Trinity.	19	
Capon Bridge—												
6	Bethel.	19	1	2	
7	Capon Bridge	31	2	5	1	15	10	25	
8	Capon Chapel	9	1	1	
9	Central.	20	1	1	
10	Greenmount.	6	1	1	
11	North River Mills.	12	1	
12	Sedan.	20	1	2	
Cumberland—												
13	Central.	216	1	28	2	46	179	156	
Emmanuel-Flintstone.												
14	Emmanuel.	65	15	1	25	475	62	
15	Flintstone.	10	2	
16	Mt. Fairview	14	4	
17	Trinity.	158	1	27	1	40	33	167	
Elk Garden-Garrett—												
18	Barnum.	6	
19	Chestnut Grove	10	4	
20	Elk Garden	48	1	3	1	19	
21	Emoryville.	8	
22	Mt. Zion	7	
23	Shaw.	8	
24	Sulphur.	20	
25	Vindex.	10	

TABLE No. 2—CHURCH PAPERS TAKEN, WOMAN'S WORK, LAY ACTIVITIES, EPWORTH LEAGUES AND SUNDAY SCHOOLS.

Local Church Schools.

Local Church	Boards of Ch. Education	Number of Church Schools	Officers and Teachers	Scholars in Children's Division	Scholars in Young People's Division	Scholars in Adult Division	Total Enrollment including Officers and Teachers	Churches Having Vacation Schools	Number of Scholars Joining the Church	Number Taking Training Courses	Number of Adult Classes	Raised on Church School Day	Raised for Missions	Raised for All Other Purposes
1	1	1	10	33	11	20	74	1	1	2	4	\$23	\$25
2
3
4	1	1	10	11	30	15	66	10	2	3	15	15
5	1	1	5	30	12	17	64	9	1	4	8
6	1	1	8	15	22	55	100	1	25
7	1	1	10	18	38	91	157	1	2	35	150
8
9	1	1	6	12	28	71	117	1	15
10
11	1	1	4	10	15	34	63	1	10
12
13	1	1	29	67	70	94	260	11	2	3	450	304
14	1	1	14	100	30	34	178	15	5	2	157	214
15
16
17	1	1	32	106	97	136	381	40	10	6	639	306
18
19	7	15	12	8	42	12	2	37
20	7	48	12	23	90	2	127
21	5	17	16	12	50	1	36
22	7	20	20	13	60	1	9
23	5	40	27	18	90	1	51
24	8	10	37	22	77	15	1	54
25	6	15	15	10	46	1	63	39

TABLE No. 2—CHURCH PAPERS TAKEN, WOMAN'S WORK, LAY ACTIVITIES, EPWORTH LEAGUES AND SUNDAY SCHOOLS.

Local Church Schools.

	Local Church Boards of Ch. Education	Number of Church Schools	Officers and Teachers	Scholars in Children's Division	Scholars in Young People's Division	Scholars in Adult Division	Total Enrollment including Officers and Teachers	Churches Having Vacation Schools	Number of Scholars Joining the Church	Number Taking Training Courses	Number of Adult Classes	Raised on Church School Day	Raised for Missions	Raised for All Other Purposes
26	1	1	9	13	12	15	49	1	1	2	1	7	18	33
27	1	1	16	36	19	22	93	1	14	7	1	7	38	203
28	1	1	17	62	51	86	216	1	43	7	3	7	38	177
29	1	1	6	12	21	33	72	1	2	4	1	7	18	46
30	1	1	16	62	50	50	178	1	1	4	4	4	110	203
31	1	1	15	21	41	40	117	1	3	2	2	3	25	95
32	1	1	8	8	16	15	47	1	1	1	1	1	8	15
33	1	1	9	9	26	23	78	1	1	1	1	2	10	30
34	1	1	8	30	40	20	98	1	3	1	1	2	11	45
35	1	1	12	60	20	30	122	1	5	1	2	3	270	270
36	1	1	8	30	35	30	103	1	2	1	2	3	11	33
37	1	1	5	10	20	25	60	1	3	1	1	1	2	20
38	1	1	5	20	25	24	74	1	3	1	1	1	2	20
39	1	1	8	18	25	24	75	1	18	1	1	1	3	38
40	1	1	5	14	18	15	52	1	1	1	1	1	6	7
41	1	1	10	20	15	20	65	1	1	1	1	1	2	42
42	1	1	9	9	24	9	51	1	1	1	1	1	2	10
43	1	1	3	4	8	6	21	1	1	1	1	1	1	12
44	1	1	11	35	15	33	94	1	1	1	1	1	15	57
45	1	1	5	12	10	24	51	1	1	1	1	1	1	15
46	1	1	9	25	18	22	74	1	1	1	1	2	15	45

TABLE No. 2—CHURCH PAPERS TAKEN, WOMAN'S WORK, LAY ACTIVITIES, EPWORTH LEAGUES AND SUNDAY SCHOOLS.

		Christian Literature.			Woman's Work.				Lay Activities.			
		Number of Methodist Families	Subscribers to General Organ	Subscribers to Conference Organ	Number of Societies	Members	Raised for Local Work	Amount sent to Conference	Number of Wesley Brother-hoods	Members	Number in Fellowship of Steward-ship	
Moorefield District—Continued												
51	Hardy—											
52	Asbury	57	•••	6	1	8	4	1	•••	•••	•••	•••
53	Cove	44	•••	1	1	15	25	1	•••	•••	•••	•••
54	Lost River	87	1	10	2	24	100	12	•••	•••	•••	•••
55	Mt. Olive	23	•••	2	1	15	6	1	•••	•••	•••	•••
56	Pine Grove	63	•••	1	1	10	4	1	•••	•••	•••	•••
57	Highlands—											
58	Central	47	2	18	1	16	25	138	•••	•••	•••	•••
59	Dry Run	•••	•••	2	•••	•••	•••	•••	•••	•••	•••	•••
60	Hightown	26	•••	5	•••	•••	•••	•••	•••	•••	•••	•••
61	New Church	27	•••	8	•••	•••	•••	•••	•••	•••	•••	•••
62	Union Chapel	11	•••	4	•••	•••	•••	•••	•••	•••	•••	•••
63	Keyser	280	1	20	1	30	24	113	•••	•••	•••	•••
64	Lisbonburg—											
65	Grace	29	1	3	1	16	50	10	•••	•••	•••	•••
66	Mercy Chapel	24	•••	4	•••	•••	•••	•••	•••	•••	•••	•••
67	State Line	31	•••	3	•••	•••	•••	•••	•••	•••	•••	•••
68	Trinity Chapel	25	•••	1	•••	•••	•••	•••	•••	•••	•••	•••
69	Union Chapel	8	•••	1	•••	•••	•••	•••	•••	•••	•••	•••
70	McDowell—											
71	Bethel	17	•••	2	•••	•••	•••	•••	•••	•••	•••	•••
72	Doe Hill	43	•••	9	1	14	•••	26	•••	•••	•••	•••
73	McDowell	58	1	12	1	15	5	54	•••	•••	•••	•••
74	McKendree	32	•••	4	•••	•••	•••	•••	•••	•••	•••	•••
75	New Salem	25	•••	2	1	7	•••	10	•••	•••	•••	•••
76	Totten	33	•••	4	•••	•••	•••	•••	•••	•••	•••	•••
77	Monteray—											
78	Monteray	69	•••	24	1	45	35	286	•••	•••	•••	•••
79	Rehoboth	25	•••	5	•••	•••	•••	•••	•••	•••	•••	•••

TABLE No. 2—CHURCH PAPERS TAKEN, WOMAN'S WORK, LAY ACTIVITIES, EPWORTH LEAGUES AND SUNDAY SCHOOLS.

Local Church Schools.

	Local Church Boards of Ch. Education	Number of Church Schools	Officers and Teachers	Scholars in Children's Division	Scholars in Young People's Division	Scholars in Adult Division	Total Enrollment including Officers and Teachers	Churches Having Vacation Schools	Number of Scholars joining the Church	Number Taking Training Courses	Number of Adult Classes	Raised on Church School Day	Raised for Missions	Raised for All Other Purposes
51	1	1	10	33	12	20	75	3	12	118
52	1	1	5	11	13	21	50	3	...	43
53	1	1	6	20	10	12	48	1	5	7	48	83
54	1	1	9	12	23	18	62	6	40
55	1	1	7	9	40	11	67	70
56	1	1	13	35	40	31	119	1	...	23	2	4	25	72
57	4	2	1	...	10	...
58	1	1	7	22	19	24	72	6	2	19
59	1	1	8	19	30	24	81	1	23
60	1	1	8	25	18	26	77	1	...	3	39
61	1	1	49	224	130	146	549	1	21	25	3	18	190	792
62	1	1	7	24	21	23	75	...	1	...	1	1	20	36
63	1	1	8	29	18	16	71	...	1	3	1	2	31	59
64	1	1	7	30	20	20	77	1	1	2	14	19
65	1	1	7	21	12	15	55	...	5	...	1	1	17	22
66
67
68	1	1	8	28	20	25	81	1	3	10	3	5	...	65
69	1	1	13	19	11	29	72	1	3	8	2	5	...	74
70	1	1	9	21	12	18	60	1	1	37
71	1	1	5	27	1	13	46	1	1	15
72	1	1	7	21	24	14	66	...	13	1	1	39
73	1	1	17	35	80	47	180	1	6	14	3	7	164	192
74

TABLE No. 2—CHURCH PAPERS TAKEN, WOMAN'S WORK, LAY ACTIVITIES, EPWORTH LEAGUES AND SUNDAY SCHOOLS.

Moorefield District—Continued		Christian Literature.			Woman's Work.				Lay Activities.			
		Number of Methodist Families	Subscribers to General Organ	Subscribers to Conference Organ	Number of Societies	Members	Raised for Local Work	Amount sent to Conference Treasurer	Number of Wesley Brothers	Members	Number in Fellowship of Stewardship	
75	Seybert Chapel	10	1
76	Trinity	14	2
Moorefield—												
77	Bakers Chapel	35	5
78	Bass	18
79	Duffy Memorial	200	25	1	75	100
80	Harpers Chapel	5
81	Oak Grove	25	1
82	Old Fields	18	1
83	Zion	20	2
Morgan—												
84	Bethel	7	1
85	Great Cacapon	8	2
86	Greenwood	25	2
87	Mt. Olive	20	5
88	Oakland	23	1
89	Salem	18	1
Petersburg—												
90	Petersburg	20	1	21	47
91	Marvin	1
92	Sites	2
Piedmont—												
93	Beryl	10
94	Firm Rock	4
95	St. John's	86	1	34	125
Romney—												
96	Ebenezer	75	2
97	Fairview	30	3
98	Romney	155	28	1	60	203

TABLE No. 2.—CHURCH PAPERS TAKEN, WOMAN'S WORK, LAY ACTIVITIES, EPWORTH LEAGUES AND SUNDAY SCHOOLS.

Local Church Schools.

	Local Church Boards of Ch. Education	Number of Church Schools	Officers and Teachers	Scholars in Children's Division	Scholars in Young People's Division	Scholars in Adult Division	Total Enrollment including Officers and Teachers	Churches Having Week-Day Meetings with Children	Churches Having Vacation Schools	Number of Scholars Joining the Church	Number Taking Training Courses	Number of Adult Classes	Raised on Church School Day	Raised for Missions	Raised for All Other Purposes
75	1	1	6	14	22	19	61	1	6
76	1	1	7	8	10	20	45	2	1	1	5
77	1	1	10	40	30	50	130	2	2	50
78	..	1	4	15	12	10	41	1	10
79	1	1	25	100	60	115	300	..	1	15	7	4	..	116	168
80
81	..	1	5	15	10	10	40	7	..	1	20
82	..	1	3	10	10	10	33	1	5
83	..	1	4	8	..	16	28	1	15
84	..	1	6	14	4	12	36	1	..	2	26
85
86	..	1	9	20	31	20	80	6	1	..	8	85
87	..	1	10	34	25	34	110	6	1	4	6	35
88	..	1	9	20	15	22	66	2	1	2	4	25
89	..	1	5	30	22	25	82	1	1	..	3	48
90	1	1	18	62	43	15	165	..	1	1	1	4	5	10	355
91	..	1	6	13	..	15	28	2	..	1	32
92	..	1	6	24	15	30	69	..	1	6	..	1	42
93
94
95	1	1	25	101	49	78	253	..	1	12	12	4	..	490	314
96	1	1	12	14	30	35	91	1	4	..	20	65
97	1	1	6	35	22	25	88	25	1	1	5	30	30
98	1	1	30	74	94	67	265	..	1	5	5	1	7	114	300

TABLE No. 2—CHURCH PAPERS TAKEN, WOMAN'S WORK, LAY ACTIVITIES, EPWORTH LEAGUES AND SUNDAY SCHOOLS.

Moorefield District—Continued		Christian Literature.			Woman's Work.				Lay Activities.		
		Number of Methodist Families	Subscribers to General Organ	Subscribers to Conference Organ	Number of Societies	Members	Raised for Local Work	Amount sent to Conference Treasurer	Number of Wesley Brothers	Members	Number in Fellowship of Stewardship
Ridgeley-Mt. Pleasant—											
99	Beans Cove	9 6
100	Mt. Pleasant	20
101	Oakdale	12
102	Ridgeley	98 1 9 1 12 39
Springfield-Augusta—											
103	Augusta	20 1
104	Forest Glen	25 5
105	Green Spring	10 1
106	Hotts Chapel	50 6 1 17 9
107	Mt. Zion	15 1
108	Springfield	45 1 10
Wardensville—											
109	Marvin Chapel	13
110	Mountain View	25
111	Shiloh	8
112	Star Tannery	9 5
113	Wardensville	50 2 1 36 36
Total		3,724	47	517	32	700	\$2,227	\$1,823	1	15

TABLE No. 2—CHURCH PAPERS TAKEN, WOMAN'S WORK, LAY ACTIVITIES, EPWORTH LEAGUES AND SUNDAY SCHOOLS.

Local Church Schools.

Local Church	Boards of Ch. Education	Number of Church Schools	Officers and Teachers	Scholars in Children's Division	Scholars in Young People's Division	Scholars in Adult Division	Total Enrollment including Officers and Teachers	Churches Having Week-Day Meetings with Children	Churches Having Vacation Schools	Number of Scholars Joining the Church	Number Taking Training Courses	Number of Adult Classes	Raised on Church School Day	Raised for Missions	Raised for All Other Purposes
99	1	1	9	21	30	17	77	1	5	1	4	17	127
100	1	1	6	16	8	12	42	1	25
101	1	1	21	130	74	71	296	...	1	6	8	2	...	261	254
102	...	1	7	21	...	16	44	1	23
103	...	1	8	28	25	40	101	1	1	17	74
104	...	1	7	60	20	15	101	4	1	2	41
105	...	1	23	60	22	15	120	1	4	48
106	...	1
107	...	1	9	40	29	11	89	7	1	20	64
108	...	1	4	17	18	12	51	1
109	...	1	7	16	23	23	69	6	2	13	8
110	...	1	57
111	...	1	2	12	1	6	21	1
112	...	1	7	31	29	30	97	...	1	...	2	26	6
113	1	1	98
	58	90	893	2,852	2,338	2,717	8,817	1	19	371	199	115	\$197	\$3,319	\$7,149

TABLE No. 9—FINANCE.

	Presiding Elder.		F preacher in Charge.		District Work.		General and Conference Work.	
	Appor- tioned.	Paid.	Appor- tioned.	Paid.	Appor- tioned.	Paid.	Assumed	Paid.
Moorefield District.								
1	\$50	\$55	\$600	\$630	\$2	\$2	\$125	\$135
2	8	5	75	40	20	10
3	8	6	75	65	20	15
4	26	27	300	315	1	1	50	55
5	7	5	50	50	10	10
	98	98	1,100	1,100	3	3	225	225
Total.....								
6	10	10	101	101	1	1	19	19
7	30	30	321	321	1	1	65	65
8	7	7	82	82	1	1	14	14
9	10	10	100	100	1	1	19	19
10	9	9	89	89	11	11
11	7	7	82	82	12	12
12	12	12	100	100	35	35
	85	85	875	875	4	4	175	175
Total.....								
Cumberland—								
13	255	255	2,500	2,500	6	6	700	700
Central—F. B. Wyand.....								
Emmanuel—Flintstone—Allan Gillis.....								
14	80	80	1,300	1,300	4	4	350	350
15	13	13	162	162	25	25
16	12	12	163	163	25	25
	105	105	1,625	1,625	4	4	400	400
Total.....								
17	230	230	2,300	2,300	6	6	850	850
Trinity—J. H. Brown.....								
Elk Garden—Garrett—L. E. Saville.....								
18	5	2	70	26	21	9
19	12	12	150	150	51	51
20	20	20	210	210	5	5	61	61
21	6	6	50	50	22	22
22	6	6	71	71	16	16

Financial Exhibit—Raised During the Year.

	Golden Cross	Hospitals	Superannuate Endowment	Superannuate Homes	Orphanages	Churches and Parsonages	Insurance Premiums	Incidentals	All Other Purposes	Total Amount Raised by Woman's Missionary Societies	Total Amount Raised by Brotherhoods	Total Amount Raised by Church Schools	Total	Less Items Reported Twice	Grand Total for Year
1	\$300	\$16	\$32	..	\$117	..	\$48	\$1,335	\$23	\$1,312
2	55	..	55
3	100	12	23	30	86	..	86
4	3	12	563	15	548
5	400	28	58	..	117	..	90	80	4	76
6	75	25	181	..	181
7	25	18	20	..	35	..	185	755	35	720
8	30	124	..	124
9	10	15	175	..	175
10	10	119	..	119
11	10	10	121	..	121
12	25	7	25	204	..	204
13	50	25	195	..	35	1,679	35	1,644
14	250	75	..	271	385	..	769	5,171	360	4,811
15	1,871	35	82	300	537	..	371	4,936	636	4,300
16	200	..	200
17	6	35	82	300	537	..	371	200	..	200
18	1,871	5,336	636	4,700
19	1,479	..	942	..	200	..	958	7,008	639	6,369
20	37	..	37
21	16	16	39	37	289	39	250
22	11	127	455	30	425
	32	125	10	115
	9	102	..	102

TABLE No. 3—FINANCE.

Moorefield District—Continued		Presiding Elder.		Preacher in Charge.		District Work.		General and Conference Work.	
		Appor- tioned.	Paid.	Appor- tioned.	Paid.	Appor- tioned.	Paid.	Assumed.	Paid.
23	Shaw	10	6	106	73	31	23	
24	Sulphur	7	7	93	93	31	31	
25	Vindex	12	12	150	150	27	12	
	Total	78	71	900	823	5	260	225	
26	Fort Ashby—L. K. Knowles (III)	
27	Centenary	12	12	105	105	20	20	
28	Mt. Olive	27	27	250	250	70	71	
29	St. Paul	36	36	335	335	3	107	109	
30	Trinity	17	17	160	160	40	40	
	Wesley Chapel	17	17	160	160	40	40	
	Total	92	92	850	850	3	237	240	
31	Franklin—J. W. Seay	
32	Brandywine	11	11	97	97	1	35	35	
33	Franklin	90	90	875	875	2	310	310	
34	Mt. Zion	35	35	350	350	2	60	60	
35	New Bethel	16	16	155	155	55	55	
36	Sugar Grove	16	16	148	148	55	55	
	Upper Tract	10	10	125	125	35	35	
	Total	178	178	1,750	1,750	5	550	550	
37	Frostburg—Charles Brady	
38	Emmanuel	20	20	200	200	1	40	5	
	Grace	72	40	500	430	2	70	70	
	Total	92	60	700	630	3	110	75	
39	Gainsboro—E. G. Helmintoller	
40	Gainsboro	21	21	168	168	1	55	55	
41	Old Bethel	13	13	90	90	1	33	33	
42	Pine Grove	16	16	160	160	1	50	50	
43	Redland	13	13	91	91	35	35	
	Wesley Chapel	12	12	91	91	35	35	
	Total	75	75	600	600	3	208	208	

Financial Exhibit—Raised During the Year.

	Golden Cross	Hospitals	Supernatant Endowment	Supernatant Homes	Orphanages	Churches and Parsonages	Insurance Premiums	Incidentals	All Other Purposes	Total Amount Raised by Women's Missionary Societies	Total Amount Raised by Brotherhoods	Total Amount Raised by Church Schools	Total	Less Items Reported Twice	Grand Total for Year
23	2	51	155	12	143
24	100	54	285	13	272
25	6	116	..	11	..	16	39	39	213	..	213
26	39	349	1,661	104	1,557
27	8	40	52	..	33	262	40	222
28	5	114	..	221	696	8	688
29	81	..	57	..	193	..	215	1,029	..	1,029
30	8	121	..	57	..	359	..	64	281	..	281
31	60	10	533	2,268	48	2,220
32	18	180	58	..	200	139	214	..	214
33	12	100	50	..	317	..	2,189	110	2,079
34	1	15	732	..	123	..	714	18	714
35	4	70	15	..	24	..	281	8	273
36	80	47	..	35	..	42	..	417	10	407
37	35	505	105	..	20	270	..	270
38	5	10	..	5	330	139	..	506	4,103	146	3,957
39	5	40	16	40	25	..	40	..	311	30	281
40	10	50	16	45	75	..	100	118	818	118	700
41	16	15	100	..	140	140	1,139	148	991
42	16	5	8	..	44	..	328	11	317
43	6	5	5	..	20	..	184	..	184
44	6	10	10	12	270	2	268
45	77	4	15	5	50	290	12	278
46	2	5	5	10	161	3	158
47	93	35	50	33	186	1,233	28	1,205

TABLE No. 3—FINANCE.

	Presiding Elder.		Frencher in Charge.		District Work.		General and Conference Work.	
	Appor- tioned.	Paid.	Appor- tioned.	Paid.	Appor- tioned.	Paid.	Assumed	Paid.
Hampshire—S. C. Stickleby								
44	18	18	150	150	1	1	30	30
45	15	11	135	105	1	1	25	25
46	7	7	50	50			10	10
47	33	33	285	285	1	1	60	70
48	17	11	130	94			25	15
49				22				10
50	28	28	245	245	1	1	50	50
	118	108	995	951	4	4	200	210
Hardy—Charles M. Ambrose								
51	26	26	229	235	1	1	90	90
52	11	11	94	94			40	41
53	40	40	537	543	1	1	165	165
54	6	7	40	51			15	16
55	12	12	100	100	1	1	40	40
	95	96	1,000	1,023	3	3	350	352
Highland—L. H. Greenwood								
56	65	65	570	570	4	4	150	150
57				2				
58	30	30	270	270			75	75
59	30	30	270	270			50	50
60	10	10	90	90			10	10
	135	135	1,200	1,202	4	4	285	285
61	265	265	2,500	2,500	6	6	1,050	1,050
Listonburg—V. R. Gillum								
62	15	15	129	129	1	1	30	35
63	25	25	225	225	1	1	40	50
64	15	15	139	139	1	1	20	26
65	15	15	130	130			20	24
66	5	5	77	77			15	15
	75	75	700	700	3	3	125	150

Financial Exhibit—Raised During the Year.

Golden Cross	Hospitals	Supernnate Endowment	Supernnate Homes	Orphanages	Churches and Parsonages	Insurance Premiums	Incidentals	All Other Purposes	Total Amount Raised by Missionary Societies	Total Amount Raised by Brotherhoods	Total Amount Raised by Church Schools	Total	Less Items Reported Twice	Grand Total for Year
44	4	100	1	48	352	6	346
45	2	90	10	12	256	2	254
46	4	25	12	108	..	108
47	6	80	28	36	50	72	661	15	646
48	1	20	1	15	157	..	157
49	32	..	32
50	1	10	1	15	5	60	416	15	401
51	18	325	41	51	55	219	1,982	38	1,944
52	3	70	8	3	..	90	526	3	523
53	3	19	15	..	8	191	3	188
54	7	50	9	96	..	117	1,028	7	1,021
55	50	2	..	30	156	..	156
56	13	189	17	3	..	40	196	..	196
57	16	14	5	250	4	119	..	285	2,097	13	2,084
58	163	..	101	1,342	48	1,294
59	180	..	25	10	29	589	15	574
60	60	23	20	30	23	483	12	471
61	16	324	5	10	42	262	..	262
62	50	1,755	70	305	44	163	..	195	2,678	75	2,603
63	3	105	40	979	150	137	..	792	7,754	375	7,379
64	5	..	8	75	..	57	385	23	362
65	3	..	4	92	481	36	445
66	4	60	35	223	17	206
67	2	40	273	21	252
68	17	165	52	75	99	..	99
69	224	1,461	97	1,364

TABLE No. 3—FINANCE.

Moorefield District—Continued	Presiding Elder.		Preacher in Charge.		District Work.		General and Conference Work.	
	Appor- tioned.	Paid.	Appor- tioned.	Paid.	Appor- tioned.	Paid.	Assumed	Paid.
McDowell—C. W. Paskell								
67 Bethel.....	9	9	86	93	1	1	22	22
68 Doe Hill.....	32	32	289	289	1	1	73	73
69 McDowell.....	36	36	330	330	1	1	82	82
70 McKendree.....	20	20	180	173			45	45
71 New Salem.....	12	12	110	110			27	27
72 Totten.....	23	23	205	205	1	1	51	51
Total.....	132	132	1,200	1,200	4	4	300	300
Monteray—J. H. Light								
73 Monteray.....	115	115	1,115	1,115	5	5	384	384
74 Rehoboth.....	26	26	274	274			55	55
75 Seybert Chapel.....	9	9	101	101			7	7
76 Trinity.....	10	10	110	110			14	14
Total.....	160	160	1,600	1,600	5	5	460	460
Moorefield—R. E. Musser								
77 Bakers Chapel.....	30	27	300	280			70	70
78 Bass.....			15	15			10	10
79 Duffy Memorial.....	125	125	1,505	1,505	6	6	605	605
80 Harpers Chapel.....			10	7			10	10
81 Oak Grove.....	20	20	100	94			50	50
82 Old Fields.....	5	5	30	30			20	20
83 Zion.....	5	5	40	40			35	35
Total.....	180	177	2,000	1,971	6	6	800	776
Morgan—J. L. Robertson (III)								
84 Bethel.....	13	13	130	130			16	16
85 Great Cacapon.....	14	14	115	115			15	15
86 Greenwood.....	18	18	210	210	1	1	55	55
87 Mt. Olive.....	18	18	205	205	1	1	53	53

Financial Exhibit—Raised During the Year.

	Golden Cross	Hospitals	Superannuate Endowment	Superannuate Homes	Orphanages	Churches and Parsonages	Insurance Premiums	Incidentals	All Other Purposes	Total Amount Raised by Woman's Missionary Societies	Total Amount Raised by Brotherhoods	Total Amount Raised by Church Schools	Total	Less Items Reported Twice	Grand Total for Year
67	4	2	9	70	131	..	131
68	21	20	5	26	..	79	541	10	531
69	15	219	16	59	..	37	842	21	821
70	5	52	15	332	7	325
71	4	10	..	39	182	1	181
72	12	5	3	240	339	..	339
73	61	302	16	..	17	95	..	363	2,367	39	2,328
74	50	..	34	66	777	321	3,230	163	3,067
75	6	75	436	..	436
76	3	75	13	208	7	201
77	2	12	19	167	14	153
78	61	..	34	66	939	321	..	395	4,041	184	3,857
79	10	100	..	18	50	555	..	555
80	3	10	38	..	38
81	67	900	62	461	..	175	..	284	4,190	116	4,074
82	7	..	7
83	40	20	224	..	224
84	45	5	86	..	86
85	75	15	170	..	170
86	77	1,163	62	479	..	175	..	384	5,270	116	5,154
87	2	12	9	45	227	..	227
88	1	20	8	173	..	173
89	3	800	11	65	1,223	..	1,223
90	3	100	18	40	488	..	488

TABLE No. 3—FINANCE.

		Presiding Elder.		Preacher in Charge.		District Work.		General and Conference Work.	
		Appointed.	Paid.	Appointed.	Paid.	Appointed.	Paid.	Assumed.	Paid.
Moorefield District—Continued									
88	Oakland	18	18	210	210	1	1	50	50
89	Salem	14	14	155	155	3	3	40	40
	Total	95	95	1,025	1,025	3	3	229	229
90	Petersburg—W. M. Reynolds	100	100	1,000	1,000	3	3	275	275
91	Petersburg	6	6	70	80				10
92	Marvin	6	6	40	43				
	Sites	6	6	1,110	1,123	3	3	275	285
	Total	112	112						
93	Piedmont—R. L. Moore				30				
94	Beryl				20				
95	Firm Rock								
	St. John's	166	166	1,400	1,400	4	4	670	670
	Total	166	166	1,400	1,450	4	4	670	670
96	Romney—E. T. Harrison	20	20	275	275	1	1	90	90
97	Ebenezer	10	10	165	165	1	1	55	55
98	Fairview	142	142	1,160	1,160	3	3	425	425
	Romney	172	172	1,600	1,600	5	5	570	570
	Total	172	172						
99	Ridgeley—Mt. Pleasant—L. W. Darst	5	5	75	75			10	10
100	Beans Cove	15	15	275	275			40	40
101	Mt. Pleasant			75	38				
102	Oakdale								
	Ridgeley	85	85	1,080	1,080	3	3	250	250
	Total	105	105	1,505	1,468	3	3	300	300

Financial Exhibit—Raised During the Year.

	Golden Cross	Hospitals	Superannate Endowment	Superannate Homes	Orphanages	Churches and Parsonages	Insurance Premiums	Incidentals	All Other Purposes	Total Amount Raised by Women's Missionary Societies	Total Amount Raised by Brotherhoods	Total Amount Raised by Church Schools	Total	Less Items Reported Twice	Grand Total for Year
88	2	2,000	12	250	70	2,613	..	2,613
89	1	1	47	10	10	44	321	..	321
90	12	12	2,979	68	365	269	5,045	..	5,045
91	20	20	275	22	..	50	152	..	355	2,252	125	2,127
92	2	2	7	32	137	..	137
93	5	10	42	106	..	106
94	287	22	..	60	152	..	429	2,495	125	2,370
95	30	..	30
96	4	5	29	..	29
97	26	26	500	45	211	200	175	..	830	4,227	500	3,727
98	26	26	500	49	216	200	175	..	830	4,286	500	3,786
99	5	5	50	9	10	75	85	620	32	588
100	7	7	45	..	5	132	30	480	30	450
101	13	13	60	121	300	180	641	..	414	3,459	114	3,345
102	25	25	155	180	345	387	641	..	559	4,559	176	4,383
	2	2	102	..	102
	6	10	10	148	504	11	493
	5	25	68	..	68
	3	3	1,500	61	240	268	39	..	515	4,044	250	3,794
	3	3	1,500	67	265	280	39	..	688	4,718	261	4,457

TABLE No. 3—FINANCE.

Moorefield District—Continued		Presiding Elder.		Preacher in Charge.		District Work.		General and Conference Work.	
		Appor- tioned.	Paid.	Appor- tioned.	Paid.	Appor- tioned.	Paid.	Assumed	Paid.
103	Springfield—Augusta—W. P. Good								
104	Augusta	12	7	125	90	15	15
105	Forest Glen	19	19	160	160	40	44
106	Green Spring	14	14	147	147	10	13
107	Hotts Chapel	21	21	250	250	50	50
108	Mt. Zion	12	10	90	70	10	10
	Springfield	35	35	285	285	75	80
	Total	113	106	1,057	1,002	200	212
109	Wardensville—G. M. Bell								
110	Marvin Chapel	9	5	69	46	10	10
111	Mountain View	22	20	188	178	40	46
112	Shiloh	10	9	90	74	20	21
113	Star Tannery	14	12	116	100	20	20
	Wardensville	33	28	287	242	90	93
	Total	88	74	750	640	180	190
	Total	\$3,299	\$3,227	\$32,842	\$32,508	\$102	\$102	\$9,709	\$9,687

Financial Exhibit—Raised During the Year.

Golden Cross	Hospitals	Superannate Endowment	Superannate Homes	Orphanages	Churches and Parsonages	Insurance Premiums	Incidentals	All Other Purposes	Total Amount Raised by Woman's Missionary Societies	Total Amount Raised by Brotherhoods	Total Amount Raised by Church Schools	Total	Less Items Reported Twice	Grand Total for Year
103 \$1	2	45	2	23	185	..	185
104 1	5	..	6	96	7	91	429	..	429
105 1	3	22	5	43	248	..	248
106 2	3	..	3	120	4	27	..	52	532	..	532
107	2	..	6	62	1	161	..	161
108 3	6	..	35	57	12	27	..	84	602	..	602
8	21	..	50	402	31	27	..	298	2,157	..	2,157
109	2	3	8	74	..	74
110	3	..	3	5	70	326	..	326
111	3	107	..	107
112	2	4	6	144	..	144
113	7	36	..	188	..	124	874	..	874
..	12	51	..	188	..	208	1,525	..	1,525
\$8	\$552	\$14,734	\$1,012	\$4,934	\$3,197	\$4,045	\$59	\$10,097	\$84,142	\$4,869	\$79,773

TABLE No. 1—MEMBERSHIP, CHURCH PROPERTY AND INSURANCE.

		Membership.									
		Members Reported Last Year.	Local Preachers.	Additions on Profession of Faith.	Additions by Certificate and Otherwise.	Removals by Death and Otherwise.	Total Membership Including Local Preachers.	Number Licensed to Preach.	Infants Baptized.	All Others Baptized.	
Roanoke District—Continued											
25	Engle Rock—										
26	Bethel.....	51	...	7	...	2	56	7	
27	Eagle Rock.....	116	...	1	2	3	118	
28	Glen Wilton.....	116	...	6	3	1	117	1	
29	Kings Chapel.....	28	35	3	
30	Shiloh.....	82	2	80	
Elliston-Shawsville—											
31	Alleghany.....	66	...	1	67	1	
32	Elliston.....	27	...	2	6	2	33	
33	Lafayette.....	124	...	1	...	3	122	1	
34	Shawsville.....	93	...	1	4	2	96	
Fincastle—											
35	Ebenezer.....	113	...	3	...	10	106	3	
36	Fincastle.....	172	...	10	6	36	152	10	
37	Mt. Pleasant.....	75	2	73	
New Castle—											
38	Pierce Chapel.....	71	2	13	60	
39	Bethel.....	61	7	...	68	
40	Cedar Grove.....	20	20	
41	Hebron.....	37	...	1	38	1	
42	New Castle.....	157	...	11	4	9	163	11	
43	Oriskany.....	88	1	87	
44	Salem.....	52	52	
Pembroke-Newport—											
45	Boyd's Chapel.....	47	14	33	
46	Mt. Lebanon.....	226	...	37	...	75	188	37	
47	Mt. Olivet.....	54	1	53	
48	Newport.....	109	109	
49	New Zion.....	
49	Pembroke.....	189	...	2	3	1	193	2	

TABLE No. 1—MEMBERSHIP, CHURCH PROPERTY AND INSURANCE.

Number of Congrega- tions in Charge.	Number of Church Buildings.	Church Property.						Insurance.					
		Value of Buildings, Equip- ment, and Land.	Indebted- ness.	Number of Parson- ages.	Value of Parson- ages, Fur- nishings, and Land.	Indebted- ness.	Value of Other Church Property.	Insurance Carried.	Churches or De- stroyed.	Parsonages Damaged or De- stroyed.	Amount of Damage.	Loss Collected	
25	1	2,500	1	
26	1	10,000	1	
27	1	2,000	1	2,200	
28	1	1,000	1	1,800	
29	1	3,000	
30	1	2,500	
31	1	2,500	
32	1	5,000	
33	1	8,000	1	6,250	
34	1	3,000	1	3,000	74	
35	1	10,000	
36	1	1,500	
37	1	1,500	
38	1	4,000	
39	1	2,500	
40	1	1,000	
41	1	4,000	1	5,000	
42	1	4,000	
43	1	1,200	
44	1	
45	1	2,500	
46	1	2,500	
47	1	5,000	1	7,000	
48	500	
49	1	8,000	1	6,000	

TABLE No. 1—MEMBERSHIP, CHURCH PROPERTY AND INSURANCE.

		Membership.									
		Members Reported Last Year.	Local Preachers.	Additions on Profession of Faith.	Additions by Certificate and Otherwise.	Removals and by Death Otherwise.	Present Total Membership Including Local Preachers.	Number Licensed to Preach.	Infants Baptized.	All Others Baptized.	
Roanoke District—Continued											
50	Roanoke—										
51	Belmont.....	1,650	...	48	17	39	1,856	...	13	36	
52	Fairview.....	195	...	7	7	3	206	...	1	7	
53	Grace.....	261	...	12	3	13	263	...	2	12	
54	Green Memorial.....	1,801	5	30	43	72	1,802	...	12	23	
55	Huntington Court.....	423	...	36	11	68	402	...	1	31	
56	Melrose.....	956	1	28	12	14	982	...	8	19	
57	Raleigh Court.....	1,022	4	70	76	25	1,143	3	4	42	
58	South Roanoke.....	332	...	11	9	20	332	7	
59	Trinity.....	644	2	32	41	15	702	...	7	22	
	West End.....	886	2	51	30	55	912	1	5	37	
Roanoke Circuit—											
60	Bent Mountain.....	78	...	1	1	4	76	1	
61	Cave Spring.....	53	...	6	1	...	60	...	1	6	
62	Locust Grove.....	78	...	6	2	5	82	6	
63	Mt. Pleasant.....	133	5	128	
Rock Bridge—											
64	Beth Horan.....	84	3	81	
65	Ellrott's Hill.....	82	8	74	
66	Mt. Zion.....	74	5	69	
67	Wesley Chapel.....	130	...	15	3	...	148	
68	Salen.....	785	4	17	15	23	794	...	15	6	
69	Vinton.....	602	...	22	10	20	614	...	1	15	
	Total.....	15,292	26	578	377	642	15,605	5	86	420	

TABLE No. 1—MEMBERSHIP, CHURCH PROPERTY AND INSURANCE.

	Church Property.								Insurance.				
	Number of Congrega- tions in Charge.	Number of Church Buildings	Value of Buildings, Equip- ment, and Land.	Indeb- ted- ness.	Number of Parson- ages.	Value of Parson- ages, Fur- nishings, and Land.	Indeb- ted- ness.	Value of Other Church Property.	Insurance Carried.	Churches Damaged or De- stroyed.	Parsonages Damaged or De- stroyed.	Amount of Damage.	Loss Collected
50	1	1	100,000	3,300	1	10,000	70,500
51	1	1	10,000	1	6,000	9,000
52	1	1	10,000	1	25,000	500	6,000	\$38
53	1	1	192,000	1	16,300	126,100
54	1	1	18,500	1	8,000	7,500
55	1	1	77,000	23,000	1	7,000	2,000	1,000	65,000
56	1	1	82,000	46,000	1	4,500	500	56,000
57	1	1	60,000	19,400	1	6,500	4,000	29,550
58	1	2	75,000	6,000	1	4,500	61,000
59	1	1	93,600	1	6,000	61,000
60	1	1	3,000	1,000
61	1	1	4,000	1	3,000	140	1,800
62	1	1	4,000	1,000
63	1	1	6,000	3,500
64	1	1	5,000	4,000
65	1	1	3,700	400	2,000
66	1	1	2,500	1,200
67	1	1	4,000	1	4,000	5,000
68	1	2	110,000	13,400	1	10,000	51,700
69	1	1	40,000	1,000	1	6,500	31,000
	67	71	\$1,181,600	\$114,658	28	\$190,450	\$11,864	\$1,500	\$755,200	1	\$38	\$25

TABLE No. 2—CHURCH PAPERS TAKEN, WOMAN'S WORK, LAY ACTIVITIES, EPWORTH LEAGUES AND SUNDAY SCHOOLS.

Roanoke District.		Christian Literature.				Woman's Work.				Lay Activities.											
Number of Methodist Families	Number of Subscribers to General Organ	Subscribers to Conference Organ	Number of Societies	Members	Raised for Local Work	Amount sent to Conference Treasurer	Number of Wesley-Brotherhoods	Members	Number in Fellowship	Ship	Number of Subscribers to General Organ	Subscribers to Conference Organ	Number of Societies	Members	Raised for Local Work	Amount sent to Conference Treasurer	Number of Wesley-Brotherhoods	Members	Number in Fellowship	Ship	
																					Number of Methodist Families
1	Bethany—	70	4	1	20	\$10	\$30	1	20	
2	Amsterdam.	18	2
3	Asbury.	20
4	Bethany.	20
5	Bonsack.	90	13	1	28	50	18	1	16
6	Cloverdale.	20
7	Blackshurg.	190	10	8	59	275	20	2	10
8	Buchanan.	54	1	7	22	9	33	1	22
9	Andrew Chapel	91
10	Buchanan.	14
11	Jennings Creek	30	3	3
12	Lithea.	41
13	Mt. Olivet	106	2	15	42	1,619	260	1	42
14	Buena Vista	24
15	Falling Waters	26	1	1
16	St. John's	17
17	Trinity.	18
18	Wesley Chapel	12	5	5
19	Catawba	13
20	Dry Run	4
21	McDonald.	11	1	1
22	Mt. View	4
23	Mt. Union	4
24	New Hope	4
25	Shiloh.	27	1	1

(Page 194)

TABLE No. 2—CHURCH PAPERS TAKEN, WOMAN'S WORK, LAY ACTIVITIES, EPWORTH LEAGUES AND SUNDAY SCHOOLS.

Local Church Schools.															
Local Church	Boards of Ch. Education	Number of Church Schools	Officers and Teachers	Scholars in Children's Division	Scholars in Young Peoples Division	Scholars in Adult Division	Total Enrollment including Officers and Teachers	Churches Having Week-Day Meetings with Children	Churches Having Vacation Schools	Number of Scholars Joining the Church	Number Taking Training Courses	Number of Adult Classes	Raised on Church Day	Raised for Missions	Raised for All Other Purposes
1	1	1	10	48	26	33	107	1	1	26	1	2	\$1	\$25	\$101
2	1	1	7	20	15	12	54	1	..	1	..	18	52
3	1	1	8	22	15	15	60	1	..	1	..	15	48
4	1	1	12	42	30	33	117	3	..	2	..	60	167
5	1	1	10	20	18	12	60	1	1	2	..	80	80
6	1	1	24	140	160	264	588	1	1	10	5	5	13	614	670
7	1	1	12	35	18	93	28	1	2	2	2	2	12	12	38
8	1	1	15	36	25	115	191	3	2	4	..	57	207
9
10	1	1	14	39	26	38	117	3	2	5	15	61
11	1	1	10	16	37	19	82	1	1	1	5	37	144
12	1	1	31	74	83	276	13	3	3	137	616	..
13	5	12	7	17	41	15	1	6	3	14
14	1	1	7	24	26	14	71	4	1	2	14	50
15	5	19	22	12	58	4	1	4	4	40
16	20	20	20	17	63	4	1	4	4	46
17	6	37	18	20	81	4	1	4	4	46
18	1	30	113	..
19	4	8	8	40	24	2	2	18
20
21	4	22	22	12	60
22	5	15	15	20	55
23	6	53	23	22	109	6	..	1	15	73	..

(Page 195)

TABLE No. 2—CHURCH PAPERS TAKEN, WOMAN'S WORK, LAY ACTIVITIES, EPWORTH LEAGUES AND SUNDAY SCHOOLS.

Roanoke District.		Christian Literature.				Woman's Work.				Lay Activities.										
Number of Methodist Families	Number of Subscribers to General Organ	Subscribers to Conference Organ	Number of Societies	Members	Raised for Local Work	Amount sent to Conference Treasurer	Number of Wesley-Brotherhoods	Members	Number in Fellowship	Ship	Number of Subscribers to General Organ	Subscribers to Conference Organ	Number of Societies	Members	Raised for Local Work	Amount sent to Conference Treasurer	Number of Wesley-Brotherhoods	Members	Number in Fellowship	Ship
1	Bethany—	70	4	1	20	\$10	\$30	1	20
2	Amsterdam.	18	2
3	Asbury.	20
4	Bethany.	20
5	Bonsack.	90	13	1	28	50	18	1	16
6	Cloverdale.	20
7	Blackshurg.	190	10	8	59	275	272	2	59
8	Buchanan.	54	1	7	22	9	33	1	22
9	Andrew Chapel	91
10	Buchanan.	14
11	Jennings Creek	30	3	7	14	44	..	1	30
12	Lithea.	41
13	Mt. Olivet	106	2	15	42	1,619	260	1	42
14	Buena Vista	24
15	Falling Waters	26	1	2
16	St. John's	17
17	Trinity.	18
18	Wesley Chapel	12	5	1
19	Catawba	13
20	Catawba.	13
21	Dry Run.	4	1	1
22	McDonald.	11
23	Mt. View	4
24	Mt. Union	4
25	New Hope	4
26	Shiloh.	27	1	1

(Page 194)

TABLE No. 2—CHURCH PAPERS TAKEN, WOMAN'S WORK, LAY ACTIVITIES, EPWORTH LEAGUES AND SUNDAY SCHOOLS.

Local Church Schools.															
Local Church	Boards of Ch. Education	Number of Church Schools	Officers and Teachers	Scholars in Children's Division	Scholars in Young Peoples Division	Scholars in Adult Division	Total Enrollment including Officers and Teachers	Churches Having Week-Day Meetings with Children	Churches Having Vacation Schools	Number of Scholars Joining the Church	Number Taking Training Courses	Number of Adult Classes	Raised on Church Day	Raised for Missions	Raised for All Other Purposes
1	1	1	10	48	26	33	107	1	1	26	1	2	\$1	\$25	\$101
2	1	1	7	20	15	12	54	1	..	1	..	18	52
3	1	1	8	22	15	15	60	2	..	1	..	15	48
4	1	1	12	42	30	33	117	3	..	2	..	60	167
5	1	1	10	20	18	12	60	1	1	10	..	2	..	30	80
6	1	1	24	140	160	264	588	1	1	10	5	5	13	614	670
7	1	1	12	35	18	93	28	1	2	2	2	2	12	12	38
8	1	1	15	36	25	115	191	3	2	4	..	57	207
9
10	1	1	14	39	26	38	117	3	2	5	15	61
11	1	1	10	16	37	19	82	1	1	1	5	15	19
12	1	1	31	74	83	276	13	3	3	137	144	144
13	5	12	7	17	41	1	15	1	6	37	616
14	1	1	7	24	26	14	71	4	1	3	3	14
15	5	19	22	12	58	4	1	2	4	50
16	20	20	20	17	63	4	1	4	4	40
17	6	37	18	20	81	4	1	4	4	46
18	1	30	113	..
19	4	8	8	40	24	2	2	18
20
21	4	22	22	12	60
22	5	15	15	20	55
23	6	53	23	22	109	6	..	1	15	25	73

(Page 195)

TABLE No. 2—CHURCH PAPERS TAKEN, WOMAN'S WORK, LAY ACTIVITIES, EPWORTH LEAGUES AND SUNDAY SCHOOLS.

Roanoke District—Continued		Christian Literature.			Woman's Work.				Lay Activities.			
		Number of Methodist Families	Subscribers to General Organ		Subscribers to Conference Organ	Number of Societies	Members	Raised for Local Work	Amount sent to Conference	Number of Wesley Brother-hoods	Members	Number in Fellowship of Steward-ship
			Number of	Subscribers to General								
24	Christiansburg.	152	20	8	1	84	282	143	
	Eagle Rock—											
25	Bethel.	16	..	3	
26	Eagle Rock	47	1	8	1	20	84	56	
27	Glen Wilton	37	..	3	1	26	37	40	
28	Kings Chapel	12	
29	Shiloh.	14	..	2	
	Elliston-Shawville—											
30	Alleghany.	27	..	3	
31	Elliston.	22	..	2	
32	Lafayette.	42	..	2	1	18	58	26	
33	Shawville.	31	2	8	1	31	93	77	1	17	..	
	Fincastle—											
34	Ebenezer.	3	84	
35	Fincastle.	7	1	10	82	23	
36	Mt. Pleasant	
37	Pierce Chapel	1	
	New Castle—											
38	Bethel.	24	..	5	1	20	45	48	
39	Cedar Grove	9	
40	Hebron	12	..	2	
41	New Castle	58	..	9	1	18	38	29	
42	Oriskany.	31	..	3	
43	Salem.	20	..	4	
	Pembroke-Newport—											
44	Boyd's Chapel	11	..	1	
45	Mt. Lebanon	25	
46	Mt. Olivet	12	..	2	
47	Newport.	32	..	5	1	24	15	62	
48	Pembroke.	87	9	4	1	22	53	75	

TABLE No. 2—CHURCH PAPERS TAKEN, WOMAN'S WORK, LAY ACTIVITIES, EPWORTH LEAGUES AND SUNDAY SCHOOLS.

Local Church Schools.

Local Church	Boards of Ch. Education	Number of Church Schools	Officers and Teachers	Scholars in Children's Division	Scholars in Young People's Division	Scholars in Adult Division	Total Enrollment including Officers and Teachers	Churches Having Vacation Schools	Number of Scholars Joining the Church	Number Taking Training Courses	Number of Adult Classes	Raised on Church School Day	Raised for Missions	Raised for All Other Purposes
24	1	1	20	125	82	125	352	1	25	25	4	10	178	452
25	1	1	9	23	30	10	72	...	7	...	1	...	61	82
26	1	1	17	52	52	22	143	...	1	...	2	3	131	170
27	1	1	8	41	28	29	106	...	2	...	1	...	44	49
28	1	1	5	30	15	23	73	...	7	...	1	...	21	40
29	1	1	8	18	22	5	53	1	...	23	32
30	1	1	7	26	8	6	47	...	1	...	1	8
31	1	1	6	20	21	7	54	1	79
32	...	1	7	53	35	30	125	...	1	...	2	153
33	1	1	10	22	30	42	104	...	1	...	2	...	85	135
34	1	1	11	26	30	30	86	...	3	9	2	...	126	24
35	1	1	14	40	38	36	114	...	10	5	1	3	24	85
36	1	1	7	9	29	27	57	11	2	...	33	120
37	1	1	10	32	21	45	98	2	2	17
38	1	1	9	37	20	35	101	...	6	...	2	6	56	22
39	80
40	...	1	8	19	12	13	52	...	1	...	1
41	1	1	14	45	34	36	129	...	14	17	2	...	50	94
42	1	1	13	43	49	21	126	2	...	7	54
43	...	1	2	8	14	13	37	1
44
45	1	1	8	31	23	22	84	...	1	25	...	1	...	31
46	...	1	7	16	6	20	49	2	...	44
47	1	1	8	10	6	20	44	2	...	166
48	1	1	11	83	50	52	196	...	1	2	50	184

TABLE No. 2—CHURCH PAPERS TAKEN, WOMAN'S WORK, LAY ACTIVITIES, EPWORTH LEAGUES AND SUNDAY SCHOOLS

Roanoke District—Continued		Christian Literature.			Woman's Work.				Lay Activities.			
		Number of Methodist Families	Subscribers to General Organ	Subscribers to Conference Organ	Number of Societies	Members	Raised for Local Work	Amount sent to Conference	Number of Wesley Brothers	Members	Number in Fellowship of Steward-ship	
49	Roanoke—											
50	Belmont	600	2	47	1	243	266	488	193	
51	Fairview	70	1	10	1	22	70	48	
52	Grace	133	1	16	1	34	177	82	
53	Greene Memorial	480	10	125	1	263	461	1,901	
54	Huntington Court	197	3	35	1	59	285	125	
55	Melrose	335	1	42	1	123	201	452	35	
56	Raleigh Court	341	32	25	1	172	598	760	
57	South Roanoke	128	5	16	1	74	701	231	
58	Trinity	210	5	25	1	165	497	805	
	West End	360	5	50	1	127	114	892	
	Roanoke Circuit—											
59	Bent Mountain	15	..	2	1	16	19	13	
60	Cave Spring	16	1	11	1	25	13	47	
61	Locust Grove	23	..	4	1	21	24	19	
62	Mt. Pleasant	24	..	4	1	14	12	24	
	Rockbridge—											
63	Beth Horan	18	..	5	1	15	25	41	
64	Elliott's Hill	15	..	3	1	28	215	34	
65	Mt. Zion	18	..	2	
66	Wesley Chapel	25	1	8	..	14	127	26	
67	Salem	339	5	72	2	185	1,873	919	
68	Vinton	200	21	27	1	50	70	185	
	Total	5,168	130	739	41	2,192	\$8,985	\$8,454	1	17	228	

TABLE No. 2—CHURCH PAPERS TAKEN, WOMAN'S WORK, LAY ACTIVITIES, EPWORTH LEAGUES AND SUNDAY SCHOOLS.

Local Church Schools.

Local Church Boards of Ch. Education	Number of Church Schools	Officers and Teachers	Scholars in Children's Division	Scholars in Young Peoples Division	Scholars in Adult Division	Total Enrollment including Officers and Teachers	Churches Having Week-Day Meetings with Children	Churches Having Vacation Schools	Number of Scholars Joining the Church	Number Taking Training Courses	Number of Adult Classes	Raised on Church School Day	Raised for Missions	Raised for All Other Purposes
49	1	80	359	307	630	1,376	1	1	50	93	9	39	562	3,112
50	1	26	95	40	75	236	7	4	2	6	275	266
51	1	21	74	67	53	215	12	16	3	5	205	362
52	1	98	310	232	580	1,221	40	37	8	100	1,488	2,320
53	1	31	129	117	155	432	30	22	3	...	185	558
54	1	62	226	254	255	797	25	76	8	15	682	730
55	1	65	255	269	295	884	51	58	4	25	40	713
56	1	24	72	75	107	254	11	22	3	7	115	385
57	1	60	98	139	226	523	21	54	6	25	357	995
58	1	57	215	183	308	763	34	52	6	10	334	837
59	1	7	17	22	14	60	2	...	1	...	83	110
60	1	7	33	23	30	93	6	...	1	...	72	125
61	1	9	45	35	25	114	8	...	1	...	24	124
62	1	10	32	27	25	94	1	...	60	123
63	1	7	25	24	26	82	2	...	22	72
64	1	8	25	27	27	87	3	1	...	35	18
65	1	8	15	24	23	70	1	3	5	21
66	1	10	23	25	37	95	3	...	135	56
67	1	63	238	190	309	800	14	28	4	10	400	883
68	1	26	208	167	199	600	15	...	4	10	663	519
51	64	1,110	4,005	3,531	3,069	13,405	11	21	472	593	135	\$322	\$7,713	\$16,978

TABLE No. 3—FINANCE.

		Presiding Elder.		Proacher in Charge.		District Work.		General and Conference Work.	
		Appor- tioned.	Paid.	Appor- tioned.	Paid.	Appor- tioned.	Paid.	Assumed	Paid.
1	Bethany—E. B. Cook								
2	Amsterdam	\$20	\$20	\$230	\$230	\$50	\$50
3	Asbury	15	15	185	152	50	50
4	Bethany	10	10	100	100	40	40
5	Bonsack	40	40	560	565	120	120
6	Cloverdale	15	15	160	167	65	65
	Total	100	100	1,285	1,214	3	3	325	325
7	Blacksburg—J. A. Johnson	158	158	2,600	2,600	10	10	1,120	1,120
8	Buchanan—H. H. Hoyt								
9	Andrew Chapel	30	30	360	360	1	1	92	92
10	Buchanan	66	66	810	810	4	4	206	106
11	Jennings Creek	8	8	90	90	1	1	23	23
12	Lithea	17	17	198	198	1	1	51	51
13	Mt. Olivet	29	29	342	342	1	1	88	88
14	Total	150	150	1,800	1,800	8	8	460	460
15	Bucena Vista—J. H. Davidson	106	106	2,000	2,000	10	10	525	525
16	Cambria—L. W. Giggs								
17	Falling Waters	10	10	60	32	17	17
18	St. John's	11	11	400	300	1	1	50	50
19	Trinity	10	10	100	84	17	17
20	Wesley Chapel	11	11	110	110	27	27
21	Total	42	42	670	526	1	1	111	111
22	Catawba—S. F. Fridley								
23	Catawba	10	10	200	200	1	1	40	40
24	Dry Run
25	McDonald	10	10	125	125
	Total

Financial Exhibit—Raised During the Year.

	Golden Cross	Hospitals	Superannate Endowment	Superannate Homes	Orphanages	Churches and Parsonages	Insurance Premiums	Incidentals	All Other Purposes	Total Amount Raised by Woman's Missionary Societies	Total Amount Raised by Brotherhoods	Total Amount Raised by Church Schools	Total	Less Items Reported Twice	Grand Total for Year
1	\$3	\$50	\$33	\$40	..	\$126	\$552	\$25	\$527
2	5	125	\$35	70	452	18	434
3	2	148	68	..	63	436	15	421
4	..	\$5	7	600	48	117	..	227	1,724	60	1,664
5	12	160	21	..	22	50	..	110	630	30	600
6	..	10	29	1,038	56	..	103	275	..	596	3,794	148	3,646
7	50	781	100	\$1,039	366	547	..	1,297	8,091	300	7,791
8	6	..	10	20	10	42	..	50	621	16	605
9	17	..	115	200	60	190	..	264	1,832	200	1,632
10	1	5	5	133	..	133
11	10	50	17	38	8	81	421	11	410
12	16	50	8	186	780	18	762
13	50	50	152	313	91	232	..	581	3,887	245	3,642
14	74	5,704	79	850	50	1,879	..	759	12,036	1,957	10,079
15	1	5	17	82	3	79
16	1	115	16	50	1	66	612	11	601
17	1	46	1	44	203	3	200
18	1	10	..	68	1	19	247	3	244
19	5	125	16	169	3	146	1,144	20	1,124
	40	..	36	5	113	445	..	445

	13	20	188	..	188

TABLE No. 3—FINANCE.

		Presiding Elder.		Preacher in Charge.		District Work.		General and Conference Work.	
		Appor- tioned.	Paid.	Appor- tioned.	Paid.	Appor- tioned.	Paid.	Assumed.	Paid.
Roanoke District—Continued									
20	Mt. View	45	45
21	Mt. Union	25	25
22	New Hope	11	11	75	75	5
23	Shioh	10	10	200	200	40
	Total	41	41	670	670	105
24	Christiansburg—Charles L. DeLong.....	161	164	2,400	2,400	1,085
25	Engle Rock—C. A. McCormick, Jr. (IV)
26	Bethel	27	27	250	253	60
27	Eagle Rock	54	54	600	600	130
28	Glen Wilton	20	20	200	200	43
29	Kings Chapel	5	5	60	60	20
	Shioh	10	10	100	100	22
	Total	116	116	1,210	1,213	275
Elliston-Shawsville—D. N. Calvert									
30	Alleghany	14	14	186	186	42
31	Elliston	9	9	125	125	37
32	Lafayette	21	21	281	281	133
33	Shawsville	44	44	608	608	213
	Total	88	88	1,200	1,200	425
Fincastle—G. C. Bentley (I)									
34	Ebenezer	27	27	300	308	67
35	Fincastle	45	45	500	502	113
36	Mt. Pleasant	8	8	90	90	20
37	Pierce Chapel	10	10	110	110	25
	Total	90	90	1,000	1,010	225

Financial Exhibit—Raised During the Year.

	Golden Cross	Hospitals	Supernummate Endowment	Supernummate Homes	Orphanages	Churches and Parsonages	Insurance Premiums	Incidentals	All Other Purposes	Total Amount Raised by Women's Missionary Societies	Total Amount Raised by Brotherhoods	Total Amount Raised by Church Schools	Total	Less Items Reported Twice	Grand Total for Year
20	15	60	..	60
21	14	54	..	54
22	19	135	..	135
23	43	371	..	371
24	140	5	251	1,253	..	1,253
25	183	1,129	440	425	..	681	7,292	282	7,010
26	51	150	550	38	512
27	105	4	141	..	327	1,390	207	1,183
28	46	1	77	..	106	522	56	466
29	5	63	156	12	144
30	24	59	234	25	209
31	231	5	218	..	705	2,852	338	2,514
32	4	3	8	258	..	258
33	76	87	79	481	76	405
34	32	12	84	..	238	904	171	733
35	83	78	170	..	261	1,580	198	1,382
36	195	180	254	..	586	3,223	445	2,778
37	10	..	84	..	108	766	..	766
38	185	..	105	..	120	1,316	..	1,316
39	9	17	159	..	159
40	11	22	219	..	219
41	250	..	189	..	267	2,460	..	2,460

TABLE No. 3—FINANCE.

Roanoke District—Continued		Presiding Elder.		Preacher in Charge.		District Work.		General and Conference Work.	
		Appor- tioned.	Paid.	Appor- tioned.	Paid.	Appor- tioned.	Paid.	Assumed	Paid.
38	New Castle—O. L. Gochenour								
39	Bethel.....	20	20	286	333	57	57
40	Cedar Grove.....	2	2	26	26	5	5
41	Hebron.....	7	7	104	104	20	20
42	New Castle.....	42	42	585	587	115	115
43	Oriskany.....	11	11	169	151	33	33
44	Salem.....	10	10	130	130	25	25
	Total.....	92	92	1,300	1,331	255	255
	Pembroke-Newton—A. W. Henton								
44	Boyd's Chapel.....	9	9	120	120	39	39
45	Mt. Lebanon.....	16	16	200	200	65	65
46	Mt. Olivet.....	13	13	160	160	54	54
47	Newport.....	34	34	440	440	142	142
48	Pembroke.....	42	42	480	480	160	160
	Total.....	114	114	1,400	1,400	460	460
	Roanoke—								
49	Belmont—R. C. Meeks.....	338	338	3,300	3,300	60	60	1,800	1,800
50	Fairview—D. M. Brown.....	74	74	1,200	1,200	2	2	265	265
51	Grace—C. J. Clark.....	80	80	900	900	1	1	290	290
52	Greene Memorial—N. B. Harmon, Jr.....	430	430	5,000	5,000	95	95	3,600	3,600
53	Huntington Court—A. I. Orndoff.....	120	120	2,000	2,000	5	5	360	360
54	Melrose—J. H. Billingsley.....	210	210	2,400	2,400	10	10	815	815
55	Raleigh Court—E. S. Sheppe, Jr.....	267	267	2,700	2,700	20	20	1,635	1,635
56	South Roanoke—W. G. Winton.....	118	118	2,200	2,200	5	5	330	330
57	Trinity—J. N. Pearson.....	272	272	3,300	3,300	20	20	1,710	1,710
58	West End—M. D. Mitchell.....	240	240	2,700	2,700	20	20	1,800	1,800

Financial Exhibit—Raised During the Year.

	Golden Cross	Hospitals	Supernatant Endowment	Supernatant Homes	Orphanages	Churches and Parsonages	Insurance Premiums	Incidentals	All Other Purposes	Total Amount Raised by Women's Missionary Societies	Total Amount Raised by Brotherhoods	Total Amount Raised by Church Schools	Total	Less Items Reported Twice	Grand Total for Year
38	15	17	..	27	..	73	..	142	684	56	628
39	11	44	..	44
40	2	133	..	133
41	35	103	34	70	20	67	..	144	1,219	50	1,169
42	2	54	..	50	61	362	7	355
43	1	21	187	..	187
44	55	174	34	147	52	140	..	347	2,629	113	2,516
45	10	10	9	60	402	..	402
46	44	326	..	326
47	5	250	16	166	49	1,293	..	1,293
48	25	..	36	..	250	62	..	182	1,303	..	1,303
49	40	260	61	241	250	75	..	234	3,493	..	3,493
50	88	700	..	4,160	1,700	754	..	3,712	16,664	888	15,776
51	12	517	73	301	48	118	..	547	3,157	375	2,782
52	45	44	259	..	572	2,211	815	1,396
53	75	264	461	884	20,239	2,362	..	3,909	37,272	..	37,272
54	32	5,271	..	152	267	410	..	743	9,360	370	8,990
55	26	3,787	143	1,405	29	653	..	1,427	10,896	686	10,210
56	50	8,074	68	2,890	290	1,357	..	713	18,064	495	17,569
57	37	2,640	16	947	58	932	..	500	7,785	763	7,022
58	186	1,200	144	428	2,251	1,302	..	1,377	12,190	186	12,004
59	236	179	125	3,350	1,049	1,006	..	1,181	11,888	250	11,638

TABLE No. 3—FINANCE.

	Presiding Elder.		Preacher in Charge.		District Work.		General and Conference Work.	
	Appor- tioned.	Paid.	Appor- tioned.	Paid.	Appor- tioned.	Paid.	Assumed	Paid.
Roanoke District—Continued								
59	18	18	285	300	80	83
60	15	15	225	235	70	75
61	9	9	140	140	40	42
62	24	24	400	375	60	60
	66	66	1,050	1,050	250	280
Rockbridge—W. A. Clark								
63	33	33	381	381	70	70
64	27	24	300	264	35	35
65	13	10	169	122	60	60
66	43	43	500	500	135	135
	116	110	1,350	1,267	300	300
67	220	220	2,700	2,700	1,725	1,725
68	165	165	2,200	2,200	800	800
	\$3,977	\$3,971	\$51,485	\$50,281	\$348	\$348	\$21,051	\$21,061
Total								

Financial Exhibit—Raised During the Year.

	Golden Cross	Hospitals	Superannate Endowment	Superannate Homes	Orphanages	Churches and Parsonages	Insurance Premiums	Incidentals	All Other Purposes	Total Amount Raised by Women's Missionary Societies	Total Amount Raised by Brotherhoods	Total Amount Raised by Church Schools	Total	Less Items Reported Twice	Grand Total for Year
59	8	90	8	24	11	32	..	193	767	95	672
60	50	..	35	7	60	..	197	676	85	591
61	3	175	8	60	4	43	..	148	632	36	596
62	7	20	6	60	15	36	..	183	786	50	736
63	18	335	22	179	37	171	..	721	2,861	266	2,595
64	18	46	8	47	..	65	..	94	763	25	738
65	5	215	4	249	..	53	850	215	635
66	4	90	4	26	317	..	317
67	9	167	3	55	..	153	..	191	1,258	127	1,131
68	36	518	19	102	..	467	..	364	3,188	867	2,321
	166	3,176	144	1,843	600	2,792	..	1,293	14,679	1,823	12,856
	81	682	67	622	519	255	..	1,187	6,598	519	6,079
	\$25	\$62	\$1,539	\$36,903	\$2,072	\$21,917	\$28,667	\$17,134	..	\$24,987	\$208,967	\$11,149	\$197,818

Insurance.

Church Property.

	Church Property.										Insurance.				
	Number of Congrega- tions in Charge.	Number of Church Buildings.	Value of Buildings, Equip- ment, and Land.	Indebted- ness.	Number of Parson- ages.	Value of Parson- ages, Fur- nishings, and Land.	Indebted- ness.	Value of Other Church Property.	Insurance Carried.	Churches Damaged or De- stroyed.	Parsonages Damaged or De- stroyed.	Amount of Damage.	Loss Collected		
1	1	1	\$2,000	1	\$2,000		
2	1	700		
3	1		
4	1	1	2,000		
5	1	1	1,500		
6	1	1	1,000		
7		
8	1	1	1,000	1	1,500		
9	1	1	800		
10	1	1	500		
11	1	1	1,000		
12	1	1	30,500	1	4,500	\$1,800	27,200	500		
13	1	1	10,500	570	500	8,500		
14	1	1	20,000	10,000		
15	1	1	4,000	3,600		
16	1	1	10,000	1	7,000	7,625		
17	1	1	12,000	5,000		
18	1	1	14,000	10,000		
19	1	1	4,000		
20	1	1	4,500		
21	1	1	60,000	4,200	1	6,000	22,000		
22	1	1	1,900	35	900		
23	1	1	7,000	1	3,000	4,000		
24	300		
25	1	1	3,000	1,600		
26	1	1	2,250	1,500		

TABLE No. 1.—MEMBERSHIP, CHURCH PROPERTY AND INSURANCE.

	Church Property.							Insurance.					
	Number of Congrega- tions in Charge.	Number of Church Buildings.	Value of Buildings, Equip- ment, and Land.	Indebted- ness.	Number of Parson- ages.	Value of Parson- ages, Fur- nishings, and Land.	Indebted- ness	Value of Other Church Property.	Insurance Carried.	Churches Damaged or De- stroyed.	Parsonages Damaged or De- stroyed.	Amount of Damage.	Loss Collected
27	1	1	2,000	1,500
28	1	1	2,200	450	1,500
29	1	1	20,000	3,704	7,500
30	1	1	10,000	169	2,500	1,000
31	1	1	8,000	1	4,000	6,000
32	1	1	10,000	5,000
33	1	1	160,000	1	20,000	90,000
34	1	1	2,500
35	1	1	5,700	4,400
36	1	1	4,000	1	5,000	6,500
37	1	1	2,500	1,575
38	1	1	22,000	15,700
39	1	1	103,000	1	8,000	34,500
40	1	1	50,000	1	9,000	600	30,300
41	1	1	3,000	1,500
42	1	1	7,500	1	5,000	4,500	6,280
43	1	1	10,000	10,000
44	1	1	3,500	1,800
45	1	1	2,000	1,350
46	1	1	6,500	1	2,500	5,000
47	1	1	6,500	1,000	2,000
48	1	1	5,200	1	4,000	3,500
49	1	1	2,700	900
50	1	1	1,500	875
51	1	1	5,000	3,500
52	1	800

TABLE No. 1—MEMBERSHIP, CHURCH PROPERTY AND INSURANCE.

Rockingham District—Continued		Membership.									
		Members Reported Last Year.	Local Preachers.	Additions on Profession of Faith.	Additions by Certificate and Otherwise.	Removals and by Death.	Present Total Membership Including Local Preachers.	Number Licensed to Preach.	Infants Baptized.	All Others Baptized.	
53	New Market—										
54	Broadway.....	110	2	1	111	
55	Lacy Springs.....	44	4	40	
56	New Market.....	238	14	4	8	248	8	
57	Pleasant View.....	31	31	
58	Pige-Stanley—										
59	Bethel.....	22	10	2	30	
60	Compton.....	17	4	13	
61	Fletcher.....	36	3	39	3	
62	Graves Chapel.....	
63	Oak Hill.....	26	5	31	
64	Rileyville.....	49	10	8	1	66	10	
65	Springfield.....	64	10	74	
66	Stanley.....	161	39	122	
67	Port Republic—										
68	Grottoes.....	254	2	11	4	263	2	
69	Port Republic.....	195	7	1	1	201	7	
70	Timber Ridge.....	67	1	1	67	2	
71	Weyer's Cave.....	138	7	1	2	144	7	
72	Rockbridge Baths—										
73	Collierstown.....	61	3	2	62	3	
74	Mt. Mooreland.....	26	1	25	
75	Rockbridge Baths.....	177	1	1	2	177	
76	Shenandoah.....	260	12	2	3	271	4	
77	Staunton—										
78	Central.....	1,322	37	32	51	1,340	6	
79	Marquis Memorial.....	284	36	18	25	313	5	
80	West View.....	55	1	3	53	1	
81	Waynesboro—										
82	Basic City.....	273	18	35	3	323	7	
83	Lyndhurst.....	44	11	9	46	9	
84	Main Street.....	625	31	58	25	689	8	
85	Total.....	11,565	11	533	405	398	12,105	1	71	284	

Church Property.

Insurance.

Number of Congrega- tions in Charge.	Number of Church Buildings.	Value of Buildings, Equip- ment, and Land.	Indebted- ness.	Number of Parson- ages.	Value of Parson- ages, Fur- nishings, and Land.	Indebted- ness	Value of Other Church Property.	Insurance.					
								Chur- ches Damaged or De- stroyed.	Parsonages Damaged or De- stroyed.	Amount of Damage.	Loss Collected		
83	1	6,000
84	1	3,000
85	1	30,000
86	1	2,500	1	5,000
87	1	1,000
88
89	1	1,200
90	1,000	1	500
91	1	800
92	1	1,500	1	1,600
93	1	1,500
94	1	10,000
95	1	12,000
96	1	12,000	1	5,000
97	1	2,500
98	1	10,000
99	1	1	2,800
70	1
71	1
72	1	25,000	1	2,500
73	3	155,000	300	1,500
74	1	29,000	1	23,000	17,000
75	2	4,000	1	4,000	6,000
76	1	60,000
77	1	3,000	1	6,000	14,100	500
78	1	40,000	1	8,000	5,055
73	77	\$1,061,550	\$77,683	26	\$143,700	\$11,850
										\$585,205

TABLE No. 2—CHURCH PAPERS TAKEN, WOMAN'S WORK, LAY ACTIVITIES, EPWORTH LEAGUES AND SUNDAY SCHOOLS

Rockingham District.		Christian Literature.				Woman's Work.				Lay Activities.			
		Number of Methodist Families	Subscribers to General Organ	Subscribers to Conference Organ	Number of Societies	Members	Raised for Local Work	Amount sent to Conference	Number of Wesley Brother-hoods	Members	Number in Fellowship of Steward-ship		
1	Bath—			7	1	17							
2	Burnsville.	77											
3	Green Valley			1									
4	Hotchkiss.	3		1									
5	Lochbridge Memorial	13		1									
6	Rehoboth.	4											
7	Shiloh.	4		4									
8	Woodland.												
9	Blue Ridge—			1									
10	Furnace.												
11	Jollets.												
12	Hensleys.			5									
13	Mt. Pleasant												
14	Bridgewater—	109	2	15	1	50	18	177					
15	Bridgewater.	71		8	1	52	101	98					
16	Clover Hill	64		8									
17	Dayton.	27		3									
18	Spring Creek												
19	Calvary-Fishersville—												
20	Calvary.	91	1	11	1	33	92	51					
21	Fishersville.	30		5									
22	Churchville—												
23	Churchville.	35	3	7	2	30	9	66					
24	Jennings Gap	10		1		15	9	20					
25	West Augusta	20	1	1	1	27							
26	Elkton.			8	1								
27	Fairfield—	22		4									
28	Emory.	30	1	7	1	16	115	25					
29	Fairfield.	2											
30	Haynes Chapel	30		3	1	18	10	16					
31	Marvin.	30		3	1	7	106	16					
32	Raphine.	10		6	1								

TABLE No. 2—CHURCH PAPERS TAKEN, WOMAN'S WORK, LAY ACTIVITIES, EPWORTH LEAGUES AND SUNDAY SCHOOLS.

Local Church Schools.

	Local Church Boards of Ch. Education	Number of Church Schools	Officers and Teachers	Scholars in Children's Division	Scholars in Young People's Division	Scholars in Adult Division	Total Enrollment including Officers and Teachers	Churches Having Meetings with Children	Churches Having Vacation Schools	Number of Scholars Joining the Church	Number Taking Training Courses	Number of Adult Classes	Raised on Church School Day	Raised for Missions	Raised for All Other Purposes
1	1	1	9	50	25	41	133	4	1	1	..	\$15	\$36
2
3	..	1	4	4	8	4	20	4	..	1
4	1	1	4	7	4	7	18	1	12
5	1	1	5	14	7	20	41	1	8
6	..	1	5	8	1	9	18	1	6
7
8	..	1	10	150	15	65
9	..	1	8	90	50	45
10	..	1	8	75	25
11	..	1	10	160	50	60
12	1	1	34	37	63	71	205	..	1	2	8	4	..	185	247
13	1	1	15	35	45	45	143	2	7	2	..	105	144
14	1	1	17	38	28	75	158	..	1	..	6	2	..	120	246
15	1	1	8	10	8	15	41	2	7	1	..	18	22
16	1	1	14	75	44	89	222	1	1	13	2	2	3	160	..
17	1	1	9	9	21	17	56	2	1	1	..	24	36
18	1	1	11	34	29	24	98	..	1	..	2	2	8	..	103
19	1	1	4	15	3	17	39	..	1	1	..	1	2	..	20
20	1	1	9	35	39	23	106	..	1	..	25	1	6	..	30
21	..	1	13	20	206	20	..	2	161	113
22	2
23	1	1	7	21	27	16	71	4	19	52
24
25	1	1	9	38	29	25	101	..	1	2	..	1	2	35	..
26

TABLE No. 2—CHURCH PAPERS TAKEN, WOMAN'S WORK, LAY ACTIVITIES, EPWORTH LEAGUES AND SUNDAY SCHOOLS.

Rockingham District—Continued		Christian Literature.				Woman's Work.				Lay Activities.					
		Number of Methodist Families	Subscribers to General Organ	Subscribers to Conference Organ	Number of Societies	Members	Raised for Local Work	Amount sent to Conference	Treasurer	Number of Brotherhoods	Members	Number in Fellowship of Stewardship			
27	Goshen—														
28	Augusta Springs	14	...	1	1	7	27	5
28	Bells Valley	19	...	3	1	61	342	8
29	Craigsville	45	...	12	1	16	46	6
30	Goshen	23	1	8	1	7	...	18
30	Greenville—														
31	Greenville	50	...	20	1	31	8	25
32	Mint Spring	43	...	18	...	175	360	1,023
33	Harrisouburg	348	6	82	1
33	Kezletown-McGaheysville—														
34	Edom	18	...	2
35	Fellowship	70	...	6	...	13	116	43
36	Kezletown	92	1	5	1
37	Linville	47	...	3	...	42	328	90
38	McGaheysville	148	...	1	1	90	34	416
39	Lexington-Trinity	190	4	...	1	34	807	156
40	Luray	250	2	20	1
40	Mt. Crawford—														
41	Fairview	46	24	...	93
42	Mt. Crawford	90	...	12	1	9	15	41
43	Mt. Sidney	50	...	9	1	...	10
44	Naked Creek	38	...	8
44	Mt. Solon—														
45	Centerville	11	...	4	...	26	118	33
46	Mt. Solon	18	...	9	1	22	45	63
47	Parnassus	20	...	10	1
48	Sangersville	22	...	7
48	New Hope—														
49	Crimora	40	...	3
50	Harrison	5	...	1	...	35	179	70
51	New Hope	78	...	6	1
52	Pleasant Grove

TABLE No. 2—CHURCH PAPERS TAKEN, WOMAN'S WORK, LAY ACTIVITIES, EPWORTH LEAGUES AND SUNDAY SCHOOLS.

Local Church Schools.

	Local Church Boards of Ch. Education	Number of Church Schools	Officers and Teachers	Scholars in Children's Division	Scholars in Young People's Division	Scholars in Adult Division	Total Enrollment including Officers and Teachers	Churches Having Week-Day Meetings with Children	Churches Having Vacation Schools	Number of Scholars Joining the Church	Number Taking Training Courses	Number of Adult Classes	Raised on Church School Day	Raised for Missions	Raised for All Other Purposes
27	..	1	6	10	22	25	57	1	..	11	42
28	1	1	8	15	17	11	51	..	1	4	2	1	1	2	60
29	1	1	17	69	53	26	165	..	1	5	12	2	..	94	202
30	1	1	10	25	19	31	85	..	1	3	8	2	..	52	244
31	1	1	11	55	23	38	127	..	1	1	..	3	282
32	1	1	15	54	49	42	145	..	1	5	..	2	4	14	69
33	1	1	48	166	215	327	751	35	38	6	29	902	1,008
34	..	1	6	8	10	8	32	4	..	1	38
35	..	1	10	30	24	45	109	11	..	1	..	55	71
36	1	1	12	34	84	35	165	19	..	1	..	82	178
37	..	1	5	12	20	13	50	1	..	15	59
38	1	1	13	70	80	76	239	8	..	3	..	138	536
39	1	1	31	81	81	192	385	1	1	2	18	6	10	475	761
40	1	1	20	55	50	104	229	12	25	5	3	357	332
41	1	1	7	10	24	22	63	2	..	1	..	15	..
42	1	1	14	25	47	43	129	2	..	3	..	100	..
43	1	1	11	20	47	50	101	2	..	2	..	50	..
44	1	1	8	18	38	25	89	2	..	40	..
45	1	1	5	12	7	19	43	1	3	12	111
46	1	1	8	24	16	30	78	3	3	34	47
47	1	1	11	39	19	22	91	3	3	34	115
48	1	1	13	35	17	21	86	..	1	11	6	2	4	32	96
49	..	1	7	29	25	40	101	4	..	1	8	115	89
50	..	1	4	10	5	3	22	4	16	12
51	..	1	11	60	30	35	156	1	6	65	148
52

TABLE No. 2.—CHURCH PAPERS TAKEN, WOMAN'S WORK, LAY ACTIVITIES, EPWORTH LEAGUES AND SUNDAY SCHOOLS.

Rockingham District—Continued		Christian Literature.			Woman's Work.				Lay Activities.													
		Number of Methodist Families	Subscribers to General Organ	Subscribers to Conference Organ	Number of Societies	Members	Raised for Local Work	Amount sent to Conference	Number of Wesley-Brotherhoods	Members	Number in Fellowship of Stead-ship											
53	New Market—																					
54	Broadway	29	4	3	1	24	36	152														
55	Lacy Springs	10	3	13	1																	
56	New Market	75	3	3																		
	Pleasant View	10	3																			
	Page-Stanley—																					
57	Bethel	8	2																			
58	Compton	5																				
59	Fletcher	12	4																			
60	Oak Hill	10	1																			
61	Rileyville	17	4																			
62	Springfield	20	7																			
63	Stanley	41	10																			
	Port Republic—																					
64	Grottoes	54	10		1	22	257	8														
65	Port Republic	50	11		1	16	51	11														
66	Timber Ridge	14	1																			
67	Weyer's Cave	31	6		1	9	9	38														
	Rockbridge Baths—																					
68	Collierstown	33	3																			
69	Mt. Mooreland	16																				
70	Rockbridge Baths	81	11		1	20	98	13														
71	Shenandoah	106	15		1	19	70	47														
	Staunton—																					
72	Central	550	61		1	103	903	578														
73	Marquis Memorial	95	20		1	45	209	115														
74	West View	16	4		1	20	82	12														
	Waynesboro—																					
75	Basic City	165	1		1	33	870	34														
76	Lyndhurst	12																				
77	Main Street	320	1		30	58	212	305														
	Total	4,216	40	612	36	1,225	\$5,692	\$3,812														

TABLE No. 2—CHURCH PAPERS TAKEN, WOMAN'S WORK, LAY ACTIVITIES, EPWORTH LEAGUES AND SUNDAY SCHOOLS.

Local Church Schools.

	Local Church	Boards of Ch. Education	Number of Church Schools	Officers and Teachers	Scholars in Children's Division	Scholars in Young People's Division	Scholars in Adult Division	Total Enrollment including Officers and Teachers	Churches Having Week-Day Meetings with Children	Churches Having Vacation Schools	Number of Scholars Joining the Church	Number Taking Training Courses.	Number of Adult Classes	Raised on Church School Day	Raised for Missions	Raised for All Other Purposes
53	1	1	1	9	15	9	25	58	1	1	1	1	1	5	170	75
54	1	1	1	10	4	8	15	37	1	1	1	1	1	5	35	54
55	1	1	1	17	43	60	61	181	1	1	14	4	4	2	330	193
56	1	1	1	1	1	1	1	1	1	1	1	1	1	1	1	1
57	1	1	1	1	1	1	1	1	1	1	1	1	1	1	1	1
58	1	1	1	1	1	1	1	1	1	1	1	1	1	1	1	1
59	1	1	1	1	1	1	1	1	1	1	1	1	1	1	1	1
60	1	1	1	6	20	12	8	40	1	1	1	1	1	1	1	15
61	1	1	1	9	21	22	13	65	1	1	18	1	1	1	1	77
62	1	1	1	7	12	14	10	43	1	1	2	1	1	1	1	20
63	1	1	1	11	52	42	32	137	1	1	1	1	2	1	1	227
64	1	1	1	22	80	47	72	221	1	1	2	1	2	5	240	184
65	1	1	1	15	39	41	66	161	1	1	1	1	1	2	315	112
66	1	1	1	7	10	5	24	46	1	1	1	1	1	2	36	32
67	1	1	1	18	43	39	42	142	1	1	3	1	1	3	49	173
68	1	1	1	6	19	11	15	51	1	1	1	1	1	1	1	1
69	1	1	1	1	1	1	1	1	1	1	1	1	1	1	1	1
70	1	1	1	11	31	45	42	129	1	1	1	1	1	6	8	23
71	1	1	1	13	55	58	53	179	1	1	5	3	3	3	102	339
72	1	1	2	85	259	232	381	957	1	1	32	23	5	50	904	1,791
73	1	1	1	27	169	112	92	400	1	1	47	8	3	5	200	471
74	1	1	1	8	18	24	19	69	1	1	1	1	1	1	15	47
75	1	1	1	21	72	62	57	212	1	1	32	8	3	1	184	298
76	1	1	1	5	17	26	14	62	1	1	8	1	1	1	1	1
77	1	1	1	26	130	105	253	514	1	1	23	12	3	10	458	456
	49	67	857	2,505	2,340	3,098	9,494	2	22	467	287	106	\$200	\$6,588	\$10,509	

TABLE No. 3—FINANCE.

Rockingham District.		Presiding Elder.		Preacher in Charge.		District Work.		General and Conference Work.	
		Appor- tioned.	Paid.	Appor- tioned.	Paid.	Appor- tioned.	Paid.	Assumed	Paid.
1	Bath—M. G. Lilly	\$45	\$45	\$426	\$426	\$2	\$2	\$125	\$125
2	Burnsville.....
3	Green Valley.....	5	5	36	36	1	1	15	15
4	Hotchkiss.....	8	8	73	73	1	1	40	40
5	Lockbridge Memorial	11	11	110	110	1	1	35	35
6	Rehoboth.....	3	3	46	46	1	1	14	14
7	Shioh.....	11	11	109	109	1	1	21	21
	Woodland.....	83	83	800	800	7	7	250	250
	Total.....								
8	Blue Ridge—C. B. Larrick	10	10	110	110	2	2	10	10
9	Furnace.....	10	10	90	90	1	1	5	5
10	Jollets.....	6	6	70	70	1	1	5	5
11	Hensleys.....	10	10	144	144	2	2	10	10
	Mt. Pleasant.....	36	36	414	414	6	6	30	30
	Total.....								
12	Bridgewater—A. McNeer	80	80	775	775	8	8	300	300
13	Bridgewater.....	33	33	326	326	3	3	105	105
14	Clover Hill.....	32	32	310	310	3	3	120	120
15	Dayton.....	15	15	139	139	1	1	75	75
	Spring Creek.....	160	160	1,550	1,550	15	15	600	600
	Total.....								
16	Calvary—Fishersville—A. Van Devander	93	93	960	960	5	5	198	160
17	Calvary.....	37	37	390	390	2	2	59	59
	Fishersville.....	130	130	1,350	1,350	7	7	257	219
	Total.....								
18	Churchville—W. S. Thomas	70	70	620	620	5	5	273	273
19	Churchville.....	7	7	125	125	31	31
20	Jennings Gap.....	18	18	255	255	70	70
	West Augusta.....	95	95	1,000	1,000	374	374
	Total.....								

TABLE No. 3.—FINANCE.

Rockingham District—Continued		Presiding Elder.		Prencher in Charge.		District Work.		General and Conference Work.	
		Appor- tioned.	Paid.	Appor- tioned.	Paid.	Appor- tioned.	Paid.	Assumed	Paid.
21	Elkton—A. M. B. Snapp.....	122	122	1,200	1,200	10	10	262	262
	Fairfield—H. L. Coffman.....								
22	Emory.....	10	10	167	167	1	1	25	25
23	Fairfield.....	38	38	362	362	3	3	110	110
24	Haynes Chapel.....								
25	Marvin.....	38	38	362	362	2	2	189	189
26	Raphine.....	14	14	109	109	1	1	26	26
	Total.....	100	100	1,000	1,000	7	7	350	350
	Goshen—R. D. McNeer.....								
27	Augusta Springs.....	12	10	125	121	1	1	35	20
28	Bells Valley.....	15	15	161	163	2	2	49	49
29	Craigsville.....	53	55	556	609	2	2	145	145
30	Goshen.....	34	34	358	381	2	2	60	60
	Total.....	114	114	1,200	1,274	7	7	289	274
	Greenville—W. Hedley Clews (IV).....								
31	Greenville.....	81	81	800	800	6	6	265	265
32	Mint Spring.....	61	61	600	600	4	4	200	200
	Total.....	142	142	1,400	1,400	10	10	465	465
33	Harrisonburg—H. R. Deal.....	350	350	3,000	3,000	25	25	1,585	1,585
	Kezletown—McGaheysville—C. R. Curtis.....								
34	Edom.....	12	12	120	121	1	1	25	25
35	Fellowship.....	33	33	330	339	2	2	115	120
36	Kezletown.....	33	33	330	330	2	2	110	115
37	Lynville.....	13	13	120	120	1	1	15	20
38	McGaheysville.....	85	85	850	850	4	4	285	220
	Total.....	176	176	1,750	1,760	10	10	500	500
39	Lexington-Trinity—E. W. Aaron.....	270	270	2,700	2,700	15	15	630	630
40	Luray—D. L. Fringer.....	171	171	1,800	1,800	10	10	400	483

Financial Exhibit—Raised During the Year.

Golden Cross	Hospitals	Superannate Endowment	Superannate Homes	Orphanages	Churches and Parsonages	Insurance Premiums	Incidentals	All Other Purposes	Total Amount Raised by Woman's Missionary Societies	Total Amount Raised by Brotherhoods	Total Amount Raised by Church Schools	Total	Less Items Reported Twice	Grand Total for Year
21	13	80	..	176	..	77	..	281	2,221	..	2,221
22	10	14	215	..	215
23	3	44	4	210	..	71	859	10	849
24
25	8	20	4	26	..	129	782	20	762
26	3	9	2	122	..	290	290	95	195
27	3	11	10	24	73	10	358	..	200	2,146	125	2,021
28	17	..	33	3	53	262	12	250
29	3	..	20	11	32	..	62	361	13	348
30	26	..	165	565	350	..	296	2,217	394	1,823
31	23	..	100	378	52	..	296	1,338	262	1,076
32	69	..	318	557	434	..	707	4,178	681	3,497
33	105	94	18	..	286	1,706	..	1,706
34	1,050	..	70	204	33	..	87	2,329	..	2,329
35	1,155	..	70	298	51	..	373	4,035	..	4,035
36	1,674	248	2,424	400	1,383	..	2,039	13,203	..	13,203
37	6	46	..	37	38	286	..	286
38	13	149	..	112	10	126	909	55	854
39	6	115	3	94	107	159	..	260	1,224	125	1,099
40	9	9	3	30	26	74	305	..	305
41	29	1,994	11	..	129	418	..	674	4,414	138	4,276
42	63	2,313	22	273	272	577	..	1,172	7,188	318	6,870
43	33	1,981	103	623	934	450	..	1,246	8,985	605	8,380
44	35	1,552	61	626	268	963	..	692	6,661	1,142	5,519

TABLE No. 3—FINANCE.

Rockingham District—Continued		Presiding Elder.		Preacher in Charge.		District Work.		General and Conference Work.	
		Appor- tioned.	Paid.	Appor- tioned.	Paid.	Appor- tioned.	Paid.	Assumed	Paid.
41	Mt. Crawford—W. F. Hodges								
	Fairview.....	20	20	216	200	2	2	75	62
42	Mt. Crawford.....	49	49	526	503	3	3	200	200
43	Mt. Sidney.....	42	42	434	434	2	2	165	165
44	Naked Creek.....	22	22	224	224	3	3	85	85
	Total.....	133	133	1,400	1,361	10	10	525	512
45	Mt. Solon—J. O. Rose								
	Centerville.....	16	16	160	160	95	95
46	Mt. Solon.....	32	32	338	338	3	3	136	136
47	Parnassus.....	45	45	417	417	4	4	210	210
48	Sangerville.....	25	25	285	285	94	94
	Total.....	118	118	1,200	1,200	7	7	535	535
	New Hope—R. O. Hipes								
49	Crimora.....	32	32	318	318	2	2	115	115
50	Harrison.....	7	7	68	68	1	1	25	25
51	New Hope.....	55	55	465	465	3	3	185	185
52	Pleasant Grove.....
	Total.....	94	94	851	851	6	6	925	925
	New Market—W. A. Lynch								
53	Broadway.....	32	32	310	310	3	3	165	170
54	Lacy Springs.....	15	15	157	157	1	1	35	35
55	New Market.....	74	74	795	795	5	5	330	330
56	Pleasant View.....	12	12	138	138	1	1	40	40
	Total.....	133	133	1,400	1,400	10	10	570	575
	Page-Stanley—J. E. Hodges								
57	Bethel.....	6	6	54	54	1	1	6	6
58	Compton.....	6	6	54	54	1	1	5	5
59	Fletcher.....	13	13	112	112	1	1	5	5
60	Graves Chapel.....

Financial Exhibit—Raised During the Year.

Golden Cross	Hospitals	Superannuate Endowment	Superannuate Homes	Orphanages	Churches and Parsonages	Insurance Premiums	Incidentals	All Other Purposes	Total Amount Raised by Woman's Missionary Societies	Total Amount Raised by Brotherhoods	Total Amount Raised by Church Schools	Total	Less Items Reported Twice	Grand Total for Year
41	8	10	2	5	10	50	369	..	369
42	14	700	10	98	125	93	73	385	2,255	..	2,255
43	12	26	18	71	26	56	..	325	1,177	..	1,177
44	5	16	2	80	15	..	53	385	890	..	890
45	39	752	32	254	176	149	126	1,145	4,689	..	4,689
46	35	25	2	40	15	126	514	65	449
47	1	34	115	9	60	21	151	..	84	984	205	779
48	2	47	62	..	45	27	105	..	152	1,116	100	1,016
49	3	25	35	5	40	7	132	648	72	576
50	141	237	16	185	70	256	..	494	3,262	442	2,820
51	8	20	3	62	28	212	800	96	704
52	2	10	5	20	138	16	122
53	5	8	135	118	249	..	207	1,504	55	1,449
54	73	86	..	86
55	80	6	2,528	167	2,361
56	173	19	207	151	249	..	439	2,528	..	2,528
57	767	15	73	57	57	1,886	35	1,716
58	1	..	50	7	360	330	380	295
59	120	25	300	246	188	2,465	..	2,135
60	888	40	423	310	188	..	837	4,873	535	4,338
..	17	85	..	85
..	3	69	..	69
..	10	1	142	..	142
..	12	2	14	..	14

TABLE No. 3—FINANCE.

	Presiding Elder.				Preacher in Charge.		District Work.		General and Conference Work.	
	Appointed.		Paid.		Appointed.	Paid.	Appointed.	Paid.	Assumed.	Paid.
Rockingham District—Continued										
61	Oak Hill	6	6	54	54	1	1	5	5	
62	Rileysville	14	14	136	136	1	1	30	30	
63	Springfield	30	30	295	295	2	2	53	53	
64	Stanley	28	28	335	335	3	3	158	158	
	Total.	103	103	1,040	1,040	10	10	262	262	
Port Republic—E. A. Wilcher										
65	Grottoes	57	57	526	526	3	3	240	240	
66	Port Republic	56	56	526	526	3	3	315	315	
67	Timber Ridge	20	20	185	185	1	1	35	35	
68	Weyer's Cave	28	28	263	263	3	3	160	160	
	Total.	161	161	1,500	1,500	10	10	750	750	
Rockbridge Baths—C. A. Michael (III)										
69	Collierstown	21	21	230	163	3	3	10	10	
70	Mt. Mooreland	13	13	154	67	2	2	10	10	
71	Rockbridge Baths	66	66	630	630	5	5	255	255	
	Total.	100	100	1,014	860	10	10	275	275	
72	Shenandoah—J. E. White	114	94	1,680	1,517	7	7	450	450	
Staunton—										
73	Central—J. C. Copenhaver	350	350	3,300	3,300	25	25	1,800	1,800	
74	Marquis Memorial—F. L. Baker	118	118	1,350	1,350	4	4	384	384	
75	West View	18	18	150	150	1	1	62	62	
	Total.	136	136	1,500	1,500	5	5	446	446	
Waynesboro—										
76	Basic City—J. H. Blakemore, Jr.	141	141	1,700	1,700	5	5	250	250	
77	Main Street—J. C. Dugger	218	218	2,300	2,300	15	15	923	923	
78	Lyndhurst	218	218	100	100	25	25	
	Total.	218	218	2,400	2,400	15	15	948	948	
	Total.	\$3,750	\$3,730	\$38,149	\$37,877	\$254	\$254	\$13,078	\$13,100	

Financial Exhibit—Raised During the Year.

	Golden Cross	Hospitals	Supernumate Endowment	Supernumate Homes	Orphanages	Churches and Parsonages	Insurance Premiums	Incidentals	All Other Purposes	Total Amount Raised by Women's Missionary Societies	Total Amount Raised by Brotherhoods	Total Amount Raised by Church Schools	Total	Less Items Reported Twice	Grand Total for Year
61	15	4	..	20	20	125	4	121
62	15	80	24	22	3	77	402	15	387
63	8	75	5	3	20	491	..	491
64	11	3	86	11	11	324	227	1,246	3	1,243
65	11	27	298	93	39	347	344	2,574	22	2,552
66	262	121	10	45	265	429	1,958	497	1,461
67	16	20	8	84	62	427	1,566	315	1,251
68	30	20	35	9	6	67	378	35	343
69	46	166	117	3	52	225	1,094	49	1,045
70	46	468	357	30	132	1,118	4,996	896	4,100
71	9	4	210	..	210
72	23	1	116	..	116
73	87	..	6	200	1,384	..	1,384
74	87	..	11	6	200	1,710	..	1,710
75	130	..	30	225	436	3,048	274	2,774
76	100	..	307	4,658	2,745	19,521	856	18,665
77	19	..	104	615	1,999	1,181	..	600	5,516	..	5,516
78	21	12	94	62	450	..	450
79	9	..	9	12	662	5,966	..	5,966
80	31	..	113	636	2,011	417	..	482	3,776	..	4,274
81	33	1,714	127	419	..	905	..	924	6,657	1,502	6,251
82	42	589	57	907	165	517	..	30	187	406	6,251
83	2	..	8	22	10	177	10	177
84	44	589	65	929	165	517	..	954	6,844	416	6,428
85	\$27	\$1,157	\$15,697	\$1,474	\$43,479	\$11,916	\$9,716	\$126	\$18,510	\$127,063	\$9,018	\$118,045

TABLE No. 1—MEMBERSHIP, CHURCH PROPERTY AND INSURANCE.

		Membership.									
		Members Reported Last Year.	Local Preachers.	Additions on Profession of Faith.	Additions by Certificate and Otherwise.	Removals and Deaths Otherwise.	Total Membership Including Local Preachers.	Number Licensed to Preach.	Infants Baptized.	All Others Baptized.	
Washington District											
1	Alexandria—										
2	Del Ray	603	1	26	26	13	642	1	20	4	
3	Washington Street	945	..	42	45	40	992	..	35	12	
3	Balston-Central	315	1	26	23	16	348	..	10	13	
4	Beltsville-Branchville										
4	Beltsville	231	17	49	199	..	10	1	
5	Branchville	146	2	4	1	31	120	..	7	..	
6	Bethesda	144	1	10	32	..	186	..	12	..	
7	Brentwood	212	..	12	10	25	209	..	8	1	
8	Chesterbrook-Langly—										
8	Chesterbrook	103	103	1	
9	Langly	95	1	8	4	9	98	4	
10	Clarendon	645	1	18	23	18	668	1	6	11	
11	Community Church	180	..	11	20	22	189	..	7	7	
12	Colesville										
12	Colesville	121	..	3	2	..	126	..	16	1	
13	Four Corners	45	..	2	47	..	4	1	
14	Lay Hill	14	
15	East Fairfax—										
15	Accotink	27	..	2	..	2	27	
16	Anandale	105	..	2	4	3	108	..	1	..	
17	Franconia	62	..	6	..	3	65	..	1	2	
18	Lincolnia	66	..	2	2	2	68	
19	Sydenstricker	57	..	1	58	..	4	1	
20	Fairfax—										
20	Andrew Chapel	135	..	4	..	3	136	2	
21	Centerville	49	..	2	..	2	49	..	3	2	
22	Fairfax	143	..	1	11	2	153	
23	Pender	61	..	5	..	3	63	4	
24	Falls Church—										
24	Dulin Chapel	203	..	4	13	13	207	2	

TABLE No. 1—MEMBERSHIP, CHURCH PROPERTY AND INSURANCE.

	Church Property.							Insurance.					
	Number of Congrega- tions in Charge.	Number of Church Buildings.	Value of Buildings, Equip- ment, and Land.	Indeb- ted- ness.	Number of Parson- ages.	Value of Parson- ages, Fur- nishes, and Land.	Indeb- ted- ness.	Value of Other Church Property.	Insurance Carried.	Churches Damaged or De- stroyed.	Parsonages Damaged or De- stroyed.	Amount of Damage.	Loss Collected
1	1	1	\$10,000	\$400	1	\$10,000	\$13,700
2	1	1	155,000	1	10,000	\$2,500	94,500
3	1	1	45,000	7,000	1	6,500	\$2,775	23,000
4	1	1	16,000	900	1	7,000	14,500
5	1	1	6,000	900	6,000	7,500
6	1	1	10,000	3,340	9,000
7	1	1	20,000	1,450	8,000
8	1	1	13,000	158
9	1	1	12,500	713	7,500
10	1	1	35,000	1	10,000	3,300	12,500	2,100
11	1	1	19,000	7,500	1	6,000	5,238	10,000
12	1	1	14,000	8,000	1	5,000	2,500
13	1	1	7,500	600
14	1	1	3,000
15	1	1	1,500	1,000	3,000
16	1	1	4,500	1,500
17	1	1	2,500	4,500
18	1	1	3,000	1	5,000	1,500
19	1	1	3,000	5,000
20	1	1	7,000	1,000
21	1	1	2,500	9,500
22	1	1	10,500	1	7,500	100	1,000
23	1	1	2,600	1,000
24	1	1	34,000	552	1	10,000	28,500

TABLE No. 1—MEMBERSHIP, CHURCH PROPERTY AND INSURANCE.

	Members Reported Last Year.	Membership.											
		Local Preachers.	Additions on Profession of Faith.	Additions by Certificate and Otherwise.	Removals by Death and Otherwise.	Present Total Membership Including Local Preachers.	Number Licensed to Preach.	Infants Baptized.	All Others Baptized.				
Washington District—Continued													
25 Dun Loring	19	...	9	1	2	19	9	
26 Merrifield	42	50	
Fauquier—													
27 Auburn	54	1	53	
28 Calverton	66	...	8	1	2	64	1	
29 Catlett	104	...	10	...	1	111	1	
30 Midland	117	...	2	...	2	104	1	
31 Mt. Horeb	104	...	30	31	15	809	8	
32 Fredericksburg	763	...	18	...	2	119	
Herdon—													
33 Arnon	103	...	5	3	...	41	
34 Dranesville	33	...	6	...	2	54	
35 Floris	54	...	11	...	2	83	2	
36 Herndon	68	...	18	15	28	374	9	
37 Hyattsville	369	64	2	
La Plata—													
38 Bethel	64	43	1	
39 Chicamauxen	45	17	
40 Dentville	91	...	12	3	...	114	4	
41 Indian Head	16	...	1	1	3	90	1	
42 La Plata	99	70	3	
43 Pisgah	91	294	1	
44 Shiloh	69	37	3	
Leesburg—													
45 Leesburg	286	...	8	5	5	37	1	
46 Sycolin	37	49	3	
Manassas—													
47 Burke	50	...	1	1	3	300	
48 Grace	306	...	6	9	21	3	

TABLE No. 1—MEMBERSHIP, CHURCH PROPERTY AND INSURANCE.

Number of Congrega- tions in Charge.	Church Property.							Insurance.				
	Number of Church Buildings	Value of Buildings, Equip- ment, and Land.	Indeb- ted- ness.	Number of Parson- ages.	Value of Parson- ages, Fur- nishings, and Land.	Indeb- ted- ness.	Value of Other Church Property.	Insurance Carried.	Churches Damaged or De- stroyed.	Parsonages Damaged or De- stroyed.	Amount of Damage.	Loss Collected
25	1	5,000	1,500
26	1	8,000	2,000
27	1	1,500
28	1	4,000	2,800
29	1	5,000	5,300
30	1	4,000	2,500
31	1	5,000	3,000
32	1	55,000	31,000
33	1	3,000	2,000
34	1	3,000	5,000
35	1	3,000	2,000
36	1	6,000	10,000
37	1	85,000	22,500
38	1	5,000	1,200
39	1	4,000	1,200
40	1	4,000
41	1	2,000
42	1	5,000	7,000
43	1	3,500	1,200
44	1	3,600	1,200
45	1	30,000	28,000
46	1	6,000
47	1
48	1	36,000	15,200

TABLE No. 1—MEMBERSHIP, CHURCH PROPERTY AND INSURANCE.

		Membership.									
		Members Reported Last Year.	Local Preachers.	Additions on Profession of Faith.	Additions by Certificate and Otherwise.	Removals by Death and Otherwise.	Present Membership Including Local Preachers.	Number Licensed to Preach.	Infants Baptized.	All Others Baptized.	
Washington District—Continued											
49	Nokesville—										
50	Asbury	29	1	1	9	2	28	2	1	1	
51	Nokesville.	62	7	7		1	77		6	6	
52	Orlando.	20					20				
53	Providence.	27				2	25				
54	Woodlawn.	42					42				
Ocoquan—											
55	Cranford Memorial	80	7	7	1	3	85	2	5	5	
56	Ocoquan.	118	4	4	9	1	130	5	3	3	
57	Silverbrook.	24					23				
58	Woodbridge.	47	1	1		3	45		1	1	
Potomac.											
59	Prince George—	165	22	22		5	182	6	7	7	
Brookfield.											
60	Calvary.	36				7	29	1			
61	Emmanuel.	159	3	3	2	28	136	10			
62	Forest Grove	228	5	2	50	50	185	6			
63	Providence.	88	6	6	1	9	86	6			
Quantico—											
64	Bethel.	120			2	16	106				
65	Dumphries.	33				1	32				
66	Forest Hill	88	1	1		11	78	2			
67	Quantico.	77				13	64	3			
Remington—											
68	Grace.	220	22	22		22	220	2		20	
69	Liberty.	80	1	1		11	70				
70	Morrisville.	162	2	2		10	154				
71	Remington.	157			3	10	150				
72	Rockville—	351	5	5	16	10	362	6			
Stafford—											
73	Andrew Chapel	92				4	88				

TABLE No. 1—MEMBERSHIP, CHURCH PROPERTY AND INSURANCE.

	Church Property.										Insurance.				
	Number of Congrega- tions in Charge.	Number of Church Buildings.	Value of Buildings, Equip- ment, and Land.	Indebted- ness.	Number of Parson- ages.	Value of Parson- ages, Fur- nishings, and Land.	Indebted- ness.	Value of Other Church Property.	Insurance Carried.	Churches Damaged or De- stroyed.	Parsonages Damaged or De- stroyed.	Amount of Damage.	Loss Collected		
49	1	1	1,000	1	200		
50	1	1	3,000	3,000		
51	1	1	700		
52	1	1	1,000		
53	1	1	1,100		
54	1	2	9,000		
55	1	1	13,300	1	8,300	400		
56	1	1	3,500		
57	1	1	3,000		
58	1	1	18,500	1	5,000		
59	1	1	2,500		
60	1	1	3,000	1	4,500		
61	1	1	5,000		
62	1	1	6,000	1	2,000		
63	1	1	3,000		
64	1	1	3,000		
65	1	1	3,000	1	3,000		
66	1	1	2,500		
67		
68	1	1	6,000		
69	1	1	3,000		
70	1	1	3,000		
71	1	1	6,000	1	5,000		
72	1	1	22,000	1	7,000		
73	1	1	4,000	1	6,000		

TABLE No. 1—MEMBERSHIP, CHURCH PROPERTY AND INSURANCE.

Washington District—Continued		Membership.									
		Members Reported Last Year.	Local Preachers.	Additions on Profession of Faith.	Additions by Certificate and Otherwise.	Removals by Death and Otherwise.	Present Membership Including Local Preachers.	Number Licensed to Preach.	Infants Baptized.	All Others Baptized.	
74	Antioch	52	
75	Ebenezer	112	5	
76	New Hope	151	8	
77	Old Andrew	55	10	
78	Register	124	..	10	2	19	..	15	10	..	
79	Rock Hill	56	3	
	Sterling—										
80	Arcola	32	..	6	5	
81	Greenwood	48	..	2	..	1	2	
82	Pleasant Valley	116	..	19	2	19	
83	Ryan	66	1	
84	Sterling	74	..	4	1	1	4	
	Sudley—										
85	Fairview	13	
86	Gainsville	158	..	4	4	13	4	
87	Sudley	194	..	2	..	6	2	
	Warrenton—										
88	Bethel	78	1	..	2	2	
89	Hebron	48	
90	Soldier's Memorial	45	
91	Warrenton	218	..	33	11	18	
	Washington City—										
92	Calvary	275	1	2	8	63	..	2	1	..	
93	Emory	975	..	40	54	59	1,010	17	8	..	
94	Epworth	1,407	3	41	31	38	1,441	12	24	..	
95	Francis Asbury	831	..	40	106	37	940	9	9	..	
96	Marvin	238	2	2	5	3	242	18	1	..	
97	Mt. Rainier	604	1	30	18	15	637	19	10	..	
98	Mt. Vernon Place	2,809	7	120	196	150	2,975	48	20	..	
99	St. Paul	392	..	7	5	..	390	..	4	..	
	Total	19,463	31	774	806	1,006	20,004	3	378	337	

TABLE No. 1—MEMBERSHIP, CHURCH PROPERTY AND INSURANCE.

	Church Property.										Insurance.				
	Number of Congrega- tions in Charge.	Number of Church Buildings.	Value of Buildings, Equip- ment, and Land.	Indebted- ness.	Number of Parson- ages.	Value of Parson- ages, Fur- nishings, and Land.	Indebted- ness.	Value of Other Church Property.	Insurance Carried.	Churches Damaged or De- stroyed.	Parsonages Damaged or De- stroyed.	Amount of Damage.	Loss Collected		
74	1	1	2,000	2,000		
75	1	1	4,000	2,500		
76	1	1	6,000	1,000		
77	1	1	2,000	3,000		
78	1	1	4,000	800		
79	1	1	1,000		
80	1	1	2,400		
81	1	1	2,500	1,000		
82	1	1	3,100	2,000		
83	1	1	2,800	1,500		
84	1	1	2,800	1	4,100	3,500		
85	1	1	1,000	800		
86	1	1	4,000	1	5,000	2,500		
87	1	1	10,000	7,500		
88	1	1	4,500	1,000		
89	1	1	1,000	1,500		
90	1	1	5,000		
91	1	1	37,000	1	8,000	37,000		
92	1	1	40,000	1	9,000	25,000		
93	1	1	140,000	1	13,575	3,500	67,250		
94	1	1	207,000	1	16,000	107,100		
95	1	1	248,391	95,000		
96	1	1	35,000	1	12,000	23,300		
97	1	1	64,500	1	6,500	38,500		
98	1	1	425,000	135,600		
99	1	1	100,000	1	12,500	57,500		
	97	97	\$2,203,791	\$235,998	36	\$275,975	\$46,488	\$96,200	\$1,120,475		

TABLE No. 2—CHURCH PAPERS TAKEN, WOMAN'S WORK, LAY ACTIVITIES, EPWORTH LEAGUES AND SUNDAY SCHOOLS.

Washington District		Christian Literature.				Woman's Work.				Lay Activities.		
		Number of Methodist Families	Subscribers to General Organ	Subscribers to Conference Organ	Number of Societies	Members	Raised for Local Work	Amount sent to Conference	Number of Wesley Brothers	Members	Number in Fellowship of Stewardship	
Alexandria—												
1	Del Ray	200	1	32	1	93	\$394	\$341
2	Washington Street	635	6	75	1	173	238	1,038	15
3	Ballston-Central	126	2	17	2	40	485	69
Beltsville-Branchville.												
4	Beltsville.	90	2	15	1	8	129	44
5	Branchville.	60	12	1	8	203	28
6	Bethesda.	98	6	1	39	553	105
7	Brentwood.	96	1	6	1	27	77	89	1
Chesterbrook-Langly—												
8	Chesterbrook	54	2	289
9	Langly.	55	5	1	16	357	61
10	Clarendon.	260	18	25	1	183	1,157	855
Community Church												
11	Community Church	80	4	5	1	37	40	113
Colesville—												
12	Colesville.	40	12	1	16	75	58
13	Four Corners	20	3
14	Lay Hill	3
East Fairfax—												
15	Accotink.	23
16	Anandale.	91	8
17	Franconia.	37	3	1	8	29	18
18	Lincolnia.	42	1	6
19	Sydenstricker.	36	2
Fairfax—												
20	Andrew Chapel	68	7	1	23	215	81
21	Centerville.	27	2	1	17	188
22	Fairfax	69	3	14	2	54	447	162
23	Pender.	34	1	5	1	16	327
Falls Church—												
24	Dulin Chapel	104	2	16	1	28	363	158

TABLE No. 2.—CHURCH PAPERS TAKEN, WOMAN'S WORK, LAY ACTIVITIES, EPWORTH LEAGUES AND SUNDAY SCHOOLS.

Local Church Schools.

Local Church	Boards of Ch. Education	Number of Church Schools	Officers and Teachers	Scholars in Children's Division	Scholars in Young People's Division	Scholars in Adult Division	Total Enrollment including Officers and Teachers	Churches Having Vacation Schools	Number of Scholars Joining the Church	Number Taking Training Courses	Number of Adult Classes	Raised on Church School Day	Raised for Missions	Raised for All Other Purposes
1	1	1	50	274	184	96	600	...	15	6	2	\$15	\$330	\$1,875
2	1	1	80	372	187	296	935	...	38	15	3	25	375	2,836
3	1	1	42	198	84	65	389	...	36	59	4	8	70	618
4	1	1	17	123	24	23	187	...	3	6	2	13	54	193
5	1	1	14	44	26	28	112	...	3	3	2	5	101	258
6	1	1	21	95	65	18	199	...	7	5	1	5	76	598
7	1	1	25	80	56	20	209	...	9	5	2	8	108	271
8	1	1	13	50	18	5	86	7	1	6	4	320
9	1	1	10	45	33	39	127	...	8	9	1	8	85	353
10	1	1	59	242	188	160	649	...	16	35	3	20	374	1,176
11	1	1	22	103	76	35	236	...	11	5	2	5	30	100
12	...	1	16	65	35	17	138	...	3	...	1	10	32	165
13	...	1	13	20	25	25	78	...	2	...	1	6	10	115
14	...	1
15	...	1	7	26	9	...	42	52
16	1	1	13	91	35	34	173	9	1	5	82	412
17	1	1	7	22	4	10	43	...	1	2	1	...	9	39
18	1	1	9	26	20	16	71	...	2	7	1	...	22	84
19	1	1	7	20	11	7	45	1	...	5	23
20	1	1	14	36	46	31	127	...	3	15	2	5	39	279
21	1	1	4	18	12	10	44	...	2	2	1	3	10	40
22	1	1	18	61	44	41	164	...	8	55	4	4	155	490
23	1	1	5	43	31	13	92	...	2	4	1	7	6	150
24	1	1	19	58	27	76	180	...	4	9	5	...	198	249

TABLE No. 2—CHURCH PAPERS TAKEN, WOMAN'S WORK, LAY ACTIVITIES, EPWORTH LEAGUES AND SUNDAY SCHOOLS.

	Washington District—Continued				Christian Literature.			Woman's Work.				Lay Activities.		
	Number of Methodist Families	Subscribers to General Organ	Subscribers to Conference Organ	Number of Societies	Members	Raised for Local Work	Amount sent to Conference	Number of Wesley Brother-hoods	Members	Number in Fellowship of Steward-ship	Lay Activities.			
											Number of Societies	Members		
25	Dun Loring	8	2		
26	Merrifield	18	2		
	Fauquier—													
27	Auburn	12	2		
28	Calverton	20	4		
29	Catlett	32	1		
30	Midland	35	3		
31	Mt. Horeb	34	3		
32	Fredericksburg	365	3		
	Herndon—													
33	Arnon	46	6		
34	Dranesville	17	4		
35	Floris	21	6		
36	Herndon	34	2		
37	Hyattsville	160	2		
	La Plata—													
38	Bethel	23	7		
39	Chicamauxen	15	3		
40	Dentsville	41	2		
41	Indian Head	100	3		
42	La Plata	47	3		
43	Pisgah	73	14		
44	Shiloh	32	4		
	Leesburg—													
45	Leesburg	150	2		
46	Sycolin	15	4		
	Manassas—													
47	Burke	21		
48	Grace	52	2		

TABLE No. 2—CHURCH PAPERS TAKEN, WOMAN'S WORK, LAY ACTIVITIES, EPWORTH LEAGUES AND SUNDAY SCHOOLS.

Local Church Schools.

	Local Church Boards of Ch. Education	Number of Church Schools	Officers and Teachers	Scholars in Children's Division	Scholars in Young Peoples Division	Scholars in Adult Division	Total Enrollment including Officers and Teachers	Churches Having Week-Day Meetings with Children	Churches Having Vacation Schools	Number of Scholars Joining the Church	Number Taking Training Courses	Number of Adult Classes	Raised on Church School Day	Raised for Missions	Raised for All Other Purposes
25	...	1	9	16	20	12	57	9	...	1	74
26
27	...	1	6	4	11	9	30	...	1	...	2	...	14	...	29
28	1	1	9	16	17	19	52	30	...	70
29	1	1	6	25	22	13	60	1	...	11	...	50
30	1	1	5	14	12	23	49	6	...	76
31	1	1	5	14	12	23	49	6	...	76
32	1	1	44	167	235	313	759	...	1	27	15	5	20	590	1,213
33	1	1	13	41	28	30	112	...	1	18	1	2	6	5	143
34	1	1	12	24	13	16	65	...	1	8	6	1	7	20	93
35	1	1	12	34	31	22	99	9	2	5	5	132
36	1	1	11	51	37	36	135	...	1	11	9	2	2	22	131
37	1	1	35	144	101	153	407	...	1	17	8	3	16	264	671
38	1	1	8	5	12	14	38	1	1	5	10	63
39	1	1	6	10	20	12	42	...	1	...	6	1	...	33	55
40	1	1	7	10	25	33	68	1	...	21	76
41	1	1	6	20	17	28	65	...	1	...	6	1	...	22	73
42	1	1	10	25	20	25	70	7	2	...	30	100
43	1	1	10	20	30	24	74	...	1	1	9	1	...	77	172
44	1	1	6	23	16	16	55	...	1	...	5	1	...	30	156
45	1	1	10	40	50	65	165	...	1	5	...	2	12	170	180
46	...	1	4	15	10	10	39	36	...
47	7
48	1	1	23	60	35	97	215	1	2	4	293

TABLE No. 2—CHURCH PAPERS TAKEN, WOMAN'S WORK, LAY ACTIVITIES, EPWORTH LEAGUES AND SUNDAY SCHOOLS.

	Washington District—Continued	Christian Literature.			Woman's Work.				Lay Activities.			
		Number of Methodist Families	Subscribers to General Organ	Subscribers to Conference Organ	Number of Societies	Members	Raised for Local Work	Amount sent to Conference	Number of Wesley Brothers	Members	Number in Fellowship of Stewardship	
												Treasurer
49	Nokesville—											
50	Asbury.	18	1	1	10	34	26
51	Nokesville.	34	9	1	15	135	39
52	Orlando.	8	1
53	Providence.	12	1
54	Woodlawn.	20	4	1	12	1
55	Ocoquan—											
56	Cranford Memorial	44	6	22	11	80
57	Ocoquan.	54	10	1
58	Silverbrook.	12	1
59	Woodbridge.	28	1
60	Potomac.	41	8
61	Prince George—											
62	Brookfield.	7	1	12	6	7
63	Calvary.	33	6	1	20	209	59
64	Emmanuel.	50	12	1	22	172	43
65	Forest Grove	22	3	1	14	72	35
66	Providence.	26	4	1	15	51	8
67	Quantico—											
68	Bethel.	1	1	23	34	41
69	Dumphries.	4	1	20	20	31
70	Forest Hill	1	1
71	Quantico.
72	Remington—											
73	Grace.	50	2
74	Liberty.	20	3
75	Morrisville.	30	6	1	24	18	28
76	Rockville.	40	1	1	16	10	68
77	Staunton—											
78	Andrew Chapel	128	4	1	41	733	228
79	Staunton—											
80	Andrew Chapel	21	1	2

TABLE No. 2—CHURCH PAPERS TAKEN, WOMAN'S WORK, LAY ACTIVITIES, EPWORTH LEAGUES AND SUNDAY SCHOOLS.

Local Church Schools.

	Local Church Boards of Ch. Education	Number of Church Schools	Officers and Teachers	Scholars in Children's Division	Scholars in Young People's Division	Scholars in Adult Division	Total Enrollment including Officers and Teachers	Churches Having Meetings with Children	Churches Having Vacation Schools	Number of Scholars Joining the Church	Number Taking Training Courses	Number of Adult Classes	Raised on Church School Day	Raised for Missions	Raised for All Other Purposes
49	...	1	6	10	6	14	36	1	...	1	1	...	32
50	...	1	6	25	20	12	63	7	...	1	65
51
52
53	...	1	6	26	9	16	57	1	4	...	34
54	1	1	10	39	56	37	142	...	1	6	5	2	5	155	169
55	1	1	13	57	56	45	171	...	1	4	9	2	5	126	258
56
57	...	1	6	22	6	8	42	1	...	1	3	...	29
58	...	1	10	45	20	112	187	...	1	18	5	2	5	95	1,061
59	1	1	6	14	11	5	36	3	...	23
60	1	1	14	44	22	24	104	...	1	3	2	1	3	25	203
61	1	1	15	34	48	26	123	...	1	6	29	3	5	45	360
62	1	1	11	44	20	17	92	...	1	7	5	1	5	30	132
63	1	1	9	34	56	28	127	...	1	2	24	1	6	...	190
64	1	1	5	48	8	14	75	1	3	9	37
65	1	1	9	104	20	14	147	1	...	1	4	29	91
66	1	1	7	40	15	10	72	1	2	15	31
67
68	1	1	11	42	31	30	114	...	1	18	...	1	4	8	96
69	1	1	7	12	10	12	41	...	1	1	...	1	4	1	9
70	1	1	10	26	28	23	87	...	1	2	...	1	8	17	85
71	1	1	12	27	34	28	101	2	...	30	98
72	1	1	19	136	23	48	217	...	1	8	10	3	25	75	700
73	1	1	12	18	16	23	71	1	6	15	20

TABLE No. 2—CHURCH PAPERS TAKEN, WOMAN'S WORK, LAY ACTIVITIES, EPWORTH LEAGUES AND SUNDAY SCHOOLS.

Washington District—Continued		Christian Literature.			Woman's Work.				Lay Activities.			
		Number of Methodist Families	Subscribers to General Organ	Subscribers to Conference Organ	Number of Societies	Members	Raised for Local Work	Amount sent to Conference	Number of Wesley-Brother-hoods	Members	Number in Fellowship of Steward-ship	
74	Antioch.	19	..	3
75	Ebenezer.	45	..	3
76	New Hope	40	..	10
77	Old Andrew	20	..	3
78	Register	50	..	10	1	43	79
79	Rock Hill	10	..	1
Sterling—												
80	Arcola.	18	..	6
81	Greenwood.	14	..	6
82	Pleasant Valley	65	..	8
83	Ryan.	36	..	13	1	6	6	7
84	Sterling.	40	..	12
Sudley—												
85	Fairview.	5	..	1
86	Gainsville.	30	1	17	1	13	193	40
87	Sudley.	57	..	20	1	36	388	55
Warrenton—												
88	Bethel.	37	..	4	1	11	5	13
89	Hebron.	18	..	2
90	Soldier's Memorial	23	..	2
91	Warrenton.	127	..	14	1	46	328	85
Washington City—												
92	Calvary.	153	3	35	1	41	90	175	1	30	10	..
93	Emory.	430	4	35	1	71	310	531
94	Epworth.	..	13	65	1	147	551	1,234
95	Francis Asbury	499	9	75	1	131	138	810
96	Marvin.	144	2	31	1	32	113	181
97	Mt. Rainier	344	1	21	1	31	41	85
98	Mt. Vernon Place.	..	23	70	1	293	1,422	2,715
99	St. Paul	151	3	39	1	48	621	200
Total		6,692	134	1,070	57	2,270	\$11,920	\$11,373	3	90	27	..

TABLE No. 2.—CHURCH PAPERS TAKEN, WOMAN'S WORK, LAY ACTIVITIES, EPWORTH LEAGUES AND SUNDAY SCHOOLS.

Local Church Schools.

	Local Church Boards of Ch. Education	Number of Church Schools	Officers and Teachers	Scholars in Children's Division	Scholars in Young People's Division	Scholars in Adult Division	Total Enrollment including Officers and Teachers	Churches Having Vacation Schools	Number of Scholars joining the Church	Number Taking Training Courses	Number of Adult Classes	Raised on Church School Day	Raised for Missions	Raised for All Other Purposes
74	...	1	10	10	12	18	50	1	...	10	18
75	...	1	10	21	18	30	79	2	...	14	12
76	1	1	11	47	64	24	147	2	5	26	40
77	...	1	6	11	16	22	55	1	3	25	12
78	1	1	11	13	14	17	58	1	...	15	...
79
80	...	1	11	18	15	10	54	...	5	...	1	25
81	...	1	12	15	16	20	63	...	2	...	1	5	...	85
82	1	1	16	26	57	46	145	...	18	...	2	11	38	205
83	1	1	12	17	16	31	76	1	2	16	112
84	1	1	10	17	22	12	61	...	1	...	1	3	12	75
85	...	1	5	10	4	14	33	1	2	...	15
86	...	1	6	12	20	4	43	...	2	...	1	3	...	37
87	1	1	11	37	19	61	128	...	2	...	2	7	...	176
88	...	1	5	18	10	15	48	1	10
89	...	1	5	20	9	12	46	1	15
90
91	1	1	27	94	58	68	220	...	32	...	3	10	166	378
92	1	1	16	46	17	61	163	...	2	...	3	7	125	185
93	1	1	75	271	210	226	782	...	12	...	3	25	456	3,848
94	1	1	76	390	280	457	1,203	...	34	...	10	20	1,500	2,556
95	1	1	52	119	152	206	529	...	43	...	6	24	306	2,599
96	1	1	28	55	41	79	203	3	3	420	597
97	1	1	55	171	129	181	536	...	30	...	6	10	826	1,600
98	1	1	77	290	284	624	1,275	...	46	...	11	50	1,143	5,997
99	1	1	34	52	71	122	279	...	7	...	4	14	133	438
	70	89	1,541	5,567	4,061	4,893	15,963	8	589	615	169	\$551	\$9,553	\$37,903

Financial Exhibit—Raised During the Year.

	Golden Cross	Hospitals	Superannuate Endowment	Superannuate Homes	Orphanages	Churches and Parsonages	Insurance Premiums	Incidentals	All Other Purposes	Total Amount Raised by Women's Missionary Societies	Total Amount Raised by Brotherhoods	Total Amount Raised by Church Schools	Total	Less Items Reported Twice	Grand Total for Year
1	\$8,245
2	..	\$25	\$37	..	\$991	\$1,047	\$735	..	\$1,875	\$8,730	\$435	\$8,295
3	350	..	1,321	825	1,276	..	2,836	20,996	300	20,696
4	1,906	..	361	20	554	..	717	5,531	557	4,974
5	458	..	13	215	173	..	260	2,666	121	2,545
6	280	..	10	51	231	..	364	1,918	191	1,727
7	738	..	23	266	404	..	624	4,584	312	4,272
8	1,217	659	21	679	4,329	559	3,770
9	640	166	..	387	3,865	129	3,736
10	297	352	1,612	305	1,307
11	2,240	9	418	..	476	3,955	238	3,717
12	2,607	306	418	..	828	5,567	543	5,024
13	853	533	2,012	..	1,570	14,538	860	13,678
14	3,017	712	133	..	135	5,749	..	5,749
15	2,500	45	206	..	350	4,248	100	4,148
16	3,250	21	420	4,222	150	4,072
17
18	66	206	..	770	8,470	251	8,219
19	60	47	..	52	52	..	52
20	24	494	1,677	82	1,595
21	66	48	446	9	437
22	66	106	788	22	766
23	2	330	5	325
24	152	47	..	728	3,283	118	3,175
25	296	..	323	1,892	50	1,842
26	188	..	53	553	10	543

TABLE No. 8—FINANCE.

	Washington District—Continued				Presiding Elder.		Preacher in Charge.		District Work.		General and Conference Work.	
	Appointed.		Paid.		Appointed.		Paid.		Appointed.		Paid.	
22	Fairfax	45	45	890	890	9	9	278	278	378	378	
23	Pender	12	12	201	201	2	2	71	71	71	71	
	Total	106	106	1,900	1,900	20	20	647	647	747	747	
24	Falls Church—P. C. Helmintoller, Jr.	91	91	1,395	1,395	10	10	464	464	464	464	
25	Dulin Chapel	15	15	220	220	5	5	20	20	20	20	
25	Dun Loring	10	10	185	185	5	5	50	50	50	50	
26	Merrifield	116	116	1,800	1,800	20	20	594	594	594	594	
	Total	200	200	2,700	2,700	34	34	1,268	1,268	1,268	1,268	
27	Fauquier—B. T. Price	2	2	75	75	2	2	15	15	15	15	
27	Auburn	20	20	315	315	4	4	60	60	60	60	
28	Calverton	27	27	435	435	5	5	106	106	106	106	
29	Catlett	25	25	325	325	5	5	80	80	80	80	
30	Midland	23	23	350	350	4	4	64	64	64	64	
31	ML. Horeb	97	97	1,500	1,500	20	20	325	325	325	325	
	Total	200	200	2,700	2,700	34	34	1,268	1,268	1,268	1,268	
32	Fredericksburg—R. B. Claggett	20	20	317	317	5	5	113	113	113	113	
	Herndon—W. B. Bryant (III)	8	8	183	183	5	5	68	68	68	68	
33	Arnon	18	18	323	323	5	5	113	113	113	113	
34	Dranesville	24	24	377	377	5	5	148	148	148	148	
35	Floris	70	70	1,200	1,200	20	20	442	442	442	442	
36	Herndon	80	80	2,600	2,600	20	20	705	705	705	705	
	Total	200	200	2,600	2,600	20	20	705	705	705	705	
37	Hyattsville—J. R. Wood	5	5	204	204	2	2	47	47	47	47	
	La Plata—C. M. Lefew	5	5	190	190	2	2	56	56	56	56	
38	Bethel	15	15	402	402	4	4	31	31	31	31	
39	Chicamauxen	8	8	292	292	2	2	32	32	32	32	
40	Dentsville	25	25	450	450	5	5	79	79	79	79	
41	Indian Head											
42	La Plata											

Financial Exhibit—Raised During the Year.

	Golden Cross	Hospitals	Superannuate Endowment	Superannuate Homes	Orphanages	Churches and Parsonages	Insurance Premiums	Incidentals	All Other Purposes	Total Amount Raised by Women's Missionary Societies	Total Amount Raised by Brotherhoods	Total Amount Raised by Church Schools	Total	Less Items Reported Twice	Grand Total for Year
22	64	320	74	265	..	609	..	650	3,304	300	3,304
23	45	95	10	327	..	163	926	200	726
24	170	607	116	400	..	1,420	..	1,189	6,675	560	6,115
25	36	1,081	156	103	542	521	..	452	4,851	561	4,290
26	5	21	10	..	23	319	..	319
27	10	..	8	..	12	74	354	20	334
28	51	1,102	174	103	577	521	..	526	5,524	581	4,943
29	10	104	104	..	104
30	12	40	9	25	..	124	..	43	652	14	638
31	10	190	16	40	..	180	..	100	1,109	30	1,039
32	10	150	6	100	..	55	..	67	823	11	812
33	6	55	17	20	102	641	20	621
34	38	435	48	195	..	359	..	812	3,329	75	3,254
35	302	656	54	837	2,360	1,026	..	1,323	11,460	1,239	10,201
36	20	180	10	30	13	185	..	154	1,047	140	907
37	15	141	18	10	6	120	574	20	554
38	12	180	12	10	142	938	5	933
39	46	240	12	21	155	1,540	190	1,350
40	27	450	40	40	21	253	..	571	4,099	355	3,744
41	108	1,011	80	98	61	488	..	952	7,060	182	6,878
42	57	1,119	81	831	57	538	..	73	369	10	359
43	20	..	4	3	11	88	794	33	761
44	13	..	4	6	430	96	988	21	967
45	10	30	400	95	2,000	22	1,978
46	8	53	1,500	130	935	30	905
47	14	85	115	..	15

TABLE No. 3—FINANCE.

		Presiding Elder.		Preacher in Charge.		District Work.		General and Conference Work.	
		Appointed.	Paid.	Appointed.	Paid.	Appointed.	Paid.	Assumed.	Paid.
Washington District—Continued									
43	Pisgah	25	25	455	455	6	6	169	169
44	Shiloh	15	15	335	335	4	4	61	61
	Total	98	98	2,328	2,328	25	25	475	485
45	Leesburg—J. H. Bean	107	107	2,200	2,200	27	27	771	771
46	Leesburg	35	160	160	160	100	100
	Sycolin	142	142	2,360	2,360	871	871
	Total	20	20	300	300	3	3	50	50
47	Manassas—H. P. Baker	95	95	1,900	1,900	12	12	325	325
48	Burke	115	115	2,200	2,200	15	15	375	375
	Total	8	8	117	117	3	3	52	52
49	Nokesville—C. S. Clarkson (II)	17	17	215	230	4	4	110	110
50	Asbury	3	3	45	45	20	20
51	Nokesville	4	4	70	70	25	25
52	Orlando	9	10	103	104	3	3	54	54
53	Providence	41	42	550	566	12	12	261	261
	Woodlawn
	Total	34	34	566	566	5	5	150	150
54	Ocoquan—F. L. Morrison	53	53	880	880	5	5	275	275
55	Cranford Memorial	7	7	116	116	4	4	50	50
56	Ocoquan	12	12	188	188	4	4	50	50
57	Silverbrook	106	106	1,750	1,750	18	18	525	525
	Woodbridge	32	32	800	800	13	13	268	268
	Total	10	10	134	134	2	2	50	50
58	Potomac—K. D. Swecker	13	13	350	350	4	4	75	75
59	Prince George—C. C. Bush
60	Brookfield
	Calvary

Financial Exhibit—Raised During the Year.

	Golden Cross	Hospitals	Superannuate Endowment	Superannuate Homes	Orphanages	Churches and Parsonages	Insurance Premiums	Incidentals	All Other Purposes	Total Amount Raised by Women's Missionary Societies	Total Amount Raised by Brotherhoods	Total Amount Raised by Church Schools	Total	Less Items Reported Twice	Grand Total for Year
43	42	36	127	112	..	249	1,221	77	1,144
44	19	..	21	12	55	186	708	30	678
45	126	..	46	225	2,638	112	15	917	7,015	223	6,792
46	40	..	100	350	1,400	100	..	362	5,457	170	5,287
47	31	25	28	36	415	25	390
48	71	..	100	375	4,428	100	..	398	5,872	195	5,677
49	37	410	..	410
50	25	2,275	4	746	2,661	112	..	318	8,473	..	8,473
51	62	2,375	4	746	2,661	112	..	318	8,883	..	8,883
52	1	12	..	2	2	60	..	33	290	..	282
53	33	220	18	69	340	177	..	84	1,292	135	1,157
54	68	..	68
55	7	5	106	..	106
56	41	40	1	..	49	268	..	268
57	25	277	18	61	342	238	..	166	2,024	143	1,881
58	32	479	55	21	103	329	1,379	193	1,186
59	7	5	165	236	91	..	389	2,610	169	2,441
60	10	194	..	194
	5	25	10	..	3	347	..	347
	62	602	80	186	342	91	..	50	4,530	18	4,530
	50	250	44	20	500	768	3,088	300	2,788
	6	9	3	5	1	31	241	5	236
	8	91	5	31	212	13	..	236	1,048	150	898

TABLE No. 3—FINANCE.

Washington District—Continued		Presiding Elder.		Preacher in Charge.		District Work.		General and Conference Work.	
		Appor- tioned.	Paid.	Appor- tioned.	Paid.	Appor- tioned.	Paid.	Assumed	Paid.
61	Emmanuel.....	28	28	700	700	8	8	225	225
62	Forest Grove.....	20	20	400	410	7	7	120	120
63	Providence.....	20	20	400	406	4	4	65	65
	Total.....	91	91	1,977	2,000	25	25	535	535
64	Quantico—A. H. Shumate	5	5	125	125	2	2	23	23
65	Bethel.....	20	20	300	300	6	6	45	45
66	Dumphries.....	12	12	175	175	4	4	32	32
67	Forest Hill.....	12	12	175	175	4	4	32	32
	Quantico.....	37	37	600	600	12	12	100	100
	Total.....	37	37	600	600	12	12	100	100
68	Remington—R. D. Marshall	22	22	250	250	50	50
69	Grace.....	16	16	150	150	25	25
70	Liberty.....	22	22	300	300	75	75
71	Morrisville.....	30	30	500	500	100	100
	Remington.....	90	90	1,200	1,200	250	250
	Total.....	122	122	2,400	2,400	1,000	1,000
72	Rockville—J. W. Rosenberger.	16	16	256	256	4	4	54	54
73	Stafford—O. D. Lambert	10	10	160	160	4	4	24	24
74	Antioch.....	20	20	320	320	5	5	54	54
75	Ebenezer.....	20	20	320	320	6	6	166	166
76	New Hope.....	10	10	160	160	3	3	25	25
77	Old Andrew.....	15	15	240	240	5	5	57	57
78	Register.....	9	9	144	144	3	3	20	20
79	Rock Hill.....	100	100	1,600	1,600	30	30	400	400
	Total.....	100	100	1,600	1,600	30	30	400	400
80	Sterling—W. H. Gray	13	13	160	160	2	2	21	21
81	Arcola.....	12	12	155	155	2	2	21	21
	Greenwood.....	12	12	155	155	2	2	21	21

Financial Exhibit—Raised During the Year.

	Golden Cross	Hospitals	Superannuate Endowment	Superannuate Homes	Orphanages	Churches and Parsonages	Insurance Premiums	Incidentals	All Other Purposes	Total Amount Raised by Women's Missionary Societies	Total Amount Raised by Brotherhoods	Total Amount Raised by Church Schools	Total	Less Items Reported Twice	Grand Total for Year
61	21	10	20	89	864	268	..	410	2,643	168	2,475
62	17	180	25	110	38	215	..	167	1,309	57	1,252
63	11	77	32	26	10	107	..	198	956	120	836
64	63	367	85	261	1,125	603	..	1,042	6,197	500	5,697
65	10	10	3	59	..	49	286	48	238
66	20	128	16	40	5	75	..	124	779	8	771
67	8	10	2	51	..	48	342	10	332
68	38	128	16	60	10	185	1,407	66	1,341
69	14	75	21	..	50	108	590	..	590
70	1	50	20	..	25	14	301	..	301
71	19	200	15	..	50	46	..	109	836	..	836
72	52	250	76	..	50	78	..	128	1,269	..	1,269
73	86	575	192	..	175	124	..	359	2,996	..	2,996
74	423	73	530	1,000	961	..	800	7,843	885	7,008
75	16	194	8	15	563	20	1,146	20	1,126
76	135	6	20	349	40	748	..	738
77	24	226	..	15	635	61	1,360	14	1,346
78	24	33	6	20	451	117	1,203	26	1,177
79	13	212	8	20	606	60	1,117	25	1,092
80	2	189	16	60	248	189	..	43	1,086	15	1,071
81	103	60	..	10	2,852	189	6,908	110	6,798
	2	10	4	20	341	268	..	268
	10	10	..	20	40	319	5	314

TABLE No. 3—FINANCE.

	Presiding Elder.		Preacher in Charge.		District Work.		General and Conference Work.	
	Appor- tioned.	Paid.	Appor- tioned.	Paid.	Appor- tioned.	Paid.	Assumed.	
							Assumed.	Paid.
Washington District—Continued								
82	25	25	306	321	5	5	158	172
83	20	20	263	263	5	5	80	80
84	14	14	266	266	3	3	70	70
	84	84	1,150	1,165	17	17	350	364
85	5	5	50	50	3	3	25	25
86	30	30	300	300	7	7	60	60
87	55	55	600	600	10	10	115	115
	90	90	950	950	20	20	200	200
88			150	150				
89			50	50				
90			50	50				
91	112	112	1,600	1,600	21	21	400	400
	112	112	1,850	1,850	21	21	400	400
Washington City—								
92	110	110	2,100	2,100	26	26	600	600
93	200	200	4,000	4,000	45	45	1,350	1,350
94	248	248	4,000	4,000	60	60	2,336	2,336
95	140	140	3,600	3,600	27	27	1,387	1,387
96	70	70	1,400	1,530	27	27	515	515
97	100	100	2,400	2,400	20	20	1,000	1,000
98	555	555	6,500	6,500	108	108	5,078	5,078
99	115	115	2,800	2,800	23	23	700	700
	\$4,501	\$4,502	\$80,465	\$80,649	\$969	\$974	\$29,122	\$29,276
	Total							

Financial Exhibit—Raised During the Year.

Golden Cross	Hospitals	Supernummate Endowment	Supernummate Homes	Orphanages	Churches and Parsonages	Insurance Premiums	Incidentals	All Other Purposes	Total Amount Raised by Woman's Missionary Societies	Total Amount Raised by Brotherhoods	Total Amount Raised by Church Schools	Total	Less Items Reported Twice	Grand Total for Year
82	61	451	12	70	25	230	1,372	10	1,362
83	22	146	4	40	5	13	..	112	710	20	690
84	14	90	14	35	75	581	10	571
85	109	707	84	185	30	13	..	542	3,250	45	3,205
86	8	20	3	15	50	17	191	..	191
87	11	142	8	25	105	233	..	40	961	123	838
88	35	500	40	100	169	443	..	183	2,265	225	2,030
89	54	602	51	140	324	676	..	240	3,407	348	3,059
90	75	10	10	..	18	..	10	273	..	273
91	10	25	15	100	..	100
92	61	350	10	217	176	413	60	..	60
93	61	425	10	237	201	431	..	526	3,886	116	3,770
94	81	2,000	30	946	150	265	45	551	4,319	116	4,203
95	210	350	75	4,080	1,167	841	..	317	6,715	125	6,590
96	625	2,627	310	..	5,486	1,755	..	4,329	16,852	..	16,852
97	147	9,136	279	..	409	1,720	..	4,076	21,522	625	20,897
98	97	1,024	198	6,757	685	310	..	2,977	26,498	1,100	25,398
99	56	4,171	29	587	76	136	..	1,023	5,897	78	5,819
00	513	3,484	165	..	25,194	4,137	..	2,436	11,336	707	10,629
01	3,306	..	374	815	821	..	7,190	52,925	..	52,925
02	1,882	10,836	133	10,703
	\$1	\$25	\$53	\$1,276	\$55,387	\$3,387	\$27,641	\$64,039	\$21,802	\$81	\$48,176	\$343,569	\$12,635	\$330,934

TABLE No. 1—MEMBERSHIP, CHURCH PROPERTY AND INSURANCE.

Winchester District.	Membership.										
	Members Reported Last Year.	Local Preachers.	Additions on Profession of Faith.	Additions by Certificate and Otherwise.	Removals by Death and Otherwise.	Present Membership Including Local Preachers.	Number Licensed to Preach.	Infants Baptized.	All Others Baptized.		
1 Berkeley—											
2 Bedington.	181	..	5	3	8	181	..	1	..		
3 Butler's Chapel	67	67	..	1	..		
4 Hedgesville.	226	..	18	4	7	241	..	6	12		
Berryville—											
5 Duncan Memorial	441	..	35	18	4	490	..	3	30		
6 Marvin Chapel	147	..	23	6	1	175	21		
Bruce town—											
7 Bruce town.	130	..	26	2	2	156	22		
8 Burnt Factory	86	..	3	1	..	90	3		
9 Crums.	61	..	2	1	..	64	1		
10 Stephenson.	121	..	19	5	..	145	18		
11 Well town.	62	..	13	4	..	79	12		
12 Brunswick.	249	..	11	4	10	254	..	9	4		
Charles Town—											
13 Bethany.	48	1	1	..	1	48	1		
14 Charles Town	743	..	29	9	29	752	..	11	9		
Edinburg—											
15 Edinburg.	223	..	14	4	20	221	13		
16 Wesley Chapel.	124	..	9	1	6	128	9		
Frederick—											
17 Carpers Valley	83	9	74		
18 Lamps Memorial	36	1	2	35		
19 Macedonia	107	..	9	1	9	108		
20 Paxton.	85	..	1	2	17	71		
21 Relief.	109	..	1	3	13	100		
22 Round Hill	62	..	5	2	19	50		
Front Royal	663	..	23	18	35	669	..	8	19		

TABLE No. 1—MEMBERSHIP, CHURCH PROPERTY AND INSURANCE.

Number of Congrega- tions in Charge.	Church Property.							Insurance.				
	Number of Church Buildings.	Value of Buildings, Equip- ment, and Land.	Indebted- ness.	Number of Person- ages.	Value of Person- ages, Fur- nishings, and Land.	Indebted- ness.	Value of Other Church Property.	Insurance Carried.	Churches or De- amaged or De- stroyed.	Parsonages or De- amaged or De- stroyed.	Amount of Damage.	Loss Collected
1	1	\$18,000	\$3,500
2	1	1,000	1,000
3	1	8,000	6,200
4	1	33,000	15,000
5	1	3,000	2,500
6	1	5,500	6,200
7	1	12,000	4,000
8	1	4,500	3,000
9	1	3,000	1,000
10	1	4,500	3,300
11	1	20,000	4,650	15,000
12	1	2,500	2,000
13	1	31,500	28,700
14	1	20,000	7,200
15	1	3,500	2,500
16	1	3,000	2,000
17	1	2,500	700
18	1	3,000	2,500
19	1	2,500	1,600
20	1	4,500	2,000
21	1	5,000
22	1	75,000	1,350	28,000

TABLE No. 1—MEMBERSHIP, CHURCH PROPERTY AND INSURANCE.

Winchester District—Continued		Membership.										
		Members Reported Last Year.	Local Preachers.	Additions on Profession of Faith.	Additions by Certificate and Otherwise.	Removals by Death and Otherwise.	Total Membership Including Local Preachers.	Number Licensed to Preach.	Infants Baptized.	All Others Baptized.		
23	Hamilton-Purcellville—											
24	Bethany.....	289	...	5	4	16	282	...	7	1		
	Harmony.....	265	...	2	2	26	243	...	3	1		
Hillsboro-Bluemont—												
25	Bluemont.....	140	1	1	140		
26	Hillsboro.....	66	1	65		
27	James Chapel.....	13	3	...	16		
28	Philemont.....	84	6	78		
29	Round Hill.....	130	...	2	2	4	130	...	2	1		
30	Salem.....	90	...	2	4	2	94		
Jefferson—												
31	Kabletown.....	127	2	125	...	4	...		
32	Leetown.....	90	...	5	3	4	94	3		
33	Middleway.....	125	...	3	...	4	124	...	2	1		
34	Oakland.....	82	1	1	82		
35	Summit Point.....	155	4	4	155		
Linden—												
36	Happy Creek.....	52	1	51		
37	Howisville.....	26	2	24		
38	Hume.....	14	1	13		
39	Landen.....	100	...	11	...	5	106		
40	Markham.....	31	3	1	33		

TABLE No. 1—MEMBERSHIP, CHURCH PROPERTY AND INSURANCE.

	Church Property.										Insurance.				
	Number of Congrega- tions In Charge.	Number of Church Buildings.	Value of Buildings, Equip- ment, and Land.	Indebted- ness.	Number of Parson- ages.	Value of Parson- ages, Fur- nishings, and Land.	Indebted- ness.	Value of Other Church Property.	Insurance Carried.	Churches Damaged or De- stroyed.	Parsonages Damaged or De- stroyed.	Amount of Damage.	Loss Collected		
23	1	1	50,000	1,000	1	5,300	11,250		
24	1	1	25,000	1	15,515		
25	1	1	4,000	5,000		
26	1	1	3,500	1	5,000	1,500		
27	1	1	500		
28	1	1	3,000	2,500		
29	1	1	5,000	4,000		
30	1	1	3,000	1,500		
31	1	1	14,000		
32	1	1	3,000	1,800		
33	1	1	3,500		
34	1	1	3,200		
35	1	1	14,000	1	4,000	7,000		
36	1	1	2,000	1,500		
37	1	1	1,500		
38	1	1	1,500		
39	1	1	4,500	1	4,000	3,000		
40	1	1	4,500	3,000		

TABLE No. 1—MEMBERSHIP, CHURCH PROPERTY AND INSURANCE.

Winchester District—Continued	Membership.									
	Members Reported Last Year.	Local Preachers.	Additions on Profession of Faith.	Additions by Certificate and Otherwise.	Removals by Death and Otherwise.	Present Total Membership Including Local Preachers.	Number Licensed to Preach.	Infants Baptized.	All Others Baptized.	
Loudoun—										
41 Bloomfield.....	69	69	
42 Cool Spring.....	33	1	32	
43 Paris.....	72	..	2	..	1	73	2	
44 Unison.....	110	2	1	111	
45 Upperville.....	124	1	123	
Marshall—										
46 Marshall.....	200	..	6	..	4	202	3	
47 Orlean.....	42	42	
48 Rectortown.....	154	1	9	..	7	156	..	5	..	
49 The Plains.....	52	52	
50 Wesley Chapel.....	78	2	76	
51 Martinsburg.....	936	1	24	18	16	962	..	5	7	
Middleburg—										
52 Aldie.....	33	37	..	70	
53 Landmark.....	26	..	3	8	..	37	3	
54 Middleburg.....	169	..	4	4	14	163	3	
55 Mountville.....	55	..	1	3	1	58	1	
Middletown—										
56 Epworth.....	42	42	
57 Grace.....	254	..	14	2	..	268	..	5	..	
58 Hites.....	19	19	
Mt. Jackson—										
59 Hamburg.....	23	4	19	
60 Mt. Clifton.....	55	1	54	
61 Mt. Jackson.....	136	..	16	4	6	150	11	
62 Quicksburg.....	69	1	2	68	

TABLE No. 1—MEMBERSHIP, CHURCH PROPERTY AND INSURANCE.

	Church Property.										Insurance.				
	Number of Congrega- tions in Charge.	Number of Church Buildings	Value of Buildings, Equip- ment, and Land.	Indebted- ness.	Number of Parson- ages.	Value of Parson- ages, Fur- nishings, and Land.	Indebted- ness	Value of Other Church Property.	Insurance Carried.	Churches Damaged or De- stroyed.	Parsonages Damaged or De- stroyed.	Amount of Damage.	Loss Collected		
41	1	1	2,700		
42	1	1	2,000		
43	1	1	5,000		
44	1	1	5,000		
45	1	1	7,000		
46	1	1	10,000		
47	1	1	3,000		
48	1	1	5,000		
49	1	1	2,000		
50	1	1	2,000		
51	1	1	30,000		
52	1	1	2,000		
53	1		
54	1	1	8,000		
55	1	1	2,000		
56	1	1	1,500		
57	1	1	50,000		
58	1	1	1,500		
59	1	1	1,500		
60	1	1	3,000		
61	1	1	9,500		
62	1	1	3,000		

TABLE No. 1—MEMBERSHIP, CHURCH PROPERTY AND INSURANCE.

Winchester District—Continued	Membership.									
	Members Reported Last Year.	Local Preachers.	Additions on Profession of Faith.	Additions by Certificate and Otherwise.	Removals by Death and Otherwise.	Present Total Membership Including Local Preachers.	Number Licensed to Preach.	Infants Baptized.	All Others Baptized.	
Ridgeway—										
63 Arden.....	55	...	3	2	7	53	...	1	...	
64 Darksville.....	56	...	9	5	4	66	6	
65 Gerardstown.....	67	...	45	1	2	111	...	1	23	
66 Paynes Chapel.....	127	...	106	6	14	225	...	13	73	
67 Rest.....	86	1	60	2	8	140	33	
Shenandoale—										
68 Chestnut Hill.....	83	...	30	...	3	110	...	12	5	
69 Ebenezer.....	41	...	4	...	1	44	1	
70 Fairmount.....	57	...	29	...	1	85	...	3	6	
71 Mt. Carmel.....	83	5	78	
72 Murrill Hill.....	107	...	10	...	2	115	...	4	3	
73 Providence.....	68	...	5	...	1	72	4	
74 Silver Grove.....	37	...	32	69	...	3	8	
Shenandoah Junction—										
75 Bethel.....	164	3	5	162	
76 Shenandoah Memorial.....	190	...	1	...	1	190	
77 Williams Memorial.....	147	5	142	
Shepherdstown—										
78 Bethesda.....	72	...	8	1	1	80	...	2	4	
79 Marvin.....	48	...	2	50	
80 Shepherdstown.....	296	1	7	10	6	307	1	1	4	
81 Uvilla.....	106	...	11	7	2	122	...	1	4	
Stevens City—										
82 Fairview.....	51	51	
83 Kernstown.....	143	...	8	2	...	153	...	4	...	
84 Refuge.....	113	113	
85 Stevens City.....	276	...	4	...	3	277	2	

TABLE No. 1—MEMBERSHIP, CHURCH PROPERTY AND INSURANCE.

	Church Property.								Insurance.				
	Number of Congrega- tions in Charge.	Number of Church Buildings.	Value of Buildings, Equip- ment, and Land.	Indebted- ness.	Number of Parson- ages.	Value of Parson- ages, Fur- nishings, and Land.	Indebted- ness.	Value of Other Church Property.	Insurance Carried.	Churches Damaged or De- stroyed.	Parsonages Damaged or De- stroyed.	Amount of Damage.	Loss Collected
63	1	1	4,500	3,000
64	1	1	3,500	\$50
65	1	1	3,500	1,200
66	1	1	5,000	2,700
67	1	1	4,500	1	4,500
68	1	1	2,500	1	2,200
69	1	1	1,200
70	1	1	2,000
71	1	1	1,000
72	1	1	2,000
73	1	1	1,500
74	1	1	2,000
75	1	1	10,000
76	1	1	14,000	1,100	2,500
77	1	1	12,000
78	1	1	3,500
79	1	1	2,500
80	1	1	10,000
81	1	1	5,000
82	1	1	1,500
83	1	1	8,000
84	1	1	1,500
85	1	1	21,000
								500					

TABLE No. 1.—MEMBERSHIP, CHURCH PROPERTY AND INSURANCE.

	Membership.									
	Members Reported Last Year.	Local Preachers.	Additions on Profession of Faith.	Additions by Certificate and Otherwise.	Removals and Deaths.	Present Membership Including Local Preachers.	Number Licensed to Preach.	Infants Baptized.	All Others Baptized.	
Winchester District—Continued										
86	Strasburg—									
87	Waterlick.....	3	6	1	11	408	1	12	4	
	Toms Brook—					31				
88	Mt. Carmel.....				1	68				
89	Mt. Olive.....		1	2		91			1	
90	Oak Level.....					32				
91	Toms Brook.....		14	6	4	161			11	
92	Union Forge.....		12	2	1	117			11	
93	White Chapel.....				2	42				
Warren-Riverton—										
94	Asbury.....				5	78				
95	Bennetts Chapel.....			3	3	95				
96	Bentonville.....					47				
97	Limeton.....		3		20	82	3			
98	Riverton.....				16	136				
White Post—										
99	Boyce.....	1	10	6	6	126		2	7	
100	Cedarville.....		10	8	1	43		1	9	
101	Millwood.....		3	2	2	67		1	3	
102	Rockland.....		4	4	2	68			3	
103	White Post.....		8	5	3	56			8	
104	Winchester.....	1	48	47	51	1,146	1	17	2	
105	South Winchester Mission.....		2	5	1	63		1	5	
106	Woodstock.....		33	4	9	500		1	29	
	Total.....	10	885	329	545	15,171	3	155	499	

TABLE No. 1—MEMBERSHIP, CHURCH PROPERTY AND INSURANCE.

	Church Property.										Insurance.				
	Number of Congrega- tions in Charge.	Number of Church Buildings.	Value of Buildings, Equip- ment, and Land.	Indebted- ness.	Number of Parson- ages.	Value of Parson- ages, Fur- nishings, and Land.	Indebted- ness.	Value of Other Church Property.	Insurance Carried.	Churches Damaged or De- stroyed.	Parsonages Damaged or De- stroyed.	Amount of Damage.	Loss Collected		
86	1	1	32,000	1	5,000	9,700		
87	1	1	2,500	1,200		
88	1	1	1,200	900		
89	1	1	3,000	1,800		
90	1	1	1,200	600		
91	1	1	4,000	2,500		
92	1	1	1	2,500	1,500		
93	1	1	2,500	1,800		
94	1	1	3,000	1,000		
95	1	1	3,000		
96	1	1	3,000		
97	1	1	3,000	1	5,000		
98	1	1	15,000		
99	1	1	7,000	11,000		
100	1	1	2,000	3,000		
101	1	1	3,000	2,000		
102	1	1	3,500	2,000		
103	1	1	5,000	2,500		
104	1	1	50,000	1	3,500	4,000		
105	1	1	10,000	28,750		
106	1	1	44,000	1	6,000	24,307		
	106	104	\$877,000	\$19,400	29	\$162,500	\$3,815	\$61,500	\$450,372	1	\$50		

TABLE No. 2.—CHURCH PAPERS TAKEN, WOMAN'S WORK, LAY ACTIVITIES, EPWORTH LEAGUES AND SUNDAY SCHOOLS.

Winchester District.		Christian Literature.				Woman's Work.				Lay Activities.				
		Number of Methodist Families		Subscribers to General Organ		Subscribers to Conference Organ		Number of Societies	Members	Raised for Local Work	Amount sent to Conference Treasurer	Number of Wesley Brother-hoods	Members	Number in Fellowship of Steward-ship
		Number of Families	Subscribers to General Organ	Subscribers to Conference Organ	Amount sent to Conference Treasurer									
1	Berkeley—													
2	Bedington.	94	1	15
3	Butler's Chapel	30
	Hedgesville.	20	2	13
	Berryville—													
4	Duncan Memorial	172	1	42	1	40	\$249	\$229
5	Marvin Chapel	56	1	9
	Brucetown—													
6	Brucetown.	55	1	13
7	Burnt Factory	41	..	10
8	Crums.	31	..	7
9	Stephenson.	60	..	16
10	Welltown.	30	..	5
11	Brunswick.	125	1	12	1	21	200	53	6
	Charles Town—													
12	Bethany.	14	1	3	1	7	20	62
13	Charles Town	203	5	47	1	46	53	186
	Edinburg—													
14	Edinburg.	72	1	30	1	50	..	235
15	Wesley Chapel.	42	..	7
	Frederick-Carpers Valley—													
16	Carpers Valley.	37	1	7
17	Lamps Memorial.	21	..	6
18	Macedonia	56	..	18
19	Paxton.	28	..	16
20	Relief.	48	..	14
21	Round Hill	26	..	8
22	Front Royal.	345	10	40	2	70	208	354

TABLE No. 2—CHURCH PAPERS TAKEN, WOMAN'S WORK, LAY ACTIVITIES, EPWORTH LEAGUES AND SUNDAY SCHOOLS.

Local Church Schools.

	Local Church Boards of Ch. Education	Number of Church Schools	Officers and Teachers	Scholars in Children's Division	Scholars in Young People's Division	Scholars in Adult Division	Total Enrollment including Officers and Teachers	Churches Having Vacation Schools	Number of Scholars Joining the Church	Number Taking Training Courses	Number of Adult Classes	Raised on Church School Day	Raised for Missions	Raised for All Other Purposes
1	1	1	22	43	44	79	188	1	7	4	\$12	\$147	\$221
2	..	1	5	2	6	8	16
3	1	1	17	92	63	93	263
4	1	1	22	108	82	101	312	1	24	3	7	90	807
5	1	1	10	40	28	45	123	19	2	3	200	60
6	1	1	14	60	31	90	195	1	28	4	6	105	125
7	1	1	10	25	16	28	79	1	4	1	6	90	70
8	1	1	8	15	12	20	55	1	4	3	4	90	60
9	1	1	18	68	29	36	151	1	23	4	5	100	402
10	1	1	11	18	28	20	77	1	17	1	5	65	267
11	1	1	15	85	70	30	200	1	10	1	3	52	443
12	1	1	7	15	13	30	65	1	1	2	130	123
13	1	1	32	125	181	264	602	1	22	3	10	525	675
14	1	1	15	40	30	76	161	1	10	4	5	95	213
15	1	1	14	33	34	58	139	9	2	3	33	122
16	1	1	5	14	10	13	42	1	3	20	58
17	1	1	7	10	12	17	46	1	4
18	1	1	15	29	24	31	84	10	1	14	78
19	1	1	9	8	9	14	31	2	1	3	15	60
20	1	1	14	24	26	37	94	1	4	21	52
21	1	1	5	6	5	8	24	1	1	5	11	18
22	1	2	44	186	281	195	706	1	19	2	18	383	822

TABLE No. 2—CHURCH PAPERS TAKEN, WOMAN'S WORK, LAY ACTIVITIES, EPWORTH LEAGUES AND SUNDAY SCHOOLS.

Winchester District—Continued		Christian Literature.			Woman's Work.				Lay Activities.			
		Number of Methodist Families	Subscribers to General Organ	Subscribers to Conference Organ	Number of Societies	Members	Raised for Local Work	Amount sent to Conference Treasurer	Number of Wesley Brother-hoods	Members	Number in Fellowship of Steward-ship	
Hamilton-Purcellville—												
23	Bethany.....	123	...	13	1	21	5	36
24	Harmony.....	130	3	28	1	32	10	144
Hillsboro-Bluemont—												
25	Bluemont.....	14	...	6	1	20	66	56
26	Hillsboro.....	25	2	5
27	James Chapel.....	5	1
28	Philemont.....	15	1
29	Round Hill.....	20	11
30	Salen.....	18	9	1	20	72	50
Jefferson—												
31	Kabetown.....	44	7
32	Leetown.....	37	5
33	Middleway.....	48	9
34	Oakland.....	37	7
35	Summit Point.....	58	1	13	1	20	4	24
Linden—												
36	Happy Creek.....	7	4
37	Howisville.....	12
38	Hume.....	5	4
39	Linden.....	21	9
40	Markham.....	8	3
Loudoun—												
41	Bloomfield.....	21	7
42	Cool Spring.....	15	2
43	Paris.....	13	11
44	Unison.....	27	5
45	Upperville.....	33	1	15

TABLE No. 2—CHURCH PAPERS TAKEN, WOMAN'S WORK, LAY ACTIVITIES, EPWORTH LEAGUES AND SUNDAY SCHOOLS.

Local Church Schools.

	Local Church Boards of Ch. Education	Number of Church Schools	Officers and Teachers	Scholars in Children's Division	Scholars in Young People's Division	Scholars in Adult Division	Total Enrollment including Officers and Teachers	Churches Having Week-Day Meetings with Children	Churches Having Vacation Schools	Number of Scholars joining the Church	Number Taking Training Courses	Number of Adult Classes	Raised on Church School Day	Raised for Missions	Raised for All Other Purposes
23	1	1	10	60	67	120	257	1	1	5	1	3	41	233
24	1	1	20	67	63	78	228	1	1	1	2	3	176	443
25	1	1	7	32	20	12	71	1	4	20	32
26	1	1	5	16	15	9	45	1	16	60
27	1	1	3	3	7	13	1	5
28	1	1	5	16	10	7	38	1	9	21
29	1	1	10	20	21	20	91	2	2	2	28	42
30	1	1	10	26	22	36	94	2	2	2	34	63
31	1	1	8	27	15	22	72	2	6	21	70
32	1	1	14	37	20	30	101	2	5	64	114
33	1	1	16	46	40	26	128	2	2	10	50	33
34	1	1	6	27	19	42	94	4	38	72
35	1	1	11	19	18	39	37	1	1	50	93
36	1	1	6	9	14	13	42	12
37
38
39	1	1	10	35	32	8	85	15	60
40	2	3	2	5	12	20
41	1	1	5	12	6	12	29	2	9
42	1	1	3	15	10	28	16
43	1	1	4	35	15	5	61	2	2	5	12
44	1	1	6	16	12	13	47	24
45	1	1	6	18	23	15	59	43	38

TABLE No. 2.—CHURCH PAPERS TAKEN, WOMAN'S WORK, LAY ACTIVITIES, EPWORTH LEAGUES AND SUNDAY SCHOOLS.

	Christian Literature.				Woman's Work.				Lay Activities.			
	Number of Methodist Families	Subscribers to General Organ	Subscribers to Conference Organ	Number of Societies	Members	Raised for Local Work	Amount sent to Conference	Number of Wesley Brothers	Members	Number in Fellowship	Ship	Steward
Winchester District—Continued												
46 Marshall—												
47 Marshall.....	65	2	11	1	33	114	139
48 Orlean.....	11	3	1	15	38	28
49 Rectortown.....	43	2	9	1	19	127	64
50 The Plains.....	12	1
51 Wesley Chapel.....	16	2
52 Martinsburg.....	259	3	100	1	103	445	298
53 Middleburg—												
54 Aldie.....	45	2
55 Landmark.....	22	1
56 Middleburg.....	86	1	7	1	21	392	136
57 Mountville.....	40	2
58 Middletown—												
59 Epworth.....	6	3
60 Grace.....	80	1	12	1	39	196	152
61 Hites.....	5	1
62 Mt. Jackson—												
63 Hamburg.....	6
64 Mt. Clifton.....	14
65 Mt. Jackson.....	59	1	6	1	21	206	37
66 Quicksburg.....	27	3
67 Ridgeway—												
68 Arden.....	33	4
69 Darksville.....	38	2
70 Gerardstown.....	45	3
71 Paynes Chapel.....	101	3
72 Rest.....	65	1	4	1	16	33	36

TABLE No. 2—CHURCH PAPERS TAKEN, WOMAN'S WORK, LAY ACTIVITIES, EPWORTH LEAGUES AND SUNDAY SCHOOLS.

Local Church Schools.

	Local Church Boards of Ch. Education	Number of Church Schools	Officers and Teachers	Scholars in Children's Division	Scholars in Young People's Division	Scholars in Adult Division	Total Enrollment including Officers and Teachers	Churches Having Week-Day Meetings with Children	Churches Having Vacation Schools	Number of Scholars Joining the Church	Number Taking Training Courses	Number of Adult Classes	Raised on Church School Day	Raised for Missions	Raised for All Other Purposes
46	1	1	11	41	45	50	147	3	17	2	10	149	183
47	1	1	7	17	15	11	50	1	1	5	..	20
48	1	1	9	32	40	17	98	9	9	1	7	135	109
49
50	1	1	8	10	22	16	56	4	2	33
51	1	1	45	181	170	307	703	1	1	8	31	5	35	320	1,604
52	1	1	4	..	8	8	20	1	30
53	2	10	6	8	26	3	..	1	10
54	1	1	9	50	36	13	108	1	1	2	1	1	..	37	113
55	1	1	4	11	12	10	36	25
56	1	1	8	8	16	27	59	2	..	60	86
57	1	1	20	65	45	106	236	..	1	12	12	3	6	200	263
58
59
60	1	1	5	36	17	..	61	1	1	12	46
61	1	1	12	45	27	24	108	14	3	1	..	50	194
62	1	1	8	26	20	15	69	1	..	9	31
63	1	1	5	29	23	32	89	3	70	120
64	1	1	7	21	19	27	74	7	45	55
65	1	1	12	53	16	47	128	14	3	3	3	55	100
66	1	1	11	59	62	62	194	47	4	5	..	119	144
67	1	1	12	36	30	30	127	24	6	3	..	155	356

TABLE NO. 2—CHURCH PAPERS TAKEN, WOMAN'S WORK, LAY ACTIVITIES, EPWORTH LEAGUES AND SUNDAY SCHOOLS.

Winchester District—Continued		Christian Literature.			Woman's Work.				Lay Activities.			
		Number of Methodist Families	Subscribers to General Organ	Subscribers to Conference Organ	Number of Societies	Members	Raised for Local Work	Amount sent to Conference	Number of Wesley Brothers	Members	Number in Fellowship of Steward-ship	
68	Shenandoah—											
	Chestnut Hill.....	24	4	1	20	80
69	Ebenezer.....	19	2
70	Fairmount.....	26
71	Mt. Carmel.....	50	1
72	Murrill Hill.....	23	4	1	10	15
73	Providence.....	41	4	1	16	57
74	Silver Grove.....	13
	Shenandoah Junction—											
75	Bethel.....	60	10	1	16	50
76	Shenandoah Memorial.....	51	10
77	Williams Memorial.....	43	12	1	20	95
	Shepherdstown—											
78	Bethesda.....	40	7
79	Marvin.....	24	3
80	Shepherdstown.....	116	22	1	40	28
81	Uvilla.....	50	12	1	15	33
	Stevens City—											
82	Fairview.....	19	2
83	Kernstown.....	50	13
84	Refuge.....	37	3	1	9	60
85	Stevens City.....	97	14	1	28	15
	Strasburg—											
86	Strasburg.....	192	37	1	59	179
87	Waterlick.....	13
	Toms Brook—											
88	Mt. Carmel.....	16	2
89	Mt. Olive.....	21	2

TABLE No. 2—CHURCH PAPERS TAKEN, WOMAN'S WORK, LAY ACTIVITIES, EPWORTH LEAGUES AND SUNDAY SCHOOLS.

Local Church Schools.

Local Church	Boards of Ch. Education	Number of Church Schools	Officers and Teachers	Scholars in Children's Division	Scholars in Young People's Division	Scholars in Adult Division	Total Enrollment Including Officers and Teachers	Churches Having Week-Day Meetings with Children	Churches Having Vacation Schools	Number of Scholars Joining the Church	Number Taking Training Courses	Number of Adult Classes	Raised on Church School Day	Raised for Missions	Raised for All Other Purposes
68	1	1	6	35	24	60	125	20	..	2	1	23	70
69	1	1	6	20	18	24	68	1	1	18	15
70	1	1	4	18	10	23	55	11	..	1	..	5	10
71	1	1	7	20	29	23	79	1	1	25	25
72	1	1	13	40	22	75	150	6	..	2	..	20	40
73	1	1	10	30	25	30	95	4	..	1	1	15	100
74	1	1	5	40	20	65	132	26	..	1	..	10	25
75	1	1	12	35	20	18	72	3	3	..	6	30	94
76	1	1	9	60	38	38	136	56	220
77	1	1	11	29	25	100	4	45	146
78	1	1	6	15	10	35	22	30
79	1	1	4	17	5	15	37	1	..	11	39
80	1	1	20	55	47	108	210	3	..	200	158
81	1	1	12	26	25	44	95	..	1	3	..	54	95
82	1	1	6	36	19	27	88	1	..	46	121
83	1	1	10	54	35	50	149	8	2	2	156
84	1	1	22	32	24	32	100	1	2	..	739
85	1	1	22	101	48	104	275	4	1	5	2	..	696
86	1	1	27	82	94	151	354	..	1	1	10	1	5	65	94
87	1	1	6	23	13	9	51	1	..	20	25
88	8	14	12	23	55	1	..	18	25
89	8	16	12	37	73	1	..	1	..	12	98

TABLE No. 2—CHURCH PAPERS TAKEN, WOMAN'S WORK, LAY ACTIVITIES, EPWORTH LEAGUES AND SUNDAY SCHOOLS

	Christian Literature.				Woman's Work.				Lay Activities.									
	Number of Methodist Families	Subscribers to General Organ	Subscribers to Conference Organ	Number of Societies	Members	Raised for Local Work	Amount sent to Conference	Number of Wesley Brother-hoods	Members	Number in Fellowship of Steward-ship								
Winchester District—Continued																		
90	17	...	2						
91	34	...	7	1	16	3						
92	29	...	5	80						
93	11	...	2						
Warren-Riverton—																		
94	20	...	6						
95	30	...	2						
96	15	...	2						
97	20	...	2						
98	40	...	3						
White Post—																		
99	52	...	7	1	24	95	43						
100	20						
101	35	...	2						
102	28	...	4	1	18	11	29						
103	24	...	1	2						
104	50	...	5	1	147	915	1,044						
105	20	...	5						
106	185	...	1	43	63	151	192						
Total.....											5,076	80	1,013	36	1,105	\$4,225	\$4,254	6

TABLE No. 2—CHURCH PAPERS TAKEN, WOMAN'S WORK, LAY ACTIVITIES, EPWORTH LEAGUES AND SUNDAY SCHOOLS.

Local Church Schools.

	Local Church Boards of Ch. Education	Number of Church Schools	Officers and Teachers	Scholars in Children's Division	Scholars in Young People's Division	Scholars in Adult Division	Total Enrollment including Officers and Teachers	Churches Having Week-Day Meetings with Children	Churches Having Vacation Schools	Number of Scholars Joining the Church	Number Taking Training Courses	Number of Adult Classes	Raised on Church School Day	Raised for Missions	Raised for All Other Purposes
90	...	1	7	5	6	12	30	1	20
91	...	1	11	44	29	36	120	14	7	1	4	60	189
92	...	1	20	49	25	40	134	12	2	1	3	29	95
93	...	1	6	21	7	5	39	1	...	3	7
94	1	1	6	21	...	19	46	3	3	27
95	1	1	7	21	15	14	57	...	1	2	...	28
96
97	1	1	7	35	14	19	75	3	32
98	1	1	12	33	29	28	102	...	1	4	5	111
99	1	1	11	30	34	38	113	9	...	2	4	24	105
100	1	1	9	32	28	16	85	9	...	1	4	...	58
101	1	1	8	24	4	19	55	3	...	2	...	15	47
102	1	1	4	8	10	12	34	3	1	1	...	25	25
103	1	1	8	16	15	17	56	5	1	1	...	16	50
104	1	1	50	207	153	275	685	...	1	45	25	3	26	300	1,135
105	...	1	4	35	...	15	54	...	1	1	1
106	1	1	21	65	91	99	277	...	1	31	3	3	...	168	576
	90	101	1,182	3,759	3,132	4,352	12,070	5	27	584	289	156	\$284	\$5,314	\$15,172

(Page 273)

TABLE No. 3—FINANCE.

Winchester District.		Presiding Elder.		Preacher in Charge.		District Work.		General and Conference Work.	
		Appor- tioned.	Paid.	Appor- tioned.	Paid.	Appor- tioned.	Paid.	Assumed	Paid.
1	Berkeley—A. D. Kesler (III)								
2	Bedington	\$52	\$52	\$675	\$675	\$9	\$9	\$328	\$338
3	Butler's Chapel	53	53	50	50	9	9	327	327
	Hedgesville	105	105	1,400	1,400	18	18	655	665
	Total								
4	Berryville—W. O. Luttrell	107	107	1,650	1,650	15	15	625	625
5	Duncan Memorial	30	30	350	350	5	5	200	200
	Marvin Chapel	137	137	2,000	2,000	20	20	825	825
	Total								
6	Bruce town—W. O. Tlabert								
7	Bruce town	25	25	293	293	3	3	105	105
8	Burnt Factory	14	14	221	221	3	3	90	90
9	Crums	14	14	210	210	3	3	90	90
10	Stephenson	24	24	280	280	3	3	100	100
	Welltown	13	13	197	197	3	3	65	65
	Total	90	90	1,201	1,201	15	15	450	450
11	Brunswick—A. E. Owens	59	59	900	900	10	10	300	300
12	Charles Town—J. H. Haley								
13	Bethany	60	60	470	470	8	8	170	191
	Charles Town	180	180	2,030	2,030	37	37	1,040	1,040
	Total	240	240	2,500	2,500	37	37	1,370	1,370
14	Edinburg—George S. Lightner (III)								
15	Edinburg	68	68	1,000	1,000	8	8	170	191
	Wesley Chapel	22	22	200	200	3	3	80	60
	Total	90	90	1,200	1,200	11	11	250	251
16	Frederick-Carpers Valley—G. L. Waters								
17	Carpers Valley	17	17	220	220	1	1	60	60
18	Lamps Memorial	8	8	105	99	1	1	20	20
19	Macedonia	17	17	230	233	1	1	75	75
	Paxton	8	8	155	157	1	1	40	40

Financial Exhibit—Raised During the Year.

	Golden Cross	Hospitals	Superannate Endowment	Superannate Homes	Orphanages	Churches and Parsonages	Insurance Premiums	Incidentals	All Other Purposes	Total Amount Raised by Woman's Missionary Societies	Total Amount Raised by Brotherhoods	Total Amount Raised by Church Schools	Total	Less Items Reported Twice	Grand Total for Year
1	\$7	\$49	\$403	\$88	\$179	\$71	\$380	\$2,251	\$147	\$2,104
2	50	..	50
3	19	47	1,006	32	149	40	419	2,776	154	2,622
4	26	96	1,409	120	328	111	799	5,077	301	4,776
5	82	175	44	542	350	906	4,974	339	4,635
6	60	50	7	58	251	263	1,274	200	1,074
7	142	225	51	600	601	1,169	6,248	539	5,709
8	21	712	12	222	750	240	2,383	240	2,143
9	23	75	8	112	862	166	1,574	166	1,408
10	20	350	8	50	650	154	1,549	154	1,395
11	17	100	8	147	800	507	986	507	1,479
12	14	148	10	182	650	237	1,519	237	1,282
13	95	1,385	46	713	3,712	1,301	9,001	1,301	7,707
14	13	100	..	190	265	498	2,588	98	2,490
15	27	80	253	1,302
16	85	368	227	1,400	156	1,200	6,962	550	6,412
17	112	368	227	1,480	156	1,453	8,264	550	7,714
18	47	320	20	148	18	313	2,368	139	2,229
19	5	9	5	36	158	498	58	440
20	52	329	25	184	18	471	2,866	197	2,669
21	3	11	4	15	8	20	369	20	339
22	1	11	4	4	4	153	..	153
23	5	11	4	5	92	489	..	475
24	3	11	4	25	2	15	266	15	251

TABLE No. 3—FINANCE.

	Presiding Elder.		Preacher in Charge.		District Work.		General and Conference Work.	
	Appor- tioned.	Paid.	Appor- tioned.	Paid.	Appor- tioned.	Paid.	Assumed	Paid.
Winchester District—Continued								
41	Loudoun—W. J. Groah	24	24	175	175	3	100	100
42	Bloomfield	13	13	175	175	2	35	35
43	Cool Spring	17	17	185	185	2	65	65
44	Paris	26	26	330	330	4	100	100
45	Unison	63	63	785	785	9	225	280
	Upperville	143	143	1,650	1,650	20	525	580
	Total							
46	Marshall—W. P. Saunders	54	54	788	788	8	325	325
47	Marshall	11	11	136	136	2	50	50
48	Orlean	44	44	656	656	6	270	270
49	Rectortown	11	11	148	148	2	25	25
50	The Plains	13	13	172	172	2	50	50
	Wesley Chapel	133	133	1,900	1,900	20	720	720
	Total	267	267	3,000	3,000	44	1,670	1,670
51	Martinsburg—H. C. Marsh	18	18	175	175	5	40	40
52	Middleburg—J. R. Hendricks	3	3	50	50	5	5
53	Landmark	90	90	1,075	1,075	10	240	240
54	Middleburg	18	18	175	175	5	40	40
55	Mountville	129	129	1,400	1,475	20	325	325
	Total							
56	Middletown—J. T. Brown	140	140	60	60
57	Epworth	122	122	1,000	1,000	15	340	340
58	Grace	60	60
	Hites	122	122	1,200	1,200	15	400	400
	Total							
59	Mt. Jackson—R. R. Mark (III)	2	2	20	20	1	4	4
60	Hamburg	6	6	120	120	1	25	25
61	Mt. Clifton	43	43	600	600	7	129	129
62	Mt. Jackson	9	9	160	160	2	42	42
	Quicksburg	60	60	900	900	11	200	200
	Total							

Financial Exhibit—Raised During the Year.

	Golden Cross	Hospitals	Supernatant Endowment	Supernatant Homes	Orphanages	Charges and Parsonages	Insurance Premiums	Incidentals	All Other Purposes	Total Amount Raised by Woman's Missionary Societies	Total Amount Raised by Brotherhoods	Total Amount Raised by Church Schools	Total	Less Items Reported Twice	Grand Total for Year
41	9	95	4	28	11	449	..	447
42	4	171	..	71	16	487	..	487
43	5	71	13	31	17	406	..	401
44	18	75	2	52	27	634	..	634
45	11	30	25	136	155	81	1,532	..	1,532
46	47	442	44	318	155	152	3,551	..	3,551
47	30	..	23	203	76	332	2,112	..	1,527
48	12	66	..	10	277	..	201
49	32	70	12	97	20	191	..	273	1,671	..	1,207
50	5	191	..	191
51	7	..	4	..	33	39	320	..	320
52	81	70	49	300	134	510	..	654	4,571	..	3,446
53	245	1,700	171	1,870	610	743	..	1,959	12,309	..	12,071
54	5	207	7	15	8	30	510	..	510
55	2	48	..	1	2	10	121	..	121
56	20	442	28	156	266	528	..	150	3,006	..	2,613
57	2	51	..	15	3	25	334	..	334
58	29	748	35	187	279	528	..	215	3,970	..	3,578
59	5	157	86	146	594	..	584
60	15	7,544	14	52	263	348	..	463	10,176	..	9,976
61	60	..	60
62	20	7,701	14	52	349	348	..	609	10,830	..	10,570
	27	..	27
	3	27	2	17	62	263	..	248
	14	287	17	52	53	257	..	244	1,703	..	1,442
	2	..	4	10	42	271	..	255
	19	314	23	79	53	257	..	348	2,264	..	1,972

TABLE No. 3—FINANCE.

Winchester District—Continued		Presiding Elder.		Preacher in Charge.		District Work.		General and Conference Work.	
		Appor- tioned.	Paid.	Appor- tioned.	Paid.	Appor- tioned.	Paid.	Assumed	Paid.
63	Ridgeway—L. H. Smallwood.....	21	21	290	290	3	3	70	70
64	Arders	19	19	233	234	3	3	45	45
65	Darksville	26	26	309	309	4	4	55	55
66	Gerardstown	31	31	378	378	4	4	115	115
67	Paynes Chapel	31	31	393	393	4	4	115	115
	Rest	128	128	1,600	1,604	18	18	400	400
	Total								
68	Shenandale—C. W. Lloyd.....	8	8	116	116	20	17
69	Chesnut Hill	8	8	92	92	15	15
70	Ebenezer	80	56	15	1
71	Fairmount	8	8	72	77	15	15
72	Mt. Carmel	9	9	126	126	1	1	25	25
73	Murrill Hill	9	9	116	117	1	1	20	20
74	Providence	8	8	72	72	15	15
	Silver Grove	50	50	674	656	125	108
	Total								
75	Shenandoah Junction—Wendell Allen	35	35	400	400	6	6	155	155
76	Bethel	35	35	400	400	6	6	155	155
77	Shenandoah Memorial	35	35	400	400	100	100
	Williams Memorial	105	105	1,200	1,200	17	12	410	410
	Total								
78	Shepherdstown—F. M. Lucas	30	30	300	320	4	4	105	105
79	Bethesda	13	13	117	117	3	3	45	45
80	Marvin	85	85	945	945	13	13	350	350
81	Shepherdstown	41	41	418	418	6	6	200	200
	Uvilla	169	169	1,780	1,800	26	26	700	700
	Total								
82	Stephens City—Homer Welch	5	5	60	60	2	2	29	29
83	Fairview	33	33	375	375	4	4	185	185
84	Kernstown	14	14	165	165	2	2	80	80
85	Refuge	80	80	900	900	7	7	426	426
	Stephens City	132	132	1,500	1,500	15	15	720	720
	Total								

Financial Exhibit—Raised During the Year.

	Golden Cross	Hospitals	Superannuate Endowment	Superannuate Homes	Orphanages	Churches and Parsonages	Insurance Premiums	Incidentals	All Other Purposes	Total Amount Raised by Women's Missionary Societies	Total Amount Raised by Brotherhoods	Total Amount Raised by Church Schools	Total	Less Items Reported Twice	Grand Total for Year
63	15	115	2	13	15	193	737	70	667
64	11	180	2	13	37	100	644	45	599
65	7	72	4	13	22	158	670	49	621
66	17	60	16	18	75	268	968	68	900
67	13	616	16	14	36	99	..	184	1,823	145	1,678
68	65	1,043	26	71	185	99	..	1,203	4,842	377	4,465
69	9	80	75	305	..	305
70	6	75	196	..	196
71	30	87	..	87
72	4	70	174	..	174
73	7	60	228	..	228
74	9	20	63	..	60	299	..	299
75	42	115	63	..	70	187	..	187
76	9	50	63	..	440	1,476	..	1,476
77	35	1,062	44	1,100	80	100	..	134	959	36	929
78	6	25	70	155	..	276	3,293	56	3,237
79	50	1,137	44	1,100	330	255	..	146	937	45	892
80	5	275	3	40	138	546	5,189	181	5,058
81	5	1,000	2	5	52	972	22	950
82	5	60	6	125	380	156	..	358	1,236	11	1,225
83	0	25	22	79	201	54	..	149	2,483	200	2,283
84	20	1,360	33	249	719	210	..	609	1,204	54	1,150
85	6	46	5,895	587	5,608
86	2	12	163	..	163
87	4	255	22	25	121	1,024	..	1,024
88	10	4	40	..	75	..	156	546	..	546
89	325	38	410	130	107	..	739	3,167	..	3,167

TABLE No. 3—FINANCE.

	Presiding Elder.		Preacher in Charge.		District Work.		General and Conference Work.	
	Appor- tioned.	Paid.	Appor- tioned.	Paid.	Appor- tioned.	Paid.	Assumed	Paid.
Winchester District—Continued								
86	131	131	1,800	1,800	15	15	711	711
Strasburg	131	131	100	100	15	15	711	711
87	131	131	1,900	1,900	1	1	16	16
Waterlick	131	131	59	59	1	1	28	28
Total	5	5	156	156	1	1	19	19
88	16	16	63	63	1	1	114	114
Mt. Carmel	16	16	332	332	2	2	82	82
89	7	7	238	238	1	1	12	12
Mt. Olivet	7	7	54	54	1	1	273	273
90	32	32	903	903	7	7	82	82
Oak Level	32	32	150	150	2	2	50	50
91	24	24	160	160	1	1	40	40
Toms Brook	24	24	130	130	1	1	45	45
92	24	24	180	180	2	2	108	108
Union Forge	24	24	600	600	4	4	325	325
93	6	6	1,220	1,220	10	10	120	120
White Chapel	6	6	480	480	4	4	15	15
94	90	90	62	62	2	2	60	60
White Chapel	90	90	180	180	3	3	66	66
Total	15	15	336	336	2	2	54	54
Warren-Riverton—G. E. Pope	15	15	1,256	1,256	11	11	315	315
95	13	13	3,300	3,300	40	40	1,900	1,900
Bennetts Chapel	13	13	2,000	2,000	33	33	650	650
96	9	9	480	480	33	33	\$17,752	\$17,752
Bentonville	9	9	60	60	4	4	\$17,686	\$17,686
97	15	15	180	180	2	2		
Limestone	15	15	36	36	2	2		
98	33	33	60	60	2	2		
Riverton	33	33	180	180	3	3		
Total	85	85	300	300	2	2		
White Post—W. D. Sheets	36	36	20	20	2	2		
99	20	20	200	200	11	11		
Boyce	20	20	100	100	40	40		
100	24	24	300	300	33	33		
Cedarville	24	24	220	220	4	4		
101	20	20	83,863	83,863	\$45,761	\$45,761	\$15,775	\$15,775
Millwood	20	20	60	60	2	2	\$845	\$845
102	20	20	180	180	2	2		
Rockland	20	20	336	336	3	3		
103	100	100	66	66	2	2		
White Post	100	100	54	54	2	2		
Total	300	300	1,256	1,256	11	11		
104	220	220	3,300	3,300	40	40		
Winchester—T. M. Swann	220	220	2,000	2,000	33	33		
105	83,863	83,863	\$45,761	\$45,761	\$15,775	\$15,775	\$845	\$845
South Winchester Mission	83,863	83,863	60	60	2	2		
106	45,761	45,761	15,775	15,775	845	845		
Woodstock—F. H. Strieby	45,761	45,761						
Total								

Financial Exhibit—Raised During the Year.

	Golden Cross	Hospitals	Supernummate Endowment	Supernummate Homes	Orphanages	Churches and Parsonages	Insurance Premiums	Incidentals	All Other Purposes	Total Amount Raised by Women's Missionary Societies	Total Amount Raised by Brotherhoods	Total Amount Raised by Church Schools	Total	Less Items Reported Twice	Grand Total for Year
86	4	602	67	481	130	182	...	1,062	4,900	...	4,900
87	45	...	209	14	297	448	333	...	595	4,598	557	4,041
88	45	241	17	352	451	333	...	689	4,885	557	4,328
89	2	...	80	3	...	3	43	215	18	197
90	120	5	10	17	180	533	12	521
91	14	...	80	2	...	5	20	197	...	197
92	4	...	25	7	87	16	83	...	235	947	60	887
93	19	6	25	27	127	553	29	524
94	20	...	336	3	...	3	83	...	10	101	3	98
95	12	...	24	3	122	71	615	2,546	122	2,424
96	3	30	318	...	318
97	1	30	258	...	258
98	3	185	...	185
99	10	...	60	...	5	35	292	...	292
100	25	...	96	23	75	120	1,030	...	1,030
101	17	...	105	11	84	215	2,083	...	2,083
102	10	...	150	7	81	100	138	...	133	1,225	...	1,111
103	5	...	65	6	10	62	316	27	289
104	5	...	20	7	16	62	410	15	395
105	6	...	20	9	41	5	40	...	50	567	25	542
106	43	...	360	40	158	105	178	...	68	2,959	16	425
107	63	...	1,515	101	3,208	1,890	1,959	...	375	15,767	197	2,762
108	1,401	108	600	15,167
109	14	...	161	9	617	373	418	...	58	5,259	10	98
110	744	971	971	4,268
	\$34	\$1,589	...	\$23,880	\$1,433	\$15,146	\$12,028	\$8,493	...	\$20,831	\$151,023	\$9,142	\$141,881

RECAPITULATION TABLE NO. 1.

TABLE No. 1—MEMBERSHIP, CHURCH PROPERTY AND INSURANCE.

DISTRICTS	Membership.										
	Members Reported Last Year.	Local Preachers.	Additions on Profession of Faith.	Additions by Certificate and Otherwise.	Removals by Death and Otherwise.	Present Total Membership Including Local Preachers.	Number Licensed to Preach.	Infants Baptized.	All Others Baptized.		
1 Baltimore.....	10,359	18	485	246	324	10,766	4	235	87		
2 Lewisburg.....	11,762	5	815	353	469	12,461	1	131	470		
3 Moorefield.....	10,110	16	606	161	333	10,544	2	171	350		
4 Roanoke.....	15,292	26	578	377	642	15,605	5	86	420		
5 Rockingham.....	11,565	11	533	405	398	12,005	1	71	284		
6 Washington.....	19,463	31	774	806	1,006	20,004	3	378	337		
7 Winchester.....	14,502	10	885	329	545	15,171	3	155	499		
Total.....	93,053	117	4,676	2,677	3,717	96,556	19	1,227	2,447		
Total Last Year.....	91,129	117	3,276	2,627	3,798	93,234	12	1,136	1,617		
Increase.....	1,924	...	1,400	50	...	3,322	7	91	830		
Decrease.....	81		

RECAPITULATION TABLE NO. 2.

TABLE No. 2—CHURCH PAPERS TAKEN, WOMAN'S WORK, LAY ACTIVITIES, EPWORTH LEAGUES AND SUNDAY SCHOOLS.

DISTRICTS	Christian Literature.				Woman's Work.				Lay Activities.				
	Number of Methodist Families	Subscribers to General Organ	Subscribers to Conference Organ	Number of Societies	Members	Raised for Local Work	Amount sent to Conference	Number of Wesley Brothers	Members	Number in Fellowship	Number in Fellowship of Stewardship	Number of Stewardship	Number in Fellowship of Stewardship
1 Baltimore.....	3,855	60	660	39	953	11,182	4,403
2 Lewisburg.....	3,727	58	775	49	1,544	6,828	3,921
3 Moorefield.....	3,724	47	517	32	700	2,227	1,823
4 Roanoke.....	5,168	130	739	41	2,192	8,985	8,454
5 Rockingham.....	4,216	40	612	36	1,225	5,692	3,812
6 Washington.....	6,692	134	1,070	57	2,270	11,920	11,373
7 Winchester.....	5,076	80	1,013	36	1,105	4,225	4,254
Total.....	32,558	549	5,386	291	9,989	51,059	33,040
Total Last Year.....	30,232	540	5,355	311	9,672	50,608	37,971
Increase.....	2,326	9	31	317	451	79
Decrease.....	20

RECAPITULATION TABLE NO. 2.

TABLE No. 2—CHURCH PAPERS TAKEN, WOMAN'S WORK, LAY ACTIVITIES, EPWORTH LEAGUES AND SUNDAY SCHOOLS.

Local Church Schools.															
	Local Church Boards of Ch. Education	Number of Church Schools	Officers and Teachers	Scholars in Children's Division	Scholars in Young People's Division	Scholars in Adult Division	Total Enrollment including Officers and Teachers	Churches Having Week-Day Meetings with Children	Churches Having Vacation Schools	Number of Scholars joining the Church	Number Taking Training Courses	Number of Adult Classes	Raised on Church School Day	Raised for Missions	Raised for All Other Purposes
1	55	74	983	3,150	2,390	2,627	9,130	4	15	366	194	115	\$333	\$8,172	\$16,333
2	50	88	926	3,136	2,552	3,761	10,678	5	37	606	290	125	144	4,622	14,450
3	58	90	893	2,852	2,338	2,717	8,817	1	19	371	199	115	197	3,319	7,149
4	51	64	1,110	4,005	3,531	3,069	13,405	11	21	472	593	135	322	7,713	16,978
5	49	67	857	2,505	2,340	3,098	9,494	2	22	467	287	106	200	6,588	10,509
6	70	89	1,541	5,567	4,061	4,893	15,963	8	35	589	615	169	551	9,553	37,903
7	90	101	1,182	3,759	3,132	4,352	12,070	9	27	584	239	156	284	5,314	15,172
	423	573	7,492	24,974	20,344	24,517	79,557	36	176	3,455	2,317	921	\$2,031	\$45,281	\$118,494
	411	568	6,942	23,791	19,400	24,083	74,216	39	197	2,668	2,321	912	2,663	43,305	111,542
	12	5	550	1,183	944	434	5,341	3	21	787	4	9	\$632	\$1,976	\$6,952

RECAPITULATION TABLE NO. 3.

TABLE No. 3.—FINANCE.

DISTRICTS	Presiding Elder.		Preacher in Charge.		District Work.		General and Conference Work.	
	Appor- tioned.	Paid.	Appor- tioned.	Paid.	Appor- tioned.	Paid.	Assumed	Paid.
1 Baltimore.....	\$1,250	\$4,231	\$57,513	\$57,726	\$215	\$215	\$17,520	\$17,607
2 Lewisburg.....	3,502	3,494	40,930	40,950	291	290	13,700	13,824
3 Moorefield.....	3,299	3,227	32,842	32,508	102	102	9,709	9,687
4 Roanoke.....	3,977	3,971	51,485	50,281	348	348	21,051	21,061
5 Rockingham.....	3,750	3,730	38,149	37,877	254	254	13,078	13,100
6 Washington.....	4,501	4,502	80,465	806,49	969	974	29,122	29,276
7 Winchester.....	3,863	3,863	45,761	45,775	550	545	17,752	17,686
Total.....	\$27,142	\$27,018	\$347,245	\$345,766	\$2,729	\$2,728	\$121,932	\$122,341
Total Last Year.....	26,736	26,685	330,514	340,899	2,870	2,900	119,618	119,991
Increase.....	406	333	16,731	4,867	2,314	2,350
Decrease.....
					141	172		

RECAPITULATION TABLE NO. 3.

Financial Exhibit—Raised During the Year.

	Golden Cross	Hospitals	Superannuate Endowment	Superannuate Homes	Orphanages	Churches and Parsonages	Insurance Premiums	Incidentals	All Other Purposes	Total Amount Raised by Woman's Missionary Societies	Total Amount Raised by Brotherhoods	Total Amount Raised by Church Schools	Total	Less Items Reported Twice	Grand Total for Year
1	\$10	...	\$12	\$38	\$1,487	\$34,561	\$2,790	\$23,426	\$15,852	\$12,273	\$23,757	\$193,985	\$13,910	\$180,075
2	36	\$10	20	60	979	25,496	926	10,507	4,554	10,691	18,433	130,270	8,957	121,313
3	8	552	14,734	1,012	4,934	3,197	4,045	10,097	84,142	4,369	79,773
4	25	62	1,539	36,903	2,072	21,917	28,667	17,134	24,987	208,967	11,149	197,818
5	27	1,157	15,697	1,474	13,479	11,916	9,716	126	18,510	127,063	9,018	118,045
6	9	1	53	...	4,276	55,387	3,387	27,641	64,039	24,802	81	48,476	343,569	12,635	330,934
7	34	1,589	23,580	1,453	15,146	12,028	8,493	20,831	151,023	9,142	141,881
	\$141	\$97	\$85	\$98	\$11,579	\$206,358	\$3,114	\$117,050	\$140,253	\$87,174	\$246	\$165,091	\$1,239,019	\$69,180	\$1,169,839
	189	157	204	...	9,998	199,506	13,613	117,233	139,434	88,545	606	158,720	1,238,745	76,920	1,161,825
	\$48	\$60	\$119	\$98	\$1,581	\$6,852	...	\$183	\$819	1,391	360	\$6,371	\$274	\$8,014
							\$499	9	9	9	9	9	9	7,740

Note: To save expense of publication the original quotas, payments on same, and deductions by adjustment, are omitted. Refer to your 1932 Conference Minutes for information touching these items. Charges listed below are only those which actually approved adjusted quotas, or those which approved no adjusted quotas but have paid some amount during the year for the cause.

TABLE NO. 4—BALTIMORE DISTRICT

Charge	Adjusted Quota	Paid on Adjusted Quota	Paid By Spec. Collect.	Balance to Pay
Aberdeen.....	\$500.00	\$18.43	\$481.57
Annapolis.....	150.00	150.00
Asbury.....	312.00	125.00	187.00
Baltimore—				
Andrew Chapel.....	200.00	200.00
Frederick Ave.....	100.00	112.50
Sudbrook.....	120.00	49.61	70.39
Wilkins Ave.....	100.00	59.00	41.00
Calvert.....	627.50	26.50	601.00
Chesapeake.....	480.00	120.75	359.25
Church Hill-Millington ..	400.00	127.00	273.00
Clarksburg.....	400.00	9.00	391.00
Easton.....	200.00	200.00
Frederick.....	150.00	110.50	39.50
Freedom.....	200.00	52.50	147.50
Gaithersburg.....	780.97	105.00	675.97
Howard.....	280.00	280.00
Ingleside.....	200.00	50.00	150.00
Jarrettsville.....	400.00	193.00	207.00
Laurel-Savage.....	160.00	35.25	124.75
Odenton (Bethel).....	50.00	25.00	25.00
Patuxent.....	200.00	5.00	195.00
Perry Hall.....	\$2.50	41.36	41.14
Queen Anne.....	200.00	24.92	175.08
Reisterstown.....	100.00	100.00
Royal Oak & Tilghman...	100.00	100.00
Trappe.....	100.00	100.00
Wesley Grove.....	554.50	296.00	258.50
Goldsboro.....	\$11.43
Totals.....	\$7,147.47	\$1,936.32	\$11.43	\$5,223.65

TABLE NO. 4—LEWISBURG DISTRICT

Charge	Adjusted Quota	Paid on Adjusted Quota	Paid By Spec. Collect.	Balance to Pay
Belle Point-Riverview	\$152.90			\$152.90
Callaghan	200.00	\$30.00		170.00
Durbin	400.00	57.00		343.00
Green Bank	200.00	15.00		185.00
Greenville	300.00	13.75		286.25
Hillsboro	38.41			38.41
Hot Springs	200.00	5.00		395.00
Levelton	200.00			200.00
Lewisburg	400.00	50.00		350.00
Paint Bank	208.00	52.00		156.00
Peterstown	300.00			300.00
Richlands	200.00	50.00		150.00
Selma	300.00	29.11		270.89
Talcott	500.00			500.00
White Sulphur	678.86	110.00		568.86
Williamsburg	200.00	15.00		185.00
Union			\$20.00	
Totals	\$4,678.17	\$426.86	\$20.00	\$4,251.31

TABLE No. 4—MOOREFIELD DISTRICT

Burlington	\$396.05	\$20.00		\$376.05
Cumberland—Trinity	500.00	21.00		479.00
McDowell	418.56	5.00		413.56
Monterey	200.00	74.00		126.00
Piedmont	50.00	50.00		
Wardensville	100.00			100.00
Totals	\$1,664.61	\$170.00		\$1,494.61

TABLE No. 4—ROANOKE DISTRICT

Charge	Adjusted Quota	Paid on Adjusted Quota	Paid By Spec. Collect.	Balance to Pay
Buchanan	\$500.00	\$500.00
Raleigh Court	340.00	\$340.00
Trinity	829.76	300.00	529.76
Rockbridge	150.00	150.00
Totals	\$1,819.76	\$640.00	\$1,179.76

TABLE No. 4—ROCKINGHAM DISTRICT

Calvary-Fishersville	\$200.00	\$200.00
Churchville	100.00	\$50.00	50.00
Fairfield	200.00	41.00	159.00
Harrisonburg	720.00	74.98	645.02
Luray	100.00	100.00
Mt. Crawford	100.00	86.00	14.00
New Hope	100.00	100.00
Page-Stanley	100.00	100.00
Port Republic	200.00	63.85	136.15
Rockbridge Bath-Colliers-town	200.00	44.00	156.00
Shenandoah	200.00	30.00	170.00
Marquis Memorial	300.00	86.00	214.00
Basic	500.00	5.00	495.00
Waynesboro—Main St.	500.00	56.00	444.00
Totals	\$3,520.00	\$536.83	\$2,983.17

TABLE No. 4—WASHINGTON DISTRICT

Charge	Adjusted Quota	Paid on Adjusted Quota	Paid By Spec. Collect.	Balance to Pay
Alexandria—Washington Street.....	\$1,051.45	\$971.05		\$80.40
Ballston.....	200.00	220.00		25.00
Del Ray.....	100.00	75.00		25.00
Beltsville and Branchville.....	463.06	109.00		354.06
Bethesda—Central.....	300.00	260.92		39.08
Brentwood.....	125.00	124.01		.99
Chesterbrook—Langley.....	21.00			21.00
Clarendon—Taylor Ave.....	400.00	300.00		100.00
Colesville.....	250.00	25.00		225.00
East Fairfax.....	200.00	48.15		151.85
Falls Church.....	400.00			400.00
Fauquier.....	200.00	23.40		176.60
Herndon.....	54.10	29.00		25.10
La Plata.....	400.00	116.67		283.33
Leesburg.....	200.00	50.00		150.00
Manassas.....	400.00			400.00
Mt. Rainier.....	427.36	428.00		
Nokesville.....	100.00	7.00		93.00
Ocquan.....	400.00	27.00		373.00
Potomac.....	100.00	80.27		19.73
Prince George.....	400.00	135.00		265.00
Quantico.....	100.00	50.00		50.00
Remington.....	200.00	53.00		147.00
Stafford.....	202.35	58.25		144.10
Sterling.....	200.00			200.00
Sudley.....	400.00			400.00
Warrenton.....	200.00	150.00		50.00
Washington—				
Calvary.....	400.00	105.96		294.04
Emory.....	731.00	20.00		711.00
Francis Asbury.....	561.00	191.26		369.74
Marvin.....	409.00	409.00		
St. Paul.....	594.00	126.00		468.00
Totals.....	\$10,189.32	\$4,192.94		\$6,017.02

TABLE No. 4—WINCHESTER DISTRICT

Charge	Adjusted Quota	Paid on Adjusted Quota	Paid By Spec. Collect.	Balance to Pay
Brunswick	\$100.00	\$31.00	\$69.00
Front Royal	364.50	124.20	240.30
Hamilton-Purcellville	100.00	100.00
Hillsboro-Bluemont	400.00	400.00
Loudoun	400.00	188.00	212.00
Marshall	200.00	200.00
Middleburg	200.00	13.00	187.00
Mt. Jackson	36.00	9.00	27.00
Shepherdstown	198.29	12.00	186.29
Winchester—Braddock St.	1,000.00	647.90	352.10
Totals	\$2,998.79	\$1,325.10	\$1,673.69

TABLE No. 4—RECAPITULATION

Baltimore	\$7,147.47	\$1,936.32	\$11.43	\$5,223.65
Lewisburg	4,678.17	426.86	20.00	4,251.31
Moorefield	1,664.61	170.00	1,494.61
Roanoke	1,819.76	640.00	1,179.76
Rockingham	3,520.00	536.83	2,983.17
Washington	10,189.32	4,192.94	6,017.02
Winchester	2,998.79	1,325.10	1,673.69
Totals	\$32,018.12	\$9,228.05	\$31.43	\$22,823.81

GENERAL MINUTES

I. PROBATIONERS.

Ques. 1. Who are admitted on trial?

Ans. Harold Hanger Fink, Daniel Lester Snyder, John Wesley Newman, Harry Kirby Krams, Harry Griffith Balthis, Edgar Allen Swann, Ruthan W. Morrow, Jr., Lee Vanhorne Ruckman.

Ques. 2. Who else is in the class of the first year?

Ans. None.

Ques. 3. Who remain on trial?

Ans. Gilliam Claude Bently, Esdras Gruver, Quade Roy Arbogast.

Ques. 4. Who else is in the class of the second year?

Ans. None.

Ques. 5. Who are discontinued?

Ans. None.

II. CONFERENCE MEMBERSHIP.

Ques. 6. Who are admitted into full connection?

Ans. Francis Irwin Cockrell, Charles Staley Clarkson, Ross Ogden Louthan.

Ques. 7. Who else is in the class of the third year?

Ans. Charles Lee Felty.

Ques. 8. Who are readmitted?

Ans. None.

Ques. 9. Who are received by transfer from other Conferences?

Ans. None.

Ques. 10. Who are received from other churches as traveling preachers?

Ans. None.

Ques. 11. Who are located this year?

Ans. None.

Ques. 12. Who have withdrawn or been expelled?
 Ans. Withdrawn, None. Expelled, None.

Ques. 13. Who are transferred to other Conferences?
 Ans. None.

Ques. 14. What preachers have died during the year?
 Ans. Levi B. Atkins, Hamilton Worth Kinzer, Rufus M. Wheeler
 and William F. Locke.

III. ORDERS.

Ques. 15. Who are the deacons of one year?
 Ans. Hugh Lafayette Shiley, George Samuel Lightner, James Lewis
 Robertson, Charles Austin Michael, Carlton Matthai Harris, John Ral-
 ston Hendricks, William Boyd Bryant, James Catlett Murphy, Archie
 Dean Kesler, Benjamin Ralph Mark, Lance Keith Knowles, Benjamin
 Weirman Coe.

Ques. 16. Who else is in the class of the fourth year?
 Ans. Lyscum Elbert Crowson.

Ques. 17. What traveling preachers and what local preach-
 ers have been elected deacons?
 Ans. Traveling Preachers: Francis Irwin Cockrell, Charles Staley
 Clarkson. Local Preachers: Esdras Gruver, Virgil Rushell Gillum.

Ques. 18. What traveling preachers and what local preach-
 ers have been ordained deacons?
 Ans. Traveling Preachers: Francis Irwin Cockrell, Charles Staley
 Clarkson. Local Preachers: Esdras Gruver, Virgil Rushell Gillum.

Ques. 19. What traveling preachers and what local preach-
 ers have been elected elders?
 Ans. Traveling Preachers: Frederic Addison Holden, William Hed-
 ley Clews, Charles Albert McCormick, Jr., Harry Cleveland Rickard.
 Local Preachers: None.

Ques. 20. What traveling preachers and what local preach-
 ers have been ordained elders?
 Ans. Traveling Preachers: Frederic Addison Holden, William Hed-
 ley Clews, Charles Albert McCormick, Jr., Harry Cleveland Rickard.
 Local Preachers: None.

Ques. 21. Who have been recommended by a District Con-
 ference for recognition of their orders as local deacons or local
 elders?
 Ans. None.

IV. CONFERENCE RELATIONS.

Ques. 22. Are all the preachers blameless in their life and official administration?

Ans. Their names were called one by one and their characters examined and passed.

Ques. 23. Who are supernumerary?

Ans. None.

Ques. 24. Who are superannuated?

Ans. J. A. Anderson, J. M. Anderson, W. H. Ballengee, J. W. Beall, D. L. Blakemore, C. H. Buchanan, H. Q. Burr, H. M. Canter, Wm. Clews, C. T. Collyer, R. L. Eutsler, R. L. Fultz, A. Harnesberger, J. C. Hawk, J. M. Hawley, J. B. Hedrick, E. G. Helmintoller, J. B. Henry, G. K. Heydrick, S. V. Hildebrand, J. B. Hupman, T. A. Jordan, J. S. Keene, J. H. Kuhlmann, G. D. Kidner, T. J. Lambert, C. W. Mark, W. H. Marsh, G. R. Mays, I. G. Michael, A. A. P. Neel, B. L. Parrott, F. J. Prettyman, J. D. Pope, E. V. Register, C. L. Reiter, E. A. Roades, J. A. Rood, C. M. Sarver, C. H. Shaw, A. B. Sites, J. H. Smith, B. V. Switzer, J. L. Thomas, G. H. H. Tyler, M. P. Weikel, J. H. Wells, R. V. Whitehurst, W. J. Whitesell and H. A. Wilson.

V. STATISTICS.

Ques. 25. What is the number of districts, of pastoral charges, and of societies in this Conference?

Ans. Districts, 7; Pastoral Charges, 208; Societies, 629.

Ques. 26. What is the number of members, how many have been received this year on profession of faith, how many have been licensed to preach, and what is the number of local preachers?

Ans. Members, 96,556; Received on Profession of Faith, 4,676; Licensed, 19; Local Preachers, 117.

Ques. 27. How many infants and how many others have been baptized during the year?

Ans. Infants, 1,227; Others, 2,447.

Ques. 28. How many Churches have organized Local Church Boards of Christian Education?


Ans. 423.

Ques. 29. What is the number of Church Schools, Officers and Teachers?

Ans. Church Schools, 573; Officers and Teachers, 7,492.

Blackstone College

FOR GIRLS



A STANDARD JUNIOR COLLEGE PLACING FIRST EMPHASIS ON CHRISTIAN LIVING

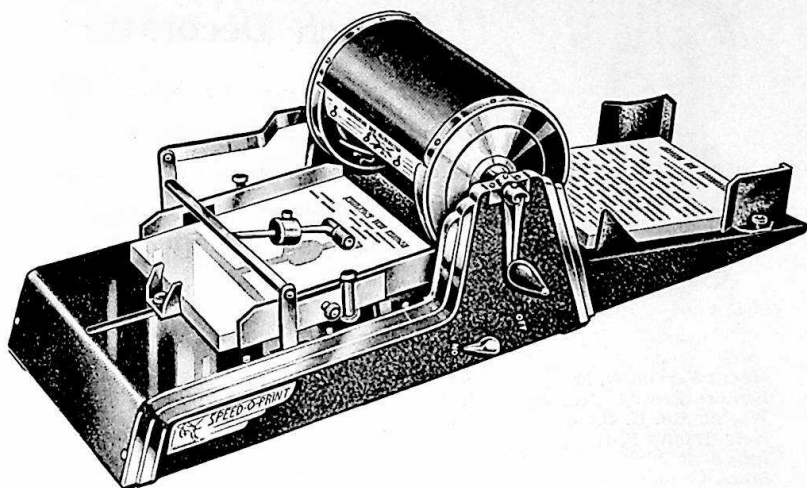
Rich in its heritage of ideals and traditions; modern in its equipment and work; healthful in its location; easily accessible by highways and railroads; new fire-proof plant valued at over half a million; beautiful campus of thirty acres; golfing, riding and indoor swimming pool.

DEPARTMENTS

1. **Junior College:** Diploma in two years. The first two years of work for a college degree offered under the most favorable conditions. Liberal Arts, Home Economics, Library Science, Physical Education and Pre-Nursing.
2. **Commercial:** Merchandising, Stenography, Typewriting, Office Customs, Business Correspondence, etc. Certificate and Diploma Courses.
3. **Fine Arts:** Voice, Violin, Organ, Piano, Art. and Dramatics. Certificate and Diploma Courses.
4. **High School:** A standard four-year course with the opportunity to participate in the Y. W. C. A., the Literary Clubs, the Dramatic Club, and Athletics. Member of the Southern Association of Colleges and Secondary Schools.

For Catalog, Write
J. PAUL GLICK, President

GEORGE P. ADAMS, Secretary and Treasurer
Box B, BLACKSTONE, VA.



Use the Speed-O-Print Duplicating Machine for Church Bulletins, Programs, Menus, Letters, Notices, etc. Simple in operation and practical in construction. Price on Automatic Feed \$32.50, Hand Feed \$22.50. Liberal discount to Churches. We carry a full line of Office Equipment and Stationery. Call to see us when in Our City.

EASTER SUPPLY COMPANY

JOHN E. EASTER, Propr.

141 W. CAMPBELL AVENUE

ROANOKE, VIRGINIA

Headquarters for Methodist Ministers known as—
“Preachers Exchange.”



Church Decorator

Specializing in superior church work. Complete interior decorations. Life size paintings in oil on canvas. Frescoing. Art glass windows, lighting fixtures, woodwork designed.

A Few References

Mount Vernon M. E.
Eastern Presbyterian
Washington U. B.
Holy Trinity P. E.
Anacostia M. E.
Stone Chapel M. E.
Walbrook Evangelical

Mt. Zion M. E., South, Highland, Md.
Takoma Park Presbyterian
Calvary M. E., South, Jarrettsville, Md.
Christ's P. E.
Messiah English Lutheran
Grace M. E., Hampstead
Scott St. U. B.

ROBERT J. WELSMANN

711 Winans Way

Baltimore, Md.

KING BROS., Inc.

PRINTERS AND PUBLISHERS

208 N. Calvert Street

Baltimore, Md.



Randolph-Macon College

FOR MEN

1830 — ASHLAND, VIRGINIA — 1939

A Methodist institution that stands for genuine scholarship, manly character, Christian principles, and offers to its students the highest grade of education at the least cost.

Located in the heart of historic Virginia, sixteen miles from Richmond, with electric car and railroad service hourly.

Modern dormitories equipped with up-to-date home conveniences.

Prepares men for the study of Law, Medicine, Applied Sciences, and the Ministry.

Confers the degrees of B. S. and A. B.

Strong Faculty. All students, especially first-year men, given personal attention by full professors.

S. C. HATCHER, D.D.,
Vice-President and Secretary-Treasurer

Randolph-Macon Academy

FRONT ROYAL, VIRGINIA

Atmosphere and Influence of Positive Christian Character


HIGH GRADE PREPARATORY SCHOOL FOR BOYS

Delightful Location — Fireproof Buildings — Small Classes

Supervised Study — Well Trained Faculty

Liberal Scholarships for ministerial students and sons of
ministers of the Baltimore Conference

For Catalog address John C. Boggs, Principal




INDEX.

Officers, Session 1938.....	1
Committees for 1938.....	2
Committees on Examination for the Quandrennium.....	3
Quadrennial Boards	4-6
Chronological Roll	7-12
Lay Representatives	13
Conference Directory	14-19
Local Preachers'	20-22
In Memoriam	23-27
Sessions of the Baltimore Conference.....	28-29
Daily Proceedings	30-50
Appointments and Superannuates	51-54
 Reports—	
Report of the Commission on Budget 1938-1939.....	55
Conference Treasurer	57
Board of Finance.....	59
Superannuates, Widows and Orphans.....	60-63
Report of Board of Christian Education and Financial State- ment	64
Board of Christian Education, Treasurer.....	65, 66
Treasurer Corporate Board of Finance.....	70
Board of Christian Literature.....	71
Board of Church Extension.....	72-73
Bible Board	73-75
Board of Missions.....	76-78
Treasurer of Conference Board of Missions.....	79
Woman's Missionary Society.....	80
Lay Activities	81-83
District Conference Records.....	83
Sabbath Observance	83-84
Trustees of the Home for the Aged.....	84-86
Report of Treasurer Home for the Aged.....	87
Report of Francis Asbury School Trustees.....	89-90
Report of the Baltimore Conference Boundary Commission..	90-93
Committee on Conference Relations.....	88
Report of the Commission on Evangelism	94-96
Memoirs	96-102
 Table No. 1, Membership, Church Property and Insurance; Table No. 2, Church Papers Taken, Woman's Work Lay Activities, Epworth Leagues and Sunday Schools; Table No. 3, Finance; Table No. 4, Superannuate Fund.....	
Questions of the General Minutes.....	295-299

WESTERN MARYLAND COLLEGE


WESTMINSTER, MARYAND



A co-educational college founded by the Methodist Protestant Church in 1867. A church school perfectly located in highlands of Maryland, 28 miles from Baltimore, 58 from Washington. A 90-acre campus of unexcelled beauty. A liberal arts college with limited enrollment. Courses arranged for those expecting to enter professional or technical schools. Excellent departments of education, music and business administration. A school that is small, intimate and selective, with emphasis on student guidance. First co-educational school south of the Mason-Dixon line.



UNiversity 1714



BERTRAM W. GORE

Funeral Home

CHARLES AT 23RD ST.

BALTIMORE, MD.

A Service for ALL
Regardless of Financial Conditions
