

PRICE, 35 CENTS

# MINUTES

—OF THE—

155th SESSION

## Baltimore Annual Conference

Methodist Episcopal Church, South

—HELD AT—

Roanoke, Virginia

October 2nd to October 4th, 1939

*H. B. [unclear]*  
*Minutes 1939*

Committee on Publication:

Rev. H. M. CANTER

Rev. C. R. CURTIS

Rev. J. HARRY SMITH

King Bros., Inc., Printers, 208 N. Calvert St., Baltimore, Md.

387.02

## Books by CLOVIS G. CHAPPELL

### VALUES THAT LAST

"To say 'another book of sermons by Clovis G. Chappell' is to arouse at once the interest of every minister who has read an earlier volume from this outstanding preacher of a vital, practical Christianity. No one will be disappointed in this latest of the series. Of the 16 sermons, the one on *The Unfinished Sermon* is worth the cost of the volume."—*Presbyterian Tribune*.

*Some of the Sermons and the Texts:* THE UNFINISHED SERMON: ". . . . When I have a convenient season, I will call for thee." A WINSOME INVITATION: "Come unto me." A GOOD SPORTSMAN: "He gets no prize unless he obeys the rules." VALUES THAT LAST: ". . . . faith, hope, love . . . . but the greatest of these is love." A PREACHER AND HIS BOOKS: ". . . . Bring with thee . . . . the books, but especially the parchments." THE STRATEGY THAT WINS: "Overcome evil with good." THE MAN WITH A PREJUDICE: "Can any good thing come out of Nazareth?" \$1.50

### TEN RULES FOR LIVING

Sermons on the Ten Commandments

"The minister who needs a bit of a spur in his attack upon current evils will find suggestions here. The layman who is fighting a battle in his moral and spiritual life will discover fresh incentives to higher living."—*Christian Advocate (New York)*.

*The Sermons:* BEGIN WITH GOD. KEEP YOUR EYE ON THE GOAL. BE SINCERE. REMEMBER THE SABBATH. HONOR YOUR PARENTS. REVERENCE HUMAN LIFE. KEEP CLEAN. RESPECT THE LIVES OF OTHERS. CONTROL YOUR TONGUE. MASTER YOUR DESIRES.  
*Epilogue:* THE SUPREME RULE OF LOVE! \$1.50

### CHAPPELL'S SPECIAL DAY SERMONS

"The larger part of these interesting and helpful sermons is built around Bible characters and thereby made concrete. The language is quite readable, direct, and forceful, containing frequent beautiful figurative expressions. The sermons are in divisions which render them easily grasped. . . . The author is gifted in finding present-day problems and needs in the texts."—*Pastor's Periscope*. In this collection are sermons not only for the high festival days in the church calendar, but for days peculiarly the church's own."—*Birmingham News-Age-Herald*.

*The Sermons:* THE CYNIC'S NEW YEAR—New Year's Day. THE GREAT CERTAINTY—Easter Sunday. BELATED SAINTS—Pentecost. MOTHER OSTRICH—Mother's Day. A FATHER'S FAILURE—Father's Day. THE GREAT ESSENTIAL—Commencement Day. THE FORGOTTEN DAY—Sabbath Observance Day. THE WORK OF THE EVANGELIST—Evangelism. A GOOD MAN'S BLUNDER—Go-to-Church Day. THE LAY PREACHER—Layman's Day. A SEARCHING QUESTION—Church Budget Sunday. THE CRIME OF BEING YOUNG—A Sermon to Young People. WHEN GOD FORGETS—Communion Sunday. THE OFFICIAL BOARD—Installation Day. THAT MAGNIFICENT MINORITY—Thanksgiving Day. CHRISTMAS WITHOUT CHRIST—Christmas Sunday.  
Reprint, Now \$1

### THE METHODIST PUBLISHING HOUSE

417 East Grace St.

Richmond, Va.

## MINUTES

—OF THE—

155th SESSION

## Baltimore Annual Conference

Methodist Episcopal Church, South

—HELD AT—

Roanoke, Virginia

October 2nd to October 4th, 1939

6579


Committee on Publication:

Rev. H. M. CANTER

Rev. C. R. CURTIS

Rev. J. HARRY SMITH





**We Are Proud of Our Record!**  
Over 40 Years of Service to Churches and Ministers!

A Policy in Your Church Mutual Stands for

**SECURITY**

Take Advantage of Our Lower Premium  
Cost and Privilege of Annual Payments

FIRE—LIGHTNING—WINDSTORM  
HAIL—INSURANCE

**NATIONAL MUTUAL CHURCH INSURANCE CO.**  
**CHICAGO**

---

**KING BROS., Inc.**

**PRINTERS AND PUBLISHERS**

**208 N. Calvert Street**

**Baltimore, Md.**


---

## INDEX

---

Officers, Session 1939.....	1
Committees for 1939.....	2
Committees on Examination for the Quadrennium.....	3
Quadrennial Boards.....	4-6
Chronological Roll.....	7-12
Lay Representatives.....	13-14
Local Preachers.....	15-17
In Memoriam.....	18-22
Sessions of the Baltimore Conference.....	23-24
Daily Proceedings.....	25-44
Address—By Forrest J. Prettyman, D.D.....	45-49
 Reports—	
Report of the Commission on Budget 1939-1940.....	50
Conference Treasurer.....	51
Board of Finance.....	51
Superannuates, Widows and Orphans.....	54-57
Report of Board of Christian Education and Financial Statement.....	57-60
Board of Christian Education, Treasurer.....	59
Board of Finance.....	60
Board of Christian Literature.....	64
Board of Church Extension.....	65-66
Bible Board.....	66-67
Board of Missions.....	67-70
Treasurer of Conference Board of Missions.....	70
Woman's Missionary Society.....	71-72
Lay Activities.....	73-74
District Conference Records.....	75
Sabbath Observance.....	75-76
Trustees of the Home for the Aged.....	77
Report of Treasurer Home for the Aged.....	78-79
Report of Francis Asbury Educational Fund.....	80-81
Committee on Conference Relations.....	79
Commission on Evangelism.....	82-83
The Baltimore Southern Methodist, Inc.—1938-9.....	83-85
Group Insurance.....	85-88
Memoirs.....	89-96
 Table No. 1, Membership, Church Property and Insurance; Table No. 2, Church Papers Taken, Woman's Work Lay Activities, Epworth Leagues and Sunday Schools; Table No. 3, Finance.....	
Questions of the General Minutes.....	284





# Officers and Committees.

Session October 2—October 4, 1939

---

## OFFICERS.

### President:

BISHOP WILLIAM WALTER PEELE

### Secretary:

REV. H. M. CANTER.

### Assistant Secretaries:

REV. CHARLES R. CURTIS  
REV. JOHN H. BLAKEMORE, JR.

### Recording Secretary:

REV. N. B. HARMON, JR.

### Statistical Secretary:

REV. J. HARRY SMITH.

### Assistant Statistical Secretaries:

REV. A. I. ORNDOFF,  
REV. C. L. ROBSON,  
REV. J. H. BEAN,  
REV. C. J. CLARK,  
REV. C. L. BEARD,  
REV. A. L. HUNTER,  
REV. R. L. BERGDOLL.

### Assistant Secretary in Charge of Sale of Minutes:

REV. H. W. CRAVER.



## COMMITTEES, 1939.

---

### Distributing Committee:

T. M. Swann

E. A. Lambert

C. M. Stoy

### Conference Relations:

W. J. Elliott, W. J. Groah, R. K. Nevitt, G. H. Fielding, H. V. Wheeler,  
C. W. Paskel, W. M. Compton.

### District Conference Records:

L. H. Richcreek, A. W. Henton, John Brayshaw, F. H. Striely,  
H. L. Coffman, J. B. Atkins, L. O. Rose.

### Sabbath Observance:

J. H. Davidson, C. P. Miller, M. H. B. Hoffman, W. F. Hummer,  
Homer Welch, W. N. Dunn, B. W. John, H. B. Loving,  
J. W. Seay, J. R. Norman, J. W. Leggett, G. R. Harrison  
J. C. Dugger, J. H. Bryan.

### Resolutions:

John Paul Tyler

F. A. Settle

R. L. Durham

**CLASSES FOR 1940.****Class of the First Year.**

Kenneth Moses Plummer	Claude Ray Collins
Meredith Nathaniel DeHaven	Charles Samuel Jarvis
Charles William Ambrose, Jr.	William Emory Cooley
Virgil Rushell Gillum	

**Class of the Second Year.**

Harold Hanger Fink	Harry Kirby Krams
Daniel Lester Snyder	Harry Griffith Balthis
John Wesley Newman	Edgar Allan Swann
Ruthan Wellington Morrow, Jr.	Lee Vanhorn Ruckman

**Class of the Third Year.**

Quade Roy Arbogast	Gillum Claude Bentley
Esdras Stuart Gruver	

**Class of the Fourth Year.**

Francis Irwin Cockrell	Charles Lee Felty
Ross Ogden Louthan	Benjamin Wierman Coe
Charles Staley Clarkson	Lance Keith Knowles

---

**QUADRENNIAL COMMITTEES.  
1938-1942.**
**COMMITTEE ON ADMISSIONS.**

C. H. Cannon, Chairman	R. M. Sharpe
R. A. Bergdoll, Secretary	O. L. Gochenour
D. N. Calvert	J. H. Blakemore, Jr.
L. S. Shires	W. O. Luttrell
Frank A. Tyler	A. A. McNeer
S. R. Neel	A. I. Orndoff
W. G. Winton	

**COMMITTEE ON MEMOIRS.**

S. K. Cockrell	R. L. Moore	J. R. Wood
B. W. John	W. A. Lynch	T. M. Swann
	John H. Pearson	



## QUADRENNIAL BOARDS.

### COMMISSION ON BUDGET.

N. B. Harmon, Jr., President

George R. Harrison, Secretary

#### Clerical.

Nolan B. Harmon, Jr.  
S. K. Cockrell  
B. W. John  
R. B. Claggett  
C. F. Phillips

#### Lay.

George R. Harrison  
S. J. Roberts  
Milton Burr  
W. E. Strader  
C. S. Coffman  
J. H. Bryan

### CORPORATE BOARD OF FINANCE.

E. V. Regester, President

Harry R. West, Secretary

C. M. Hesser, Vice-President

A. W. Mears, Treasurer

#### Clerical.

E. V. Regester  
C. M. Hesser  
H. M. Canter

#### Lay.

J. Clawson Jones  
A. W. Mears  
Harry R. West  
C. N. Triplett  
Marion S. King

### BIBLE BOARD.

#### Clerical.

L. H. Richcreek  
J. T. Brown  
C. W. Paskel  
E. B. Cook  
L. O. Rose  
F. L. Morrison  
J. C. Murphy

#### Lay.

W. M. Magruder  
J. F. Watts  
J. W. Crawford  
E. S. Cochran  
E. R. Hagan  
F. Estes Kline  
R. M. Irby

### BOARD OF CHURCH EXTENSION.

C. M. Hesser, President

J. E. Easter, Vice-President

A. W. Mears, Secretary-Treasurer

#### Clerical.

W. E. Holley  
R. L. Wittig  
C. M. Hesser  
F. B. Wyand  
F. L. Baker, Jr.  
R. M. Parker  
H. C. Marsh

#### Lay.

A. W. Mears  
F. E. Wood  
G. R. Kiracofe  
J. E. Easter  
T. T. Taylor  
J. W. Myers  
W. H. Rissler

**BOARD OF CHRISTIAN EDUCATION.**

R. K. Nevitt, President  
 C. L. Fossett, Secretary  
 Chas. L. Melton, Treasurer

**Clerical.**

C. L. Fossett  
 J. H. Brown, Jr.  
 E. L. Woolf  
 E. W. Aaron  
 R. K. Nevitt  
 E. S. Sheppe, Jr.  
 J. H. Pearson  
 H. R. Deal  
 F. A. Settle  
 H. E. Cromer

**Lay.**

Dr. J. A. York  
 J. E. Miller  
 E. B. Jones  
 H. S. Moorman  
 C. W. Humphreys  
 J. E. Taylor  
 Mrs. E. H. Ould  
 Mrs. O. L. Miller  
 C. P. Clark

**BOARD OF CHRISTIAN LITERATURE.**

J. A. Johnson, President  
 W. H. Clews, Vice-President  
 Jesse W. Richards, Secretary

**Clerical.**

W. D. Sheets  
 L. H. Greenwood  
 W. H. Clews  
 J. H. Bean  
 J. A. Johnson  
 L. E. Crowson  
 Allen Gillis

**Lay.**

H. Clay Mullikin  
 Ernest Allen  
 D. F. Mitchell  
 B. W. Jones  
 H. L. Slye  
 Jesse W. Richards  
 N. R. Thurman

**BOARD OF FINANCE.**

T. M. Swann, President  
 E. A. Lambert, Secretary  
 Vice-President  
 J. T. Houck, Treasurer

**Clerical.**

E. A. Lambert  
 T. M. Swann  
 J. C. Copenhagen  
 H. V. Wheeler  
 G. G. Oliver  
 W. G. Winton  
 J. W. Seay

**Lay.**

Dr. J. C. Joyce  
 L. H. Linkenhoker  
 H. L. Simmons  
 Bierne Ellison  
 J. T. Houck  
 C. M. Stoy  
 B. H. Riddleberger

**BOARD OF MISSIONS.**

John Paul Tyler, President  
 J. C. Dugger, Vice-President  
 R. E. Musser, Secretary  
 R. G. Mowbray, Treasurer

**Clerical.**

H. M. Waters  
 C. L. DeLong  
 H. S. Coffey  
 R. E. Musser  
 J. P. Tyler  
 J. C. Dugger  
 J. F. Owens

**Lay.**

R. G. Mowbray  
 S. J. Rexrode  
 Mrs. Robert Sterrett  
 R. L. Durham  
 Dr. N. M. Canter  
 W. F. Hummer  
 G. R. Haines



## QUADRENNIAL BOARDS.

## BOARD OF LAY ACTIVITIES.

J. H. Rosenberger, Conference Lay Leader.

Bruce Slaven, Secretary

C. W. Cooley, Treasurer

## Presiding Elders:

Wm. H. Best  
 C. W. Fink  
 C. E. Brandt  
 H. Sydenstricker  
 G. G. Martin  
 Edgar C. Beery  
 W. W. McIntyre

## District Associate Lay Leaders:

Clarence P. Eley  
 Walter M. Magruder  
 L. H. Linkenhoker  
 E. A. Mann  
 P. L. Mauzy  
 P. E. Nixon  
 Frank A. Eades  
 Ernest S. Cochran  
 Hume J. Franklin  
 J. L. Farran  
 George Young  
 John Brayshaw  
 C. Wilson Moler  
 J. Homer Mock  
 Col. J. C. Boggs

## District Lay Leaders:

Thomas H. Everett  
 Herbert M. Harr  
 Dr. Hugh Allen  
 R. O. Bagby  
 Bruce Slaven  
 C. C. Carlin, Jr.  
 C. W. Cooley

## BALTIMORE CONFERENCE BENEVOLENT SOCIETY

J. W. Leggett, President  
 C. H. Cannon, Vice-President

C. M. LeFew, Secretary  
 Geo. R. Harrison, Treasurer

## Directors

J. W. Leggett  
 C. M. LeFew

C. H. Cannon  
 R. L. Eutsler  
 Wm. H. Best

**BALTIMORE ANNUAL CONFERENCE**  
**METHODIST EPISCOPAL CHURCH, SOUTH**  
**CHRONOLOGICAL ROLL.**

Note:—In case of transfer the date shown in parenthesis indicates time Admitted on Trial.

Abbreviations:—Ef. Effective; Sd. Superannuated; Sy. Supernumerary; T. Transfer; O. T. On Trial; R. Readmitted; M. E. C. Methodist Episcopal Church; P. M. C. Primitive Methodist Church; C. B. Church of the Brethren.

\* Indicates absent.

NAME	Pres. Relation	How and When First Admitted Into Baltimore Conference		Ordained	
				Deacon	Elder
John Alexander Anderson*...	Sd.	O. T.	Mar., 1878	1880	1882
Bishop Collins Denny*.....	Sd.	O. T.	Mar., 1880	1882	1884
				Bishop,	1910
Simpson Veitch Hildebrand...	Sd.	O. T.	Mar., 1881	1883	1885
John Alexander Rood.....	Sd.	T.	Mar., 1898 (Nov., 1881)	1883	1885
James Marvin Hawley*.....	Sd.	O. T.	Mar., 1882	1881	1886
Charles Wesley Mark.....	Sd.	O. T.	Mar., 1882	1885	1887
John Henry Kuhlmann*.....	Sd.	O. T.	Mar., 1884	1886	1888
Forrest Johnston Prettyman..	Sd.	O. T.	Mar., 1884	1886	1888
Charles Henry Buchanan*....	Sd.	T.	April, 1924 (Dec., 1884)	1884	1886
Thomas Jackson Lambert.....	Sd.	O. T.	Mar., 1886	1888	1890
William Harrison Ballengee...	Sd.	O. T.	Mar., 1886	1887	1889
George Rodgers Mays*.....	Sd.	O. T.	Mar., 1886	1888	1890
Alfred Beane Sites.....	Sd.	O. T.	Mar., 1889	1889	1894
John Wesley Beall.....	Sd.	O. T.	Mar., 1890	1890	1894
William Thornton Gover.....	Ef.	O. T.	Mar., 1890	1892	1894
Isaac Grant Michael*.....	Sd.	O. T.	Mar., 1890	1892	1895
William Henry Marsh*.....	Sd.	O. T.	Mar., 1890	1893	1895
Robert Lee Fultz.....	Sd.	O. T.	Mar., 1891	1891	1895
Charles McComas Sarver.....	Sd.	O. T.	Mar., 1891	1893	1895
John Calvin Hawk*.....	Sd.	O. T.	Mar., 1891	1893	1895
James Howard Wells*.....	Sd.	O. T.	Mar., 1891	1893	1895
Turner A. Jordan.....	Sd.	T.	Mar., 1904 (Oct., 1891)	1894	1898
Murray Drayton Mitchell.....	Ef.	T.	Mar., 1907 (Oct., 1892)	1894	1896
Benjamin Lee Parrott.....	Sd.	O. T.	Mar., 1893	1895	1898
James Harry Smith.....	Sd.	O. T.	Mar., 1893	1893	1898
William James Whitesell*.....	Sd.	O. T.	Mar., 1893	1893	1897
Henry Ambrose Wilson*.....	Sd.	O. T.	Mar., 1893	1895	1898
James Thomas Myers*.....	Ef.	O. T.	Mar., 1893	1893	1898
Eldridge Veitch Register*....	Sd.	O. T.	Mar., 1894	1896	1898

ROLL OF CLERICAL MEMBERS.

NAME	Pres. Relation	How and When First Admitted Into Baltimore Conference		Ordained	
				Deacon	Elder
Daniel Mason Brown.....	Sd.	O. T.	Mar., 1894	1896	1898
George K. Heydrick.....	Sd.	T.	April, 1900 (Jan., 1895)	1896	1901
William Dunnock Keene.....	Ef.	O. T.	Mar., 1895	1894	1899
John Bronaugh Henry*.....	Sd.	O. T.	Mar., 1895	1895	1899
Homer Henkel Sherman.....	Ef.	O. T.	Mar., 1895	1895	1899
Millard Preston Weikel.....	Sd.	O. T.	Mar., 1895	1897	1900
Charles Herbert Cannon.....	Ef.	O. T.	Mar., 1896	1898	1900
Gracen Daily Kidner*.....	Sd.	O. T.	Mar., 1896	1898	1902
Alfred Lewis Harnesberger*..	Sd.	O. T.	Mar., 1896	1897	1900
Wallace Osborne Talbert.....	Sd.	O. T.	Mar., 1896	1897	1901
Frank Ames Tyler.....	Sd.	T.	Mar., 1897 (Oct., 1896)	1899	1903
William Hinkle Best.....	Sd.	O. T.	Mar., 1897	1899	1901
Harry Marvin Canter.....	Sd.	O. T.	Mar., 1897	1896	1901
Robert Lee Eutsler.....	Sd.	O. T.	Mar., 1897	1897	1901
Ernest Lee Woolf.....	Ef.	O. T.	Mar., 1897	1898	1904
DeWitt Aldine Beery.....	Ef.	T.	Mar., 1905 (Sept., 1897)	1899	1901
Charles Thomas Collyer*.....	Sd.	T.	April, 1924 (Sept., 1897)	1898	1898
Boyd Valentine Switzer.....	Sd.	O. T.	April, 1899	1898	1903
Harvey Quinn Burr.....	Sd.	O. T.	April, 1899	1899	1903
George Hasel.....	Ef.	O. T.	April, 1899	1901	1903
James M. York.....	Sd.	M. E. C.	(Oct., 1890) April, 1899	1892	1894
Charles Irving Flory.....	Ef.	T.	April, 1908 (Sept., 1900)	1901	1910
William Milton Compton.....	Ef.	O. T.	April, 1901	1903	1908
James Burnett Hupman.....	Sd.	O. T.	April, 1901	1901	1906
Claude Mitchell Hesser.....	Ef.	O. T.	April, 1901	1904	1906
James Hubert Haley.....	Ef.	O. T.	Mar., 1902	1902	1906
Lewis Singleton Rudasill.....	Ef.	O. T.	Mar., 1902	1898	1902
Selwyn Kennedy Cockrell.....	Ef.	O. T.	Mar., 1902	1904	1906
William Daniel King.....	Ef.	O. T.	Mar., 1902	1904	1906
George Herbert Fielding.....	Ef.	O. T.	Mar., 1902	1904	1907
Homer Welch.....	Ef.	O. T.	Mar., 1903	1904	1907
Harry Paul Baker.....	Ef.	O. T.	Mar., 1903	1905	1907
Joseph Herbert Bean.....	Ef.	O. T.	Mar., 1903	1905	1907
James Bernard Hedrick.....	Sd.	O. T.	Mar., 1903	1906	1910
William David Eye.....	Ef.	O. T.	April, 1904	1906	1908
John Colbourn Copenhagen....	Ef.	O. T.	Mar., 1905	1905	1910
Charles Lucien DeLong.....	Ef.	O. T.	Mar., 1905	1905	1909
Albert VanDevander.....	Ef.	O. T.	Mar., 1905	1906	1909
Francis Marion Richardson..	Ef.	O. T.	Mar., 1906	1908	1910
Harry Vincent Wheeler.....	Ef.	O. T.	Mar., 1906	1909	1911
Okey D. Lambert.....	Ef.	O. T.	Mar., 1906	1909	1914
Samuel Regester Neel*.....	Ef.	O. T.	Mar., 1906	1910	1913
Stephen Jos. Lester DuLaney..	Sd.	O. T.	Mar., 1906	1908	1918
John Paul Tyler.....	Ef.	O. T.	Mar., 1907	1906	1911
Hubert Sydenstricker.....	Ef.	O. T.	Mar., 1907	1909	1911
Wendell Allen.....	Ef.	O. T.	Mar., 1907	1909	1913
James Peyton Atkins.....	Ef.	T.	Mar., 1914 (Sept., 1907)	1909	1912

ROLL OF CLERICAL MEMBERS.

NAME	Pres. Relation	How and When First Admitted Into Baltimore Conference		Ordained	
				Deacon	Elder
Arthur Elmer Owens.....	Ef.	O. T.	Mar., 1908	1909	1912
James Spottswood Keene .....	Sd.	O. T.	Mar., 1908	1910	1914
Robert Kern Nevitt.....	Ef.	O. T.	Mar., 1908	1910	1913
Robert Clarence Meeks.....	Ef.	O. T.	Mar., 1908	1910	1915
Rembert Durbin McNeer.....	Ef.	O. T.	Mar., 1908	1910	1914
Wilfred Lawson.....	Ef.	O. T.	Mar., 1908	1910	1912
Allen A. P. Neel*.....	Sd.	O. T.	Mar., 1909	1911	1913
Elmer Asbury Lambert.....	Ef.	O. T.	Mar., 1909	1912	1916
James Herndon Billingsley....	Ef.	O. T.	Mar., 1910	1912	1914
John L. Thomas.....	Sd.	O. T.	Mar., 1910	1912	1916
William Aubrey Lynch.....	Ef.	O. T.	Mar., 1910	1910	1914
Anthony Ousley Lyons.....	Ef.	O. T.	Mar., 1910	1912	1916
Franklin Fairbanks Neel*....	Ef.	O. T.	Mar., 1910	1910	1914
George Gilbert Oliver.....	Ef.	O. T.	Mar., 1910	1913	1916
Edward Amiss Roades.....	Sd.	O. T.	Mar., 1910	1909	1913
Theodore Magruder Swann....	Ef.	O. T.	Mar., 1911	1913	1915
Richard Leonard Wittig.....	Ef.	O. T.	Mar., 1911	1913	1915
Glenn Gordon Martin.....	Ef.	O. T.	Mar., 1912	1911	1916
Raymond Carl Maxwell.....	Ef.	O. T.	Mar., 1912	1914	1916
Jonathan William Leggett....	Ef.	P. M. C.	Mar., 1916 (Oct., 1912)	1916	1918
Walter Samuel Thomas.....	Ef.	O. T.	Mar., 1913	1915	1917
John William Rosenberger....	Ef.	O. T.	Mar., 1913	1914	1918
Harry Carter Marsh.....	Ef.	O. T.	Mar., 1913	1917	1919
Ernest William Aaron.....	Ef.	O. T.	Mar., 1914	1915	1918
James Augustus Johnson.....	Ef.	T.	April, 1918 (Oct., 1914)	1914	1921
Harry Scott Coffey.....	Ef.	T.	Mar., 1915 (Nov., 1914)	1917	1919
Lingurn Burkhead Bobbitt....	Ef.	O. T.	Mar., 1915	1917	1919
Clarence Jay Clark.....	Ef.	O. T.	Mar., 1915	1917	1919
John Charles Spindler*.....	Ef.	O. T.	Mar., 1915	1915	1919
Charles William Fink.....	Ef.	O. T.	Mar., 1915	1917	1919
Archie Booth Sapp.....	Ef.	O. T.	Mar., 1915	1916	1919
Clifton Keys Ray.....	Ef.	O. T.	Mar., 1915	1918	1919
George Edward Pope.....	Ef.	O. T.	Mar., 1915	1917	1920
Obed Lee Gochenour.....	Ef.	O. T.	Mar., 1915	1924	1926
Charles Clinton Bush.....	Ef.	O. T.	Mar., 1916	1912	1913
Watson Ely Holley.....	Ef.	O. T.	Mar., 1916	1917	1923
Edgar Carroll Beery.....	Ef.	O. T.	Mar., 1916	1917	1922
George Dent Naylor.....	Ef.	T.	Oct., 1933 (Mar., 1916)	1917	1918
Burleigh Floyd Wright.....	Ef.	T.	April, 1920 (Sept., 1916)	1921	1923
Kemp Dudley Swecker.....	Ef.	O. T.	Mar., 1917	1924	1928
Robert Bayard Proctor.....	Ef.	T.	Sept., 1930 (Nov., 1917)	1919	1921
Reuben Davis Marshall.....	Ef.	O. T.	Mar., 1917	1920	1923
Arthur Wells Groscup.....	Ef.	O. T.	Mar., 1917	1923	1926
Haskell Robert Deal.....	Ef.	T.	April, 1918 (Nov., 1917)	1919	1921
Byron Wilson John.....	Ef.	O. T.	April, 1918	1920	1922
Raymond Beall Clagett.....	Ef.	O. T.	April, 1918	1920	1922
Lester Hamill Smallwood.....	Ef.	O. T.	April, 1918	1920	1922



## ROLL OF CLERICAL MEMBERS.

NAME	Pres. Relation	How and When First Admitted Into Baltimore Conference		Ordained	
				Deacon	Elder
Clarence Haddon Shaw.....	Sd.	O. T.	April, 1918	1921	1923
Edward Jeffries Rees.....	Ef.	T.	Oct., 1936 (Sept., 1918)	1920	1921
Clarence Leonard Beard.....	Ef.	O. T.	Mar., 1919	1920	1923
William Wallace McIntyre....	Ef.	O. T.	Mar., 1919	1920	1924
Samuel Coiner Stickley.....	Ef.	O. T.	Mar., 1919	1920	1924
Martin Luther Fearnow.....	Ef.	O. T.	Mar., 1919	1904	1910
Nolan Bailey Harmon, Jr.....	Ef.	O. T.	Mar., 1919	1918	1918
John Raymond Wood.....	Ef.	O. T.	Mar., 1919	1921	1923
Floyd Lupton Morrison.....	Ef.	O. T.	Mar., 1919	1922	1925
Charles McCulloch LeFew....	Ef.	O. T.	Mar., 1919	1921	1925
Denny Lewis Fringer.....	Ef.	O. T.	Mar., 1919	1922	1924
Frederick Bloom Wyand.....	Ef.	O. T.	April, 1920	1922	1924
Glenn Jackson Cooper.....	Ef.	O. T.	April, 1920	1920	1926
Charles Earl Brandt.....	Ef.	O. T.	April, 1920	1923	1925
James Calvin Dugger.....	Ef.	O. T.	April, 1920	1923	1925
Clarence Elmer Kirby.....	Ef.	O. T.	April, 1920	1923	1926
William Garnet Winton.....	Ef.	O. T.	April, 1921	1923	1925
William Alexander Clark.....	Ef.	O. T.	April, 1921	1915	1925
Harry Lewis Coffman.....	Ef.	O. T.	April, 1921	1922	1925
Harris Magruder Waters.....	Ef.	O. T.	April, 1921	1924	1927
Thomas Morgan*.....	Ef.	O. T.	April, 1921	1923	1925
German Horton Hunt Tyler....	Sd.	O. T.	April, 1921	1914	1918
John Wesley Seay.....	Ef.	O. T.	Mar., 1922	1922	1926
Elmer Allen Wilcher.....	Ef.	O. T.	Mar., 1922	1922	1926
Letcher Stevens Shires.....	Ef.	O. T.	Mar., 1922	1903	1922
Roswell Vernon Whitehurst*..	Sd.	O. T.	Mar., 1922	1925	1927
Walter Smith.....	Ef.	T.	Mar., 1926		
Robin Gould.....	Ef.	T.	Oct., 1938		
Horace E. Cromer.....	Ef.	T.	Oct., 1935 (Oct., 1922)	1924	1926
John Wallace Rustin.....	Ef.	T.	Oct., 1936 (Oct., 1922)	1924	1926
John Saunders Schwartz.....	Ef.	O. T.	April, 1923	1926	1932
Lee Holiday Richcreek.....	Ef.	O. T.	April, 1923	1925	1927
Charles Leslie Reiter.....	Sd.	O. T.	April, 1923	1926	1929
Charles Asbury York.....	Ef.	O. T.	April, 1923	1925	1927
Julius Davis Russell.....	Ef.	O. T.	April, 1923	1925	1927
Delford Neal Calvert.....	Ef.	O. T.	April, 1923	1925	1927
Ernest Taylor Harrison.....	Ef.	O. T.	April, 1923	1925	1929
Asbury Augustus McNeer.....	Ef.	T.	Sept., 1930 (Sept., 1923)	1925	1927
John Hale Pearson.....	Ef.	T.	Mar., 1925 (Oct., 1923)	1925	1927
Arthur Irvin Orndoff.....	Ef.	O. T.	April, 1924	1926	1928
Edward Byrnes Cook.....	Ef.	O. T.	April, 1924	1923	1930
Claude Byron Larrick.....	Ef.	O. T.	April, 1924	1926	1928
Elias Galloway Helmtoller*..	Sd.	O. T.	April, 1924	1927	1929
William Clews.....	Sd.	O. T.	April, 1924	1926	1928
Palmer Eubank.....	Ef.	O. T.	April, 1924	1925	1929
William Harvey Gray.....	Ef.	O. T.	April, 1924	1922	1936
Robert Orvel Hipes.....	Ef.	O. T.	April, 1924	1926	1928
Gaither Postley Warfield*....	Ef.	T.	Sept., 1930 (Sept., 1924)	1924	1925

ROLL OF CLERICAL MEMBERS.

NAME	Pres. Relation	How and When First Admitted Into Baltimore Conference		Ordained	
				Deacon	Elder
James Herbert Brown, Jr.*	Ef.	O. T.	Mar., 1925	1926	1931
William Preston Good	Ef.	O. T.	Mar., 1925	1926	1929
Walter Milton Reynolds	Ef.	O. T.	Mar., 1925	1927	1929
William James Elliott	Ef.	O. T.	Mar., 1925	1927	1930
Frank Lewis Baker, Jr.	Ef.	O. T.	Mar., 1925	1927	1929
Wilmer Oliver Luttrell	Ef.	O. T.	Mar., 1925	1927	1929
George Lipscomb Waters	Ef.	O. T.	Mar., 1925	1924	1929
Royal Allen Rice	Ef.	T.	Mar., 1926 (Oct., 1925)	1926	1929
Harold Hetzer Hoyt	Ef.	O. T.	Mar., 1926	1926	1930
Charles Royal Curtis	Ef.	O. T.	Mar., 1926	1926	1930
Floyd Montgomery Lucas	Ef.	O. T.	Mar., 1926	1928	1930
Edwin Samuels Sheppe, Jr.	Ef.	O. T.	Mar., 1926	1928	1930
Raymond Ledbetter Moore	Ef.	O. T.	Mar., 1926	1929	1931
Arthur Woodley Henton	Ef.	O. T.	Mar., 1926	1929	1931
William Jennings Groah	Ef.	O. T.	Mar., 1926	1929	1931
Albert Hinkle Shumate	Ef.	O. T.	Mar., 1926	1930	1932
Paul Russell Diehl	Ef.	C. B.	Oct., 1927	1929	1931
Mack Thomasson	Ef.	O. T.	Oct., 1927	1929	1931
William Preston Saunders	Ef.	O. T.	Oct., 1927	1929	1931
Charles Faidley Phillips	Ef.	O. T.	Oct., 1927	1927	1931
John Thomas Brown	Ef.	O. T.	Oct., 1927	1928	1931
Walter Delford Sheets	Ef.	O. T.	Oct., 1927	1928	1931
Allan Gillis	Ef.	O. T.	Oct., 1927	1928	1931
Herman Monroe Wilson	Ef.	O. T.	Oct., 1927	1928	1931
William Felix Hodges	Ef.	O. T.	Oct., 1927	1928	1931
Julian Edward McDonald	Ef.	O. T.	Oct., 1927	1929	1931
Harry Wallace Craver	Ef.	O. T.	Oct., 1927	1928	1931
Peter C. Helmtoller, Jr.	Ef.	O. T.	Oct., 1927	1929	1931
George Milton Bell	Ef.	O. T.	Oct., 1927	1932	1934
Conrad William Jordan	Ef.	O. T.	Sept., 1928	1922	1932
Francis Henry Strieby	Ef.	T.	Sept., 1929 (Sept., 1928)	1930	1932
John Franklin Owens	Ef.	O. T.	Sept., 1928	1931	1934
Clarence Louis Fossett	Ef.	T.	Jan., 1931 (Nov., 1928)	1930	1932
Arthur LeRoy Hunter	Ef.	O. T.	Sept., 1929	1929	1933
Lewis Otmer Rose	Ef.	O. T.	Sept., 1929	1927	1933
Raymond Eugene Musser	Ef.	O. T.	Sept., 1929	1928	1933
Louis Wharton Griggs	Ef.	O. T.	Sept., 1929	1932	1934
Nathaniel Gideon Barnhart	Ef.	O. T.	Sept., 1930	1932	1934
Richard Abraham Bergdoll	Ef.	O. T.	Sept., 1930	1931	1934
Lawrence Henry Greenwood*	Ef.	O. T.	Sept., 1930	1932	1934
John Henry Davidson	Ef.	O. T.	Sept., 1930	1932	1934
Charles Lewis Robson	Ef.	O. T.	Sept., 1930	1934	1936
Charles Wesley Paskel	Ef.	O. T.	Oct., 1931	1932	1935
Frank Alexander Settle	Ef.	O. T.	Oct., 1931	1933	1935
Rice Moorman Parker	Ef.	O. T.	Oct., 1931	1933	1935
Garner Mosby Butt	Ef.	O. T.	Oct., 1931	1932	1935
Frederic Addison Holden	Ef.	O. T.	Oct., 1931	1932	1938
Albert Marvin Bryan Snapp	Ef.	M. E. C.	Oct., 1932	1928	1930
Paul Hicks Groseclose	Ef.	O. T.	Oct., 1931	1934	1936
John Hiram Light	Ef.	O. T.	Oct., 1932	1934	1936
Randolph Bowen Moore	Ef.	O. T.	Oct., 1932	1934	1936

## ROLL OF CLERICAL MEMBERS.

NAME	Pres. Relation	How and When First Admitted Into Baltimore Conference		Ordained	
				Deacon	Elder
Ralph McDuffie Sharpe.....	Ef.	O. T.	Oct., 1932	1934	1936
Julian Eugene White.....	Ef.	O. T.	Oct., 1932	1933	1936
Lyseum Elbert Crowson....	Ef.	O. T.	Oct., 1932	1932	
John Haywood Blakemore, Jr.	Ef.	T.	Oct., 1933 (Nov., 1930)	1934	1936
Lewis Whitefield Darst.....	Ef.	O. T.	Oct., 1933	1934	1937
Stuart Monroe Iglehart.....	Ef.	O. T.	Oct., 1933	1934	1937
Walter Melancthon Lockett, Jr.	Ef.	O. T.	Oct., 1933	1935	1937
Benjamin Thomas Price.....	Ef.	O. T.	Oct., 1933	1934	1937
Claude Holmes Thompson....	Ef.	O. T.	Oct., 1933	1935	1937
Harry Cleveland Rickard*....	Ef.	O. T.	Oct., 1933	1935	1938
William Hedley Clews.....	Ef.	O. T.	Oct., 1933	1936	1938
Charles Lee Felty.....	4thyr.	O. T.	Oct., 1933	1936	
Lance Keith Knowles.....	4thyr.	O. T.	Oct., 1934	1936	
Charles Albert McCormick Jr..	Ef.	O. T.	Oct., 1934	1936	1938
Benjamin Wierman Coe.....	4thyr.	O. T.	Oct., 1934	1936	
Hugh Lafayette Shiley.....	Ef.	O. T.	Oct., 1933	1937	
Carleton Matthaei Harris....	Ef.	O. T.	Oct., 1935	1937	
James Catlett Murphy.....	Ef.	O. T.	Oct., 1935	1937	
George Samuel Lightner.....	Ef.	O. T.	Oct., 1935	1936	
John Rallson Hendricks.....	Ef.	O. T.	Oct., 1935	1937	
Archie Dean Kesler.....	Ef.	O. T.	Oct., 1935	1934	
James Lewis Robertson.....	Ef.	O. T.	Oct., 1935	1937	
William Boyd Bryant.....	Ef.	O. T.	Oct., 1935	1937	
Benjamin Ralph Mark.....	Ef.	O. T.	Oct., 1935	1937	
Charles Austin Michael.....	Ef.	O. T.	Oct., 1935	1937	
Francis Irwin Cockrell.....	4th yr.	O. T.	Oct., 1936	1938	
Charles Staley Clarkson.....	4th yr.	O. T.	Oct., 1936	1938	
Ross Ogden Louthan.....	4th yr.	O. T.	Oct., 1936	1937	
Gillam Claude Bentley.....	3rd yr.	O. T.	Oct., 1937		
Esdras Stuart Gruver.....	3rd yr.	O. T.	Oct., 1937	1938	
Quade Roy Arbogast.....	3rd yr.	O. T.	Oct., 1937		

## ON TRIAL.

NAME	Class	When Admitted On Trial	Ordained	
			Deacon	Elder
Harold Hanger Fink.....	Second Year	Oct., 1938		
Daniel Lester Synder.....	Second Year	Oct., 1938		
John Wesley Newman.....	Second Year	Oct., 1938		
Harry Kirby Krams.....	Second Year	Oct., 1938		
Harry Griffith Balthis.....	Second Year	Oct., 1938		
Edgar Allen Swann.....	Second Year	Oct., 1938		
Ruthan Wellington Morrow, Jr.	Second Year	Oct., 1938		
Lee Vanhorn Ruckman.....	Second Year	Oct., 1938	1912	1915
Kenneth Moses Plummer.....	First Year	Oct., 1939		
Meredith Nathaniel DeHaven..	First Year	Oct., 1939		
Charles William Ambrose, Jr..	First Year	Oct., 1939		
Virgil Rushell Gillum.....	First Year	Oct., 1939		
Claude Ray Collins.....	First Year	Oct., 1939		
Charles Samuel Jarvis.....	First Year	Oct., 1939		
William Emory Cooley.....	First Year	Oct., 1939		

## ROLL OF LAY DELEGATES.

(\* Absent.)

## Baltimore District.

Aberdeen	J. Wilmer Cronin
Annapolis	Thomas H. Kirby
Asbury	R. A. Stinchcomb*
Baltimore City:	
Alpheus Wilson Memorial	Albert H. Dudley
Andrew Chapel	J. P. Kopp, Jr.
Arlington	Mrs. L. H. Richcreek
Central	Mrs. George R. Harrison
Frederick Avenue	Harry B. Shultz*
St. Johns of Hamilton	Thomas H. Everett
Sudbrook	Mrs. C. L. Robson
Trinity	R. G. Mowbray
Wilkens Avenue	George Gillis
Calvert	Guy P. Bowen
Chesapeake	Roland H. Leitch
Church Hill-Millington	Harry E. Walls
Clarksburg	C. Hays Lamar*
Easton	G. R. Warner
Ferndale-Pasadena	Emory C. Sheeler
Frederick City	Edgar S. Crawford
Freedom	J. Harry Koller
Gaithersburg	Walter M. Magruder*
Goldsboro	T. Noble Jarrell*
Goshen-Emory	R. P. Soper, Jr.
Howard	James S. Vawter
Ingleside	C. Percy Merrick
Jarrettsville	C. Bland Taylor
Laurel-Savage	John W. Hitt
Mount Airy	Mrs. M. L. Fearnow
Odenton-Jessup	Mrs. John E. Gardner*
Perry Hall	R. C. Burton
Patuxent	Harry W. Townshend
Poolesville	Howard W. Spurrier
Queen Anne	George B. Stewart*
Reisterstown	John T. Shanklin
Royal Oak	William H. Valliant*
Trappe	S. E. Simpson
Wesley Grove	E. A. Kelbaugh

## Lewisburg District.

Alderson	R. L. Johnson
Alvon	Mrs. Helen Arbogast
Blue Sulphur	Mrs. J. J. Fleshman
Callaghans	J. R. Plymal
Clifton Forge	J. W. Peck
Covington:	
Epworth	C. Burdette Fleshman
Granbery Memorial	Harry W. Robertson
South Covington-Iron Gate	W. E. Foster
Durbin	Mrs. Edith Townsend
Frankford Renick	J. Frank Watts
Greenbank	Mrs. B. F. Taylor*
Greenville	Aubrey Houck*
Hinton	Ernest A. Mann
Hot Springs	Hugh B. Loving
Huntersville	Mrs. Elmer Moore*
Levonton	G. O. Aldridge
Lewisburg	Dr. Clifton S. Coffman
Mayhinton	Alexander H. McFerrin*
Paint Bank	Jack Persinger*
Peterstown	Mrs. Robert G. Tugelo*
Richlands	Ross H. Tuckwiler*
Romeverte	Herbert M. Harr
Selma	Charles W. Pence
Talcoot-Belle Point	Mrs. John D. Owen
Union	Ira K. Doss
White Sulphur	A. E. Huddleston
Williamsburg	Tyler A. Suttle*

## Moorefield District.

Baker	O. L. Dasher
Burlington	Roy Whip
Capon Bridge	Earl Saville
Cumberland:	
Central	J. T. Vandergrift*
Emmanuel-Flintstone	I. G. McElfish*
Trinity	C. S. Lewis

## (Moorefield District—Continued)

Elk Garden	J. R. Norman
Fort Ashby	Henry J. Dohrman*
Franklin	R. L. Thacker*
Gainsboro	Mrs. Geneva Whitcere
Hampshire	Mrs. Hallie Thompson
Hardy	Mrs. Lillian Chrisman
Highland	H. L. Simmons
Keyser	Morgan Bane*
Listonburg-Frostburg	Mrs. W. D. Plummer
McDowell	U. L. Graham
Monterey	W. H. Lunsford
Moorsfield	F. A. Brill
Morgan	Mrs. Hamill Compton*
Petersburg	Mrs. J. P. Atkins
Piedmont	E. J. Roberts*
Ridgeley-Mount Pleasant	R. F. Holtzer
Romney	J. Brady Thompson*
Springfield-Augusta	Mrs. W. P. Good
Wardensville	L. L. Shreck

## Roanoke District.

Bethany	Mrs. S. E. Wilkinson
Blacksburg	B. M. Widener
Buchanan	George L. DeLong
Buena Vista	Robert L. Durham
Cambria	H. H. Epperley*
Catawba	L. R. Fringer*
Christiansburg	A. E. Cromer
Eagle Rock	A. E. Vaughn
Elliston-Shawsville	W. T. Doosing
Fincastle	T. S. Stevens
New Castle	Mrs. Pryor Tatum
Newsport-Pembroke	C. P. Miller
Roanoke:	
Belmont	H. S. Moorman
Fairview	Frank Gilbert*
Grace	Paul Kesler
Greene Memorial	Blair J. Fishburn
Huntington Court	B. E. Webb
Melrose	E. S. Cochran
Raleigh Court	Francis Mahood
South Roanoke	John E. Easter
Trinity	N. O. Wood
West End	Bierne Ellison
Roanoke Circuit	J. A. Lipps
Rockbridge	W. T. Dodd
Salem	C. H. Kesler
Vinton	Nelson R. Thurman

## Rockingham District.

Bath	Harry K. Burns*
Blue Ridge	W. D. Meadows*
Bridgewater	O. D. Garber
Calvary Fishersville	I. Q. Simmons
Churchville	B. W. Jones
Elkton	J. T. Heard
Fairfield	G. W. Swanson
Goshen-Craigsville	O. A. Mustain
Greenville-Mint Spring	R. W. Rosen
Harrisonburg	Dr. Noland M. Canter
Kezletown-McGaheysville	C. E. Armentrout
Lexington	R. M. Irby
Luray	J. A. Crim
Mount Crawford	W. T. Leavel
Mount Solon	A. F. Mohler*
New Hope	D. Click
New Market	J. P. Harpine
Page-Stanley	J. B. Wood
Port Republic	A. R. Glover
Rockbridge Baths	J. M. Fulwider
Shenandoah	C. C. Lankford
Staunton:	
Central	J. Harry Bryan
Marquis Memorial	J. L. Henderson
Waynesboro:	
Basic	C. D. Harman
Main Street	J. H. Furr



## ROLL OF LAY DELEGATES—Continued

(\* Absent.)

**Washington District**

Alexandria:  
 Del Ray.....Wallace B. Lunsford  
 Washington Street.....Charles E. Dare\*

Arlington:  
 Central.....Edward L. Hilladay  
 Clarendon.....Albert W. Harrell  
 Community.....R. A. Sauls\*

Beltsville-Branchville.....Norman P. Coffin  
 Bethesda.....D. N. Miller  
 Brentwood.....James E. Sampson  
 Chesterbrook-Langley.....Guy Beall  
 Colesville.....Russell B. Reed  
 Dumfries.....Mrs. Annie G. Shumate  
 East Fairfax.....Percy S. Anderson\*  
 Fairfax.....John M. Whalen  
 Falls Church.....Thomas T. Taylor  
 Fauquier.....Mrs. B. T. Price  
 Fredericksburg.....Andrew B. Young  
 Herndon.....Mrs. Richard McMillan  
 Hyattsville.....M. Hamill B. Hoffman  
 La Plata.....Thomas T. Rowe  
 Leesburg.....Mrs. Arthur S. Jenkins  
 Manassas.....George B. Cocke\*  
 Nokesville.....Mrs. W. R. Free  
 Occoquan.....Charles S. Pierce  
 Potomac.....Alfred D. Hayes\*  
 Prince George.....Russell W. Cross  
 Remington.....Joseph W. Brooks\*  
 Rockville.....George H. Lamar  
 Stafford.....Edward S. Moore\*  
 Sterling.....B. Gordon Benton\*  
 Sudley.....Luther J. Pattie  
 Warrenton.....George H. Hickman\*

**Washington City:**  
 Calvary.....James O. Thompson  
 Epworth.....William F. Hummer  
 Emory.....John H. Ray

(Washington District—Continued)

Francis Asbury.....James W. Cranford  
 Marvin.....Wilbur G. Hale  
 Mount Rainier.....Edward G. Hunter  
 Mount Vernon Place.....Henry G. Thomas  
 Saint Paul.....Harry L. Slye

**Winchester District.**

Berkeley.....C. W. Hensell  
 Berryville.....Mrs. W. O. Luttrell  
 Brucetown.....John O. Hardesty\*  
 Brunswick.....H. M. Jones  
 Charles Town.....Brown L. Rissler  
 Edinburg.....Miss Mary E. Stoneburner  
 Frederick.....Alfred Snapp\*  
 Front Royal.....R. E. Herr  
 Hillsboro-Bluemont.....Mrs. W. O. Forrester  
 Hamilton-Purcellville.....J. Homer Mauck  
 Jefferson.....E. S. Pearson\*  
 Linden.....E. L. Kendall  
 Loudoun.....Jesse W. Richards  
 Marshall.....W. N. Dunn  
 Martinsburg.....S. F. Chapelle\*  
 Middleburg.....F. Estes Kline  
 Middletown.....Troy L. Stoneburner\*  
 Mount Jackson.....J. E. McDonald\*  
 Ridgeway.....Mrs. J. A. Royston  
 Shenandoah Junction.....T. W. Wilt  
 Shepherdstown.....B. F. Maddox  
 Stephens City.....Charles Staples  
 Strasburg.....W. F. Lickliter  
 Toms Brook.....F. L. McWilliams  
 Warren-Riverton.....R. C. Thomasson  
 White Post.....J. M. Hawkins  
 Winchester.....John H. Rosenberger  
 Woodstock.....G. R. Boyer

## LOCAL PREACHERS—With P. O. Address

L—Licentiate.            D—Deacon.            E—Elder.

### BALTIMORE DISTRICT.

Brady, Charles John.....	L	Odenton, Md.
Clews, Charles Gordon....	L	R-M. College, Ashland, Va.
Eichner, Lemuel S.....	L	3629 Gelston Dr., Balto., Md.
Ellmore, Emory Staley....	L	Fountain City, Indiana.
Fairbank, Frank T.....	D	Gaithersburg, Md.
Huffington, J. Walter....	L	4110 Penhurst Ave., Balto., Md.
Meade, Lemuel Orme.....	L	4505 Arabia Ave., Balto., Md.
Musgrove, Paul Martin....	L	4712 Schley Ave., Balto., Md.
Palmer, C. H.....	D	Gaithersburg, Md.
Ridgely, G. Dudley.....	D	347 S. Mount St., Balto., Md.
Ridgely, Lawrence D.....	L	1615 McHenry St., Balto., Md.
Ringer, J. J.....	E	Friendship, Md.
Sheeler, Emory Clayton...	L	Pasadena, Md.
Soper, Elgar C.....	L	Olney, Md.
Thompson, Elmer A.....	L	Fullerton, Md.
Thompson, Elmer Leroy...	L	Fullerton, Md.
Thompson, James Payton.	L	Easton, Md.
Tunis, Joseph Kemp.....	L	2817 Woodland Av., Balto., Md.
Waters, William B.....	L	Rockville, Md.
Wilson, John Roby, Jr....	L	3025 Hamilton Av., Balto., Md.

### LEWISBURG DISTRICT.

Anderson, Harry L.....	L	Clifton Forge, Va.
Branham, Lee H.....	L	Hinton, W. Va.
Belcher, Arnold D.....	L	Hinton, W. Va.
Core, Eric Vane.....	L	Alderson, W. Va.
Huff, E. L.....	L	Sweet Springs, W. Va.
Hull, Ira S.....	D	Frankford, W. Va.
John, Ralph Candler.....	L	Marlinton, W. Va.
Orser, James W.....	L	Covington, Va.
Richardson, W. C.....	L	Covington, Va.
Smith, William L.....	L	Dunmore, W. Va.
Smith, H. B.....	D	Covington, Va.
Russell, Noah W.....	D	Lewisburg, W. Va.
Stover, Robert Earl.....	L	Low Moor, Va.
Weiford, Dewey Nixon.....	L	Covington, Va.

### MOOREFIELD DISTRICT.

Crowe, Raymond M.....	L	Ashland, Va. (Frostburg, Md., RFD)
Crowe, Charles F.....	L	Somerfield, Pa.
Deshong, William M.....	L	Elk Garden, W. Va.
Duvall, John T.....	L	Green Spring, W. Va.
Dolan, E. W.....	D	Agusta, W. Va.
Grim, Lawrence Lee.....	D	Ridgeley, W. Va.
Hartman, Franklin B.....	L	Wiley Ford, W. Va.
Jewell, Charles A.....	L	Ridgeley, W. Va.
Neel, Samuel Register, Jr	L	Fork Union, Va.

## CONFERENCE DIRECTORY.

Rexrode, Samuel Delton...	L	Emory University (Franklin, W. Va.)
Saville, John D.....	D	Moorefield, W. Va.
Saville, L. E.....	L	Elk Garden, W. Va.
Shreck, Lawrence L.....	L	Winchester, Va.
Snyder, Walter C.....	L	Levels, W. Va.
Teter, John .....	L	Ashland, Va. (Ridgeley, W. Va.)
Thomas, John Leonard....	L	Ashland, Va. (Moorefield, W. Va.)
Yost, George W.....	E	New Creek, W. Va.

## ROANOKE DISTRICT.

Angle, J. C.....	L	Christiansburg, Va.
Cochran, Ernest S.....	L	2416 Hanover Ave. N. W., Roanoke, Va.
Crawley, Elwood Ragland .	L	Fincastle, Va.
Doosing, W. T.....	E	Shawsville, Va.
Dowdy, C. P.....	L	Salem, Va.
Felty, Beverley .....	L	Roanoke, Va.
Fridley, C. T.....	L	New Castle, Va.
Hall, Asa Robert.....	L	Roanoke, Va.
Holt, John G., Jr.....	L	Roanoke, Va.
Hooke, H. S.....	D	Roanoke, Va.
Keith, Christopher.....	D	Amsterdam, Va.
Kesler, Robert Harris....	L	Roanoke, Va.
Nalls, L. M.....	D	Salem, Va.
Parker, Robert Plews....	L	Roanoke, Va.
Persinger, D. W.....	E	Roanoke, Va.
Peters, Howard Robertson	L	Salem, Va.
Reeves, George Paul.....	L	Roanoke, Va.
Sink, Graydon .....	L	Roanoke, Va.
Sowder, Eugene .....	L	Cambria, Va.
Smithdeal, E. O.....	E	Roanoke, Va.
Stras, Joseph .....	D	Roanoke, Va.

## ROCKINGHAM DISTRICT.

Alexander, H. B.....	L	Port Republic, Va.
Andrews, J. A.....	L	Bridgewater, Va.
Curry, Joseph .....	L	Burnsville, Va.
Earman Hobart .....	L	Port Republic, Va.
Hendrickson, Leon Wesley	E	Grottoes, Va.
Hodges, James E.....	L	Rileyville, Va.
Kiracofe, Geo. D.....	D	Luray, Va.
Lilly, Malcolm G.....	E	Dayton, Va.
Long, J. Owen.....	L	Harrisonburg, Va.
Mann, W. M.....	L	Elkton, Va.
Pannill, Harry Burnell....	L	Waynesboro, Va.
Skelton, Harold E.....	L	Weyers Cave, Va.
Wagner, Charles .....	L	Route 1, Swoope, Va.
Wine, Edward Lee.....	L	Fishersville, Va.
Woodzell, Martin L.....	L	Burnsville, Va.

WASHINGTON DISTRICT.

Alford, Delia C.....	D	Hyattsville, Md.
Bell, Jesse M.....	L	Manassas, Va.
Bragg, Charles W.....	L	Arlington, Va.
Burgess, Arthur F.....	L	1411 Taylor St., N. W., Washington, D. C.
Claypool, Christopher C...	L	Morrisville, Va.
Crittenden, Percy.....	L	3510 17th St., Arlington, Va.
Craig, Oscar L.....	E	Manassas, Va.
Davis, Edward H.....	E	1133 13th St., N. W., Washington, D. C.
Dodge, W. Wesley.....	L	McLean, Va.
Febrey, Harry C.....	E	Falls Church, Va.
Firth, Raymond.....	L	Emory University, Ga.
Fritter, Albert.....	L	Stafford, Va.
Gill, Golder W.....	L	Leesburg, Va.
Gruver, John.....	L	Hyattsville, Md.
Johnson, C. S.....	L	3644 Park Place, N. W., Washington, D. C.
Laing, David.....	D	Mt. Rainier, Md.
Lawson, Henry.....	E	Nokesville, Va.
Miller, Earl D.....	L	1704 Georgetown Road, Bethesda, Md.
Millstead, Harold.....	L	Duke Univ., Durham, N. C.
Neal, James H.....	L	C. U. Mission, Wash., D. C.
Overholt, E. E.....	E	922 M St., N. W., Wash., D. C.
Pickard, William M., Jr...	L	Alexandria, Va.
Pierce, Philip Early.....	L	507 3rd St., S. E., Wash., D. C.
Ramsey, James Earl.....	L	Leesburg, Va.
Rawlings, John.....	L	R. M. C., Ashland, Va.
Reed, Russell.....	L	Silver Spring, Md.
Ridgeway, Frank T.....	E	1857 Lamont St., N. W., Washington, D. C.
Roache, Arthur P.....	L	R. M. C., Ashland, Va.
Schwartz, Samuel H.....	D	Branchville, Md.
Steadman, Joseph E.....	L	121 Tenn. Ave., N. E., Washington, D. C.
Willard, Wm. H.....	D	Branchville, Md.
Wrenn, Raymond Fitzhugh.	L	Herndon, Va.
Wright, Charles M.....	E	207 V St., N. E., Wash., D. C.

WINCHESTER DISTRICT.

Ashby, Harvey W.....	L	Rectortown, Va.
Cooley, Wm. E.....	L	Strasburg, Va.
Glaise, Chas. H.....	L	Strasburg, Va.
Hawse, John.....	L	Winchester, Va.
Hough, Ralph.....	L	Front Royal, Va.
Knox, John.....	E	Hartford, Conn.
Lloyd, Clarence W.....	L	Harpers Ferry, W. Va.
Marchant, James W.....	L	Bardane, W. Va.
Shrader, Charles F.....	L	Martinsburg, W. Va.
Wiley, Harvey S.....	E	Strasburg, Va.



# IN MEMORIAM.

Our Brethren Who Have Fallen On Sleep Since 1866.

"They \* \* rest from their labors, and their works do follow them."

Name	Entered Confer- ence.	Place of Death.	Time.	Age.	In Ministry.
Eldridge R. Veitch.....	1831	Stephens City, Va.....	1867, Feb. 10.	57	32
David Trout.....	1837	Front Royal, Va.....	1869, Dec. 6.	74	36
Daniel H. Parrish.....	1855	Baltimore City.....	1871, Feb.....	37	11
John L. Gibbons.....	1822	Baltimore County, Md.....	1871, July.....	70	53
David Shoaff.....	1848	Woodstock, Va.....	1871, May 26.	48	21
Stephen Smith.....	1830	Berkeley Springs, W. Va.	1871, Oct. 9.	69	41
James D. Nally (prob.).....	1870	Bladensburg, Md.....	1871.....	26	7
William G. Cross.....	1846	Leesburg, Va.....	1873, Aug. 4.	51	20
John W. Bull.....	1843	Alexandria, Va.....	1873, Dec. 25.	54	31
Lewis Henley (prob.).....	1873	Groenbrier Co., W. Va..	1874, Jan. 19.	34	3
Richard S. Shreve.....	1869	Botetourt Co., Va.....	1874, June 25.	34	3
William S. Baird.....	1842	Frederick Co., Va.....	1874, Aug. 3.	59	31
Lorenzo D. Nixon.....	1854	Loudoun Co., Va.....	1875, Jan. 28.	63	20
James F. Liggett.....	1855	Churchville, Va.....	1875, April.....	44	20
Foushee C. Tebbs.....	1845	Churchville, Va.....	1875, Nov. 18.	55	34
Jason P. Etchison.....	1852	Poolesville, Md.....	1876, May 31.	55	25
Norval Wilson.....	1821	Arlington, Md.....	1876, Aug. 9.	73	55
Henry C. Pitzer.....	1821	Near Charlestown, W. Va.	1877, Feb. 8.	32	3
William G. Coe.....	1854	Union, W. Va.....	1877, Mch. 29.	45	25
Dabney Ball.....	1843	Lewisburg, W. Va.....	1878, Feb. 15.	58	30
William J. Perry.....	1853	Baltimore City.....	1878, May 12.	39	28
John N. Gray.....	1860	Staunton, Va.....	1878, Oct. 18.	39	19
George G. Brooke.....	1829	Hampshire Co., W. Va..	1878, Dec. 8.	69	42
James Higgins.....	1867	Berryville, Va.....	1879, Feb. 13.	70	14
Thomas B. Sargent.....	1825	Baltimore City.....	1879, Oct. 13.	74	53
Wm. H. Wheelwright.....	1846	Baltimore City.....	1879, Dec. 17.	55	35
Michael P. Scanlan.....	1874	Warren Co., Va.....	1879, Dec. 26.	26	8
John L. Gilbert.....	1842	Waverly, Md.....	1880, Jan. 28.	61	38
Ezra F. Busey.....	1842	Brucetown, Va.....	1880, May 13.	60	32
Jehu Hank.....	1828	Baltimore City.....	1880, July 7.	79	59
Enoch G. Jamison.....	1841	Monroe Co., W. Va.....	1880, Dec. 10.	60	34
Benjamin Arbogast.....	1857	Newport, Va.....	1881, Mch. 31.	50	20
George B. Allen.....	1861	Winchester, Va.....	1881, Sept. 4.	51	21
Samuel Regester.....	1840	Harford Co., Md.....	1881, Oct. 17.	63	44
S. Samuel Roszell.....	1838	Prince George's Co., Md.	1882, April 27.	70	45
John Poisal.....	1827	Fauquier Co., Va.....	1882, June 25.	75	57
Edward G. Vandiver.....	1876	Baltimore City.....	1882, June 25.	75	57
Samuel Kepler.....	1827	Lewisburg, W. Va.....	1883, Sept. 3.	31	7
William H. Wilson.....	1844	Baltimore City.....	1884, Aug. 1.	80	50
Charles L. Torreyson.....	1859	Washington City.....	1884.....	60	46
Alexander B. Blue.....	1876	Fairfield, Va.....	1885, April 29.	52	29
James H. March.....	1842	Rockbridge Baths, Va....	1885, June 6.	34	3
George W. Lightner.....	1868	Middletown, Va.....	1885, July 30.	55	48
Frank M. Strother.....	1877	Falmouth, Va.....	1886, Feb. 14.	81	10
Leonidas R. Greene.....	1876	Markham, Va.....	1886, Oct. 29.	34	9
William L. Lynch.....	1872	Roanoke City, Va.....	1886, Nov. 23.	33	15
S. Holland Engle (prob.).....	1886	Berryville, Va.....	1887, Nov. 23.	36	11
Thomas Hildebrand.....	1838	Berryville, Va.....	1887, June 12.	22	9
Joseph N. Spangler.....	1845	Monterey, Va.....	1887, Nov. 28.	71	42
James Beaty.....	1850	Baltimore City.....	1887, Dec. 27.	67	48
John S. Martin.....	1835	Moorefield, W. Va.....	1888, April 18.	61	33
William R. Stringer.....	1855	Baltimore City.....	1888, July 8.	73	53
Lewis C. Miller.....	1863	Reisterstown, Md.....	1888, Nov. 15.	54	36
Gilson Mauzy.....	1851	Harrisonburg, Va.....	1889, April 25.	49	28
George R. Jefferson.....	1855	Rockingham Co., Va.....	1889, Nov. 12.	22	9
Wm. T. Quinn.....	1856	Parnassus, Va.....	1890, Jan. 8.	75	35
Andrew Robey.....	1860	Baltimore City.....	1890, Jan. 8.	57	34
Paris M. Henderson (Pr.).....	1860	Edinburg, Va.....	1890, Feb. 26.	61	30
	1859	Catawba, Roanoke Co., Va.	1890, Mch. 14.	67	31
			1890, April 13.	22	6

## IN MEMORIAM—Continued.

Name	Entered Confer- ence.	Place of Death.	Time.	Age.	In Ministry.
Samuel S. Troy	1882	Franklin, Va.	1890, July 12.	29	8
Maurice C. Mehrling (Pr.)	1888	Near Frederick City, Md.	1890, Sept. 13.	22	2
John W. Ewan	1853	Washington, D. C.	1890, Dec. 29.	59	38
Alfred A. Eskridge	1830	Staunton, Va.	1891, Jan. 16.	92	62
Francis A. Richey	1843	Woodstock, Va.	1891, Feb. 21.	73	48
John Landstreet	1848	Martinsburg, W. Va.	1891, Nov. 21.	73	43
Presley B. Smith	1853	California.	1891, June 1.	59	38
Edward F. Heterick	1857	Frederick Co., Va.	1891, May 28.	70	34
Henry Hoffman	1841	Keyser, W. Va.	1892, Jan. 12.	78	41
John C. Dice	1848	Upperville, Va.	1892, April 5.	71	44
R. Stewart Cunningham	1877	Monterey, Va.	1892, Dec. 22.	38	16
Sam'l D. Bennington (Pr.)	1891	Springfield, W. Va.	1892, Sept. 20.	61	16
Charles M. Brown	1875	Front Royal, Va.	1893, June 7.	40	18
George Stevenson	1841	Stephens City, Va.	1893, July 8.	83	52
William W. Hedrick	1875	Newport, Va.	1893, Oct. 10.	66	18
Samuel W. Haddaway	1869	Washington, D. C.	1893, Oct. 26.	43	24
William A. Wade	1868	Washington, D. C.	1893, Dec. 4.	57	33
M. G. Balthis	1861	New Market, Md.	1894, June	69	48
John W. Wolfe	1846	Springfield, W. Va.	1894, June 5.	69	46
Samuel Rodgers	1848	Baltimore, Md.	1894, Nov. 1.	67	8
Milton M. Long	1887	Berkeley Springs, W. Va.	1894, Dec. 30.	87	62
David Thomas	1833	Baltimore, Md.	1895, Jan. 3.	55	23
Wm. K. Boyle	1860	Hyattsville, Md.	1895, Feb. 20.	61	45
Silas R. Snapp	1867	Cedarville, Va.	1895, Mch. 10.	67	51
John W. Boteler	1851	Washington, D. C.	1896, April 12.	82	28
Joshua M. Grandin	1845	Contee's, Md.	1896.	84	42
Robert Ross	1868	Allegany Co., Md.	1896, Dec. 13.	84	22
Joseph H. Temple	1855	Churchville, Va.	1897, Mch. 27.	69	22
Felix M. Totten	1876	McDowell, Va.	1898, Mch. 15.	60	38
George H. Zimmerman	1860	Baltimore, Md.	1898, Nov. 3.	70	53
John W. Tongue	1844	Washington, D. C.	1898, Dec. 31.	78	44
Alfred O. Armstrong	1876	Rockville, Md.	1899, Jan. 29.	44	28
Jefferson D. Martin	1883	Lewisburg, W. Va.	1899, Sept. 2.	40	16
J. Newman Hank	1851	Baltimore, Md.	1899, Dec. 10.	72	48
James M. Follansbee	1849	Glade Spring, Va.	1900, Jan. 12.	62	36
Wesley Hammond	1864	Romney, W. Va.	1900, Feb. 21.	64	9
Archibald C. Hamill	1891	Greenbank, W. Va.	1900, Feb. 24.	68	68
Francis M. Mills	1832	Neosho, Mo.	1900, Mch. 10.	87	40
Edward H. Henry	1860	Marshall, Va.	1900, April 7.	67	58
J. Hoffman Waugh	1842	Harrisonburg, Va.	1900, Aug. 10.	86	41
Thomas Briley	1859	Mount Jackson, Va.	1900, April 19.	64	47
John C. Jones	1877	Romney, W. Va.	1900, Aug. 23.	47	23
Henry H. Kennedy	1868	Charles Town, W. Va.	1901, May 21.	54	33
Jacob M. Eavey	1889	Crab Bottom, Va.	1901, Aug. 16.	41	12
Samuel M. Bowman	1889	Mt. Sidney, Va.	1901, April 21.	50	12
Francis A. Mercer	1855	Baltimore, Md.	1902, Jan. 15.	72	47
Nelson Head	1834	Leesburg, Va.	1902, June 15.	91	69
Thomas E. Carson	1853	Roanoke, Va.	1902, Oct. 18.	70	49
Robert R. S. Hough	1854	Fredericksburg, Va.	1902, April 19.	73	46
Rumsey Smithson	1856	Mansfield, Ill.	1902, June 12.	68	46
John W. Canter	1859	Dunlap, W. Va.	1902, June 21.	68	43
Larkin H. Crenshaw	1859	Loudoun Co., Va.	1902, Sept. 22.	70	43
William A. McDonald	1866	Baltimore, Md.	1902, May 14.	64	36
Charles G. Linthicum	1848	Prince George's Co., Md.	1903, Oct. 25.	81	55
Saul B. Dolly	1856	Fredericksburg, Va.	1903, Aug. 8.	76	47
Thomas J. Miller	1887	Hedgesville, W. Va.	1903, Oct. 1.	39	16
Sydnor G. Ferguson	1872	Leesburg, Va.	1904, Mch. 7.	59	32
J. C. Sedwick	1872	Calvert Co., Md.	1904, April 13.	62	32
Aaron Boon	1857	Luray, Va.	1904, Dec. 31.	71	47
Philip S. E. Sixeas	1856	Newcastle, Va.	1904, Dec. 23.	72	48
Henry D. Bishop	1869	Covington, Va.	1905, May 13.	63	37
Sylvanus Townsend	1859	Bohemia Manor, Md.	1906, Feb. 1.	69	47
Jas. S. Porter	1857	Front Royal, Va.	1906, Mch. 27.	72	49
Quincy A. Wheat	1872	Staunton, Va.	1906, Mch. 31.	62	34
Peter H. Whisner	1861	Baltimore, Md.	1906, April 21.	68	45
Charles A. Joyce	1861	Gambrell's, Md.	1906, May 9.	70	45
William O. Ross	1869	Abbeville, S. C.	1906, Nov. 26.	69	37

## IN MEMORIAM—Continued.

Name	Entered Confer- ence.	Place of Death.	Time.	Age.	In Ministry.
Lewis G. Martin	1868	Aberdeen, Md.	1907, Feb. 22.	67	39
James H. Boyett	1875	Roanoke, Va.	1907, Mch. 30.	57	33
John O. Tackett	1879	Remington, Va.	1907, May 20.	59	29
Lewis H. Graybill	1859	Botetourt Co., Va.	1907, May 25.	73	43
Robert Smith	1846	Manassas, Va.	1907, Aug. 27.	88	61
Bernard B. White	1903	Mt. Jackson, Va.	1907, Sept. 14.	51	4
James S. Gardner	1853	Middletown, Va.	1907, Nov. 14.	78	54
Frederick A. Gaines	1894	Forest Grove, Md.	1907, Feb. 10.	46	14
James E. Armstrong	1853	Roanoke, Va.	1908, April 7.	78	55
William G. Eggleston	1837	Middletown, Va.	1908, April 25.	93	71
Walter Neal Simpson	(Sup.)	Prince Frederick, Md.	1908, Aug. 20.	30	30
Charles B. LeFew	1887	Salem, Va.	1909, April 9.	52	22
Leonidas A. Snow	1875	Brentsville, Va.	1909, April 21.	55	34
Harry W. Burruss	1899	Gaithersburg, Md.	1909, April 27.	37	10
Allen A. P. Neel	1863	Frankford, W. Va.	1909, Nov. 20.	68	46
Samuel K. Cox	1844	Harrisonburg, Va.	1909, Dec. 17.	86	65
Thomas G. Nevitt	1874	Near Port Republic, Va.	1909, Dec. 16.	78	48
Lemuel W. Haslup	1861	Baltimore, Md.	1910, Feb. 5.	49	26
William L. Dolly	1884	Near Baltimore, Md.	1910, Feb. 21.	76	55
James H. Wolf	1855	Charles Town, W. Va.	1910, Mch. 18.	80	57
Hamilton A. Gaver	1853	Middletown, Va.	1910, Mch. 21.	79	46
Addison Weller	1864	Govanstown, Md.	1910, May 15.	79	46
William E. Henry	1896	Baltimore, Md.	1910, Nov. 14.	36	14
Jacob S. Hopkins	1877	Strasburg, Va.	1910, Dec. 4.	87	33
Joseph J. Crickenberger	1864	Lewisburg, W. Va.	1910, Dec. 25.	79	46
John S. Hutchinson	1870	Edinburg, Va.	1911, Mch. 20.	68	40
Joseph J. McNeer	1856	Berryville, Va.	1911, Sept. 4.	79	55
Leonidas Butt	1871	Alderson, W. Va.	1911, Dec. 19.	66	40
Stuart H. Greene	1861	Woodstock, Va.	1912, July 8.	71	51
Frank Jenkins	1903	Greenbrier Co., W. Va.	1912, Sept. 8.	28	5
Andrew M. Flaherty	1861	Greenville, Va.	1913, Jan. 5.	40	8
William H. Woolf	1877	Craig Co., Va.	1913, Mch. 19.	86	52
John P. Hyde	1860	Roanoke, Va.	1913, April 28.	64	38
Clarence L. Kennard	1884	Washington, D. C.	1913, Oct. 5.	61	36
Louis R. Jones	1860	Clarksburg, W. Va.	1914, Feb. 17.	77	54
LaRayette Fox	1872	New Market, Md.	1914, Mch. 17.	51	30
J. Hervey DuLaney	1858	Luray, Va.	1914, Mch. 29.	79	54
Charles L. Dameron	1864	Front Royal, Va.	1914, July 14.	68	42
Peter W. Jeffries	1885	Washington, D. C.	1914, Sept. 7.	79	56
John T. Wightman	1848	Baltimore, Md.	1914, Nov. 20.	74	50
Isaac Ryder	1886	Baltimore, Md.	1915, Nov. 29.	57	29
Walter W. Watts	1867	Jacksonville, Fla.	1915, Mch. 3.	90	67
J. Kyle Gilbert	1875	Strasburg, Va.	1915, July 28.	61	29
Charles E. Simmons	1874	Churchville, Va.	1915, July 31.	84	48
William M. Waters	1888	Manassas, Va.	1915, Aug. 22.	64	41
Charles S. Stanton	1888	Washington, D. C.	1915, Aug. 29.	64	41
James T. Williams	1873	Harrisonburg, Va.	1915, Aug. 29.	54	27
John H. Davidson	1876	Washington, D. C.	1915, Oct. 24.	51	27
Samuel A. Parker	1886	Charles Town, W. Va.	1915, Nov. 29.	69	42
Vincent W. Wheeler	1873	Luray, Va.	1915, Dec. 5.	64	39
Alpheus W. Wilson	1853	Berryville, Va.	1916, Mch. 12.	59	30
William H. D. Harper	1868	Clifton Forge, Va.	1916, Aug. 27.	69	43
John S. Engle	1867	Baltimore, Md.	1916, Nov. 21.	82	63
Thomas W. Brown	1890	Roanoke, Va.	1917, Jan. 23.	77	49
William L. Smith	1890	Baltimore, Md.	1917, Feb. 1.	49	27
Ephriam L. Kregelo	1853	Gardenville, Md.	1917, July 30.	80	50
Asbury R. Martin	1868	Baltimore, Md.	1917, Feb. 1.	49	27
John T. Maxwell	1864	Brunswick, Md.	1917, Oct. 20.	51	27
William Melville	1893	Shepherdstown, W. Va.	1917, Nov. 17.	89	60
George T. Tyler	1869	Staunton, Va.	1918, Aug. 20.	74	55
William E. Woolf	1876	Staunton, Va.	1918, Oct. 12.	81	54
Adam P. Boude	1858	Waldorf, Md.	1919, Jan. 28.	69	44
Beverly W. Bond	1871	Martinsburg, W. Va.	1919, Mch. 9.	81	61
John W. McNeil	1892	Winchester, Va.	1919, July 6.	76	50
		Round Hill, Va.	1919, Sept. 13.	68	43
		Stanley, Va.	1919, Nov. 29.	84	61
		Baltimore, Md.	1920, Nov. 16.	62	28
		Staunton, Va.	1920, Jan. 22.	77	49

## IN MEMORIAM—Continued.

Name	Entered Confer- ence.	Place of Death.	Time.	Age.	In Ministry.
John Frederick Baggs	1874	Baltimore, Md.	1921, Mch. 6.	70	48
James W. Grubb	1879	Sudlersville, Md.	1921, Mch. 20.	75	42
James P. Stump	1885	Fredricksburg, Va.	1921, May 13.	75	36
Isaac W. Canter	1866	Washington, D. C.	1921, Aug. 27.	78	54
Oscar W. Lusby	1891	Roanoke, Va.	1921, Dec. 1.	50	30
Charles W. Stump	1903	Stony Ridge, W. Va.	1921, Jan. 1.	62	28
J. Latimer Kibler	1876	Washington, D. C.	1922, Sept. 29.	74	46
Benjamin F. Ball	1866	Waynesboro, Va.	1923, Jan. 26.	84	57
Rufus H. Wilson	1869	Blacksburg, Va.	1923, Feb. 17.	76	54
Thomas Cooper	1870	Staunton, Va.	1923, Mch. 24.	75	53
Isaac H. VanDevanter	1918	Greenbank, W. Va.	1923, Mch. 25.	49	5
Wm. G. Hammond	1857	Dranesville, Va.	1923, April 6.	87	66
James R. Vanhorne	1866	Clifton Forge, Va.	1923, May 11.	82	57
Thomas A. Burch	1909	Roanoke, Va.	1923, May 19.	52	14
Frazier Furr	1869	Harrisonburg, Va.	1923, Sept. 6.	79	54
Luke R. Markwood	1875	Staunton, Va.	1923, Sept. 17.	73	48
Absalon Knox	1906	Baltimore, Md.	1924, Jan. 15.	51	17
David Bush	1868	Salem, Va.	1924, April 15.	85	57
David H. Kern	1896	Staunton, Va.	1924, June 18.	58	28
John H. Light	1884	Romney, W. Va.	1924, Dec. 29.	66	40
J. Robert Andrew	1874	Rowland, N. C.	1925, July 5.	76	42
Francis A. Strother	1872	Stephens City, Va.	1925, Aug. 22.	79	53
George J. D. Collins	1876	Baltimore, Md.	1926, Jan. 20.	76	50
John A. Kern	1866	Dallas, Texas	1926, Mch. 23.	80	60
Murphy D. Ellmore	1914	Leesburg, Va.	1926, Aug. 2.	42	12
Hubert W. Lindamood	1923	Winchester, Va.	1926, Nov. 21.	57	3
Christ. Sydenstricker	1886	Charles Town, W. Va.	1927, June 19.	81	41
George H. Echols	1895	Williamsburg, W. Va.	1927, Sept. 8.	63	32
Henry A. Brown	1880	Sebring, Fla.	1928, Feb. 17.	73	48
David F. Eutsler	1878	Winchester, Va.	1928, June 3.	75	50
John R. Jacobs	1896	Roncoverte, W. Va.	1928, July 5.	60	32
Carlton D. Harris	1888	Baltimore, Md.	1928, Sept. 28.	64	40
Walter W. White	1912	Baltimore, Md.	1928, Oct. 28.	46	16
William Henry Sanders	1876	Christiansburg, Va.	1928, Nov. 13.	78	52
H. Monroe Strickler	1867	Princeton, W. Va.	1928, Dec. 30.	85	61
Louis L. Lloyd	1872	Luray, Va.	1929, Mch. 28.	77	55
William E. Miller	1871	Kerrs Creek, Va.	1927, Feb. 27.	81	56
Henry I. Stephens	1885	Mt. Airy, Md.	1929, April 5.	68	44
Fiske E. Hammond	1886	Greene Co., Va.	1929, Mch. 28.	74	43
Jefferson W. Duffey	1870	Roanoke, Va.	1929, Nov. 9.	83	59
John H. White	1890	Washington, D. C.	1930, June 17.	70	40
John H. Schooley	1892	Mt. Crawford Va.	1930, Sept. 26.	63	38
Samuel R. Snead	1910	Washington, D. C.	1930, Nov. 10.	63	21
Linwood Hammond	1891	Buchanan Va.	1930, Nov. 10.	63	21
Harvey L. Bivens	1909	Laytonsville, Md.	1931, Mch. 20.	53	22
Hamilton M. Roane	1884	Upper Marlboro, Md.	1931, Mch. 27.	74	47
Frank T. Griffith	1881	Staunton Va.	1931, Mch. 27.	74	47
Henry P. Hamill	1877	Washington, D. C.	1931, Apr. 22.	73	50
Harry Lee Hout	1892	Washington, D. C.	1931, July 4.	78	53
George W. Gaither	1903	Del Ray Alexandria, Va.	1931, Oct. 28.	68	40
Charles D. Bulla	1895	Clarendon, Va.	1931, Nov. 30.	81	32
John Russell Corron	1925	Nashville, Tenn.	1932, Feb. 2.	70	36
Norman N. Hall	1887	Wardensville, W. Va.	1932, Feb. 20.	82	45
William F. Lowance	1905	Front Royal, Va.	1932, Nov. 14.	72	45
George Dorsey White	1883	Baltimore, Md.	1932, Nov. 2.	71	27
John Calvin Thrasher	1880	Salem, Va.	1932, Dec. 28.	82	49
John W. Mitchell	1881	Bridgewater, Va.	1933, Feb. 10.	77	53
Charles B. Sutton	1882	Silver Spring, Md.	1933, Mar. 23.	77	52
Oliver C. Beall	1872	Staunton, Va.	1933, July 10.	76	51
N. C. Rice	1918	Del Ray, Va.	1933, Nov. 28.	88	61
W. Clarke Early	1917	Mt. Solon, Va.	1933, Dec. 23.	54	15
Edwin Walter Brubaker	1901	Baltimore, Md.	1934, Apr. 4.	40	16
German O. Homan	1877	Front Royal, Va.	1934, Nov. 12.	66	33
Oscar Franklin Burgess	1874	Roanoke, Va.	1935, Apr. 13.	83	53
Geo. Whitefield Richardson	1896	Washington, D. C.	1935, May 17.	88	61
Charles Luther Potter	1895	Montgomery, W. Va.	1935, June 22.	73	39
Lewis Lynch Lowance	1904	Mt. Crawford, Va.	1935, July 21.	80	40
		Mill Gap, Va.	1935, Aug. 8.	61	31



## IN MEMORIAM—Continued.

Name	Entered Confer- ence.	Place of Death.	Time.	Age	In Ministry.
William Stevens .....	1894	Baltimore, Md. ....	1935, Nov. 28.	71	41
Harry Lee Myerly .....	1889	Winchester, Va. ....	1935, Dec. 5.	73	46
A. Lee Barret .....	1888	Cumberland, Md. ....	1935, Dec. 3.	86	47
John Barnett Grimes .....	1922	Marlinton, W. Va. ....	1935, Dec. 14.	71	13
William Clifton Smith .....	1899	Penny Farms, Fla. ....	1935, Dec. 23.	67	36
Jos. Hendrickson Balthis .....	1900	White Sulphur Spgs., W. Va. ....	1936, Jan. 17.	60	36
Basil Worthington Waters .....	1881	Buena Vista, Va. ....	1936, Feb. 26.	77	54
James Carroll Hooks .....	1870	Kansas City, Kan. ....	1936, Mch. 10.	87	66
William Russell Hardesty .....	1908	Winchester, Va. ....	1936, Mch. 14.	55	28
Henry Slicer Coe .....	1875	Edinburg, Va. ....	1936, May 21.	80	61
James Lester Henderson .....	1883	Roanoke, Va. ....	1936, Nov. 13.	84	53
Charles Carroll Burruss .....	1925	Washington, D. C. ....	1936, Nov. 16.	34	11
Wm. Buckingham Dorsey .....	1875	Branchville, Md. ....	1937, Mar. 27.	89	62
Wm. Soule Hammand .....	1892	Arlington, Va. ....	1937, Apr. 18.	63	45
Walker Peyton C. Coe .....	1879	Washington, D. C. ....	1937, Apr. 10.	78	38
James Lester Shipley .....	1861	Bedford, Va. ....	1937, June 11.	99	78
George Robert Fringer .....	1904	Eagle Rock, Va. ....	1937, June 9.	70	33
Levi Burwell Atkins .....	1894	Washington, D. C. ....	1937, Nov. 2.	80	43
Hamilton Worth Kinzer .....	1871	Harrisonburg, Va. ....	1937, Nov. 9.	90	66
Rufus Martin Wheeler .....	1874	Strasburg, Va. ....	1938, Mar. 3.	91	64
William French Locke .....	1888	Washington, D. C. ....	1938, June 5.	73	50
James M. Anderson .....	1894	Washington, D. C. ....	1938, Oct. 15.	72	44
David L. Blakemore .....	1887	Baltimore, Md. ....	1939, Mch. 8.	73	52
Jesse D. Pope .....	1901	Renick, W. Va. ....	1939, May 15.	66	38

## Sessions of the Baltimore Conference

Date	Place	President
1866—Feb.	7-15. Alexandria, Va.	John Early.
1867—March	6-13. Trinity, Baltimore, Md.	George F. Pierce.
1868—"	4-13. Central, Baltimore, Md.	D. S. Doggett.
1869—"	3-12. Trinity, Baltimore, Md.	W. W. Wightman.
1870—"	2-10. St. Paul's, Baltimore, Md.	H. N. McTyeire.
1871—"	8-14. Salem, Va.	George F. Pierce.
1872—"	6-13. Warrenton, Va.	Robert Paine.
1873—"	5-14. Trinity, Baltimore, Md.	George F. Pierce.
1874—"	4-12. Staunton, Va.	D. S. Doggett.
1875—"	3-10. Washington, D. C.	E. M. Marvin.
1876—"	1- 8. Winchester, Va.	E. M. Marvin.
1877—"	7-15. Alexandria, Va.	H. H. Kavanaugh.
1878—"	6-14. St. Paul's, Baltimore, Md.	H. N. McTyeire.
1879—"	5-11. Salem, Va.	W. W. Wightman.
1880—"	3-10. Front Royal, Va.	J. C. Keener.
1881—"	9-15. Harrisonburg, Va.	{ A. W. Wilson { H. N. McTyeire
1882—"	8-14. Fredericksburg, Va.	H. N. McTyeire.
1883—"	14-21. Charles Town, W. Va.	J. C. Keener.
1884—"	12-19. Calvary, Baltimore, Md.	A. W. Wilson.
1885—"	11-18. Salem, Va.	{ Samuel Rodgers { J. C. Granbery
1886—"	10-16. Staunton, Va.	H. N. McTyeire.
1887—"	9-15. Leesburg, Va.	J. C. Keener.
1888—"	14-20. Martinsburg, W. Va.	A. W. Wilson.
1889—"	13-19. Alexandria, Va.	A. W. Wilson.
1890—"	12-19. St. Paul's, Baltimore, Md.	W. W. Duncan.
1891—"	11-17. Greene Mem., Roanoke, Va.	E. R. Hendrix.
1892—"	23-29. Harrisonburg, Va.	J. C. Keener.
1893—"	22-27. Front Royal, Va.	J. S. Key.
1894—"	28-April 4. Fredericksburg, Va.	J. C. Granbery.
1895—"	27- " 3. Washington, D. C.	J. C. Granbery.
1896—"	25-31. Roanoke, Va.	R. K. Hargrove.
1897—"	24-30. Staunton, Va.	C. B. Galloway.
1898—"	23-28. Hinton, W. Va.	A. W. Wilson.
1899—April	5-11. Washington, D. C.	J. C. Granbery.
1900—"	4-10. Washington, D. C.	W. A. Candler.
1901—"	3- 9. Roanoke, Va.	O. P. Fitzgerald.
1902—March	26-April 1. Trinity, Baltimore, Md.	C. B. Galloway.
1903—"	25-31. Fredericksburg, Va.	A. Coke Smith.
1904—"	30-April 5. Alexandria, Va.	A. W. Wilson.
1905—"	22-28. Winchester, Va.	{ Collins Denny { W. W. Duncan { A. W. Wilson { W. A. Candler.
1906—"	28-April 2. Cumberland, Md.	E. E. Hoss.
1907—"	27- " 3. Staunton, Va.	A. W. Wilson.
1908—"	25-31. Roanoke, Va.	{ A. W. Wilson. { W. A. Candler.
1909—"	24-30. St. Paul's, Baltimore, Md.	A. W. Wilson.
1910—"	23-28. Washington, D. C.	E. E. Hoss.
1911—"	29-April 3. Clifton Forge, Va.	W. B. Murrah.
1912—"	27- " 2. Roanoke, Va.	J. C. Kilgo.
1913—"	26-31. Staunton, Va.	

Date	Place	President
1914—March 25-30.	Baltimore, Md.	Collins Denny.
1915— " 24-29.	Washington, D. C.	W. A. Candler.
1916— " 22-27.	Alexandria, Va.	Edwin D. Mouzon.
1917— " 23-April 2.	Roanoke, Va.	W. B. Murrah.
1918—April 3- 8.	Central, Baltimore, Md.	James Atkins.
1919—March 26-31.	Staunton, Va.	E. R. Hendrix.
1920—April 7-12.	Washington, D. C.	E. R. Hendrix.
1921— " 7-11.	Greene Mem., Roanoke, Va.	E. R. Hendrix.
1922—March 23-27.	Washington, D. C.	U. V. W. Darlington.
1923—April 4- 9.	West End, Roanoke, Va.	W. A. Candler.
1924— " 27.	Greene Mem., Roanoke, Va.	W. A. Candler.
1925—March 25-30.	Mt. Vernon Pl., Wash., D. C.	W. A. Candler.
1926— " 23-29.	Winchester, Va.	W. A. Candler.
1927—Sept. 28-Oct. 3.	Greene Mem., Roanoke, Va.	Collins Denny.
1928— " 26- " 1.	Staunton, Va.	Collins Denny.
1929—Sept. 24-29.	Cumberland, Md.	Collins Denny.
1930—Sept. 25-29.	Washington, D. C.	W. B. Beauchamp.
1931—Sept. 30-Oct. 5.	Roanoke, Va.	E. D. Mouzon.
1932—Oct. 5-10.	Winchester, Va.	W. F. McMurry.
1933— " 4-9.	Roanoke, Va.	W. F. McMurry.
1934— " 4-9.	Wilson Mem., Balto., Md.	{ Forney Hutchinson. Paul B. Kern.
1935— " 9-14.	Central, Staunton, Va.	E. D. Mouzon.
1936— " 8-12.	Mt. Vernon Place, Wash., D. C.	E. D. Mouzon.
1937— " 6-11.	Winchester, Va.	A. J. Moore.
1938— " 5-10.	Harrisonburg, Va.	W. W. Peele.
1939— " 2-4.	Greene Mem., Roanoke, Va.	W. W. Peele.

# Journal of Daily Proceedings

## 1939

---

### FIRST DAY.

#### Evening Session.

Monday, October 2, 1939.

THE BALTIMORE CONFERENCE of the Methodist Episcopal Church, South, commenced its one hundred and fifty-fifth session in Greene Memorial Methodist Church, Roanoke, Va., at 7.30 o'clock in the evening. Bishop William Walter Peele in the chair.

THE CONFERENCE united in singing Hymn No. 2:

"Come Thou Almighty King  
 Help Us Thy name to sing  
 Help us to praise  
 Father all glorious  
 O'er all victorious  
 Come and reign over us  
 Ancient of Days.

after which the conference united in reciting the Apostles' Creed.

BISHOP PEELE led in prayer.

HYMN No. 279 was sung:

"God of grace and God of glory,  
 On Thy people pour Thy power."

THE BISHOP read the third chapter of Phillipians and impressively addressed the conference.

THE CONFERENCE united in the responsive reading entitled "God Our Refuge".

THE ROLL was called by the secretary of the last conference and 210 clerical and 121 lay members answered to their names.

WHEN THE NAMES of James Merryman Anderson, David Lodge Blakemore, and Jesse Dare Pope were called they were reported as having died in the Lord. The conference stood at reverent attention and the Bishop read appropriate and comforting scriptures.

H. M. CANTER was elected secretary and upon his nomination C. R. Curtis and John H. Blakemore, Jr. were elected assistant secretaries; Nolan B. Harmon, Jr., recording secretary; J. Harry Smith, statistical secretary; A. I. Orndoff, C. L. Robson, J. H. Bean, C. J. Clark, C. L. Beard, A. L. Hunter, R. A. Bergdoll, assistant statistical



secretaries, and H. W. Craver, assistant secretary in charge of the sale of minutes.

N. B. HARMON, JR., welcomed the conference to Roanoke and Greene Memorial Church and the Bishop made fitting response.

THE BAR of the conference was fixed to include the entire floor of the auditorium, except last three rows.

ON MOTION the hours of meeting and adjournment were fixed at 9.00 A. M. to the close of the address by Dr. Frank S. Hickman for the morning session; 3 P. M. to 5 P. M. for the afternoon session, and 7.30 P. M. for the evening session to adjourn at will.

THE NOMINATIONS of the Presiding Elders for the committees to serve for the session of 1939 were presented as follows and upon motion they were elected:

Distributing Committee: T. M. Swann, E. A. Lambert, C. M. Stoy.

Conference Relation Committee: W. J. Elliott, W. J. Groah, R. K. Nevitt, G. H. Fielding, H. V. Wheeler, C. W. Paskel, W. M. Compton.

District Conference Records: L. H. Richcreek, A. W. Henton, John Brayshaw, F. H. Strieby, H. L. Coffman, J. B. Atkins, L. O. Rose.

Sabbath Observance Committee: J. H. Davidson, C. P. Miller, M. H. B. Hoffman, W. F. Hummer, Homer Welch, W. N. Dunn, B. W. John, H. B. Loving, J. W. Seay, J. R. Norman, J. W. Leggett, G. R. Harrison, J. C. Dugger, J. H. Bryan.

Committee on Resolutions: John Paul Tyler, F. A. Settle, R. L. Durham.

BISHOP JAMES CANNON was introduced and addressed the conference.

QUESTION TWENTY-TWO of the General Minutes was called, viz.: "Are all the preachers blameless in their life and official administration?"

PRESIDING ELDERS: The names of W. H. Best, of the Baltimore District; Charles W. Fink, of the Lewisburg District; Charles E. Brandt, of the Moorefield District; H. Sydenstricker, of the Roanoke District, and G. G. Martin, of the Rockingham District, were called. They presented the reports from their several districts and their characters were examined and passed.

QUESTION TWENTY-TWO of the General Minutes was resumed. Baltimore District: the names of Allen Gillis, R. A. Rice, C. L. Fossett, Edward J. Rees, A. E. Owens, E. H. Richcreek, J. W. Leggett, C. M. LeFew, E. A. Lambert, C. L. Robson, S. K. Cockrell, C. L. Beard, C. E. Kirby, C. C. Bush, G. M. Butt, Thomas Morgan, Frank A. Tyler, C. L. Felty, W. T. Gover, C. W. Jordan, W. J. Elliott, L. B. Bobbitt, C. A. Michael, W. D. Eye, J. W. Newman, P. R. Diehl, R. L. Wittig, M. L. Fearnow, C. H. Thompson, L. S. Rudasill, J. M. York, E. T. Harrison, C. L. Flory, S. J. L. Dulaney, H. M. Waters, and H. M. Wilson were called and their characters examined and passed.

Lewisburg District: the names of N. G. Barnhart, B. F. Wright, F. F. Neel, W. Lawson, E. L. Woolf, R. A. Bergdoll, H. S. Coffey, G. D.

Naylor, J. C. Murphy, R. B. Moore, A. W. Grosecup, H. V. Wheeler, H. L. Coffman, H. L. Shiley, L. S. Shires, R. M. Parker, B. W. John, Q. R. Arbogast, C. B. Larrick, R. B. Procter, L. E. Crowson, Palmer Eubank, L. V. Ruckman, J. E. McDonald, F. A. Settle, and R. D. Marshall were called and their characters examined and passed.

Moorefield District: the names of R. W. Morrow, B. W. Coe, F. B. Wyand, E. A. Wilcher, S. R. Neel, L. K. Knowles, J. W. Seay, G. E. Pope, L. H. Greenwood, J. H. Brown, Jr., C. W. Paskel, J. H. Light, R. E. Musser, D. L. Snyder, J. P. Atkins, R. L. Moore, C. J. Clark, J. L. Robertson, and W. P. Good were called and their characters examined and passed.

Roanoke District: the names of E. B. Cook, J. A. Johnson, W. D. King, W. J. Groah, L. W. Griggs, Charles L. DeLong, C. A. McCormick, Jr., L. W. Darst, G. C. Bentley, O. L. Gochenour, A. W. Henton, R. C. Meeks, D. A. Beery, D. M. Brown, N. B. Harmon, Jr., W. H. Clews, Jr., A. I. Orndoff, J. H. Billingsley, E. S. Sheppe, Jr., W. G. Winton, J. H. Pearson, M. D. Mitchell, H. H. Fink, W. A. Clark, W. E. Holley, J. H. Davidson, and F. M. Richardson were called and their characters examined and passed.

Rockingham District: the names of S. C. Stickley, G. M. Bell, A. A. McNeer, A. Van Devander, W. S. Thomas, W. A. Lynch, W. M. Reynolds, A. M. B. Snapp, F. A. Holden, H. R. Deal, Gaither P. Warfield, C. R. Curtis, E. W. Aaron, D. L. Fringer, W. G. F. Hodges, L. O. Rose, R. O. Hipes, R. D. McNeer, W. M. Compton, J. C. Spindler, J. E. White, J. C. Copenhaver, F. L. Baker, Jr., J. H. Blakemore, Jr., J. C. Dugger, and H. C. Rickard were called and their characters examined and passed.

INTRODUCTIONS: J. Calloway Robertson, D.D., Executive Secretary of the Board of Christian Education of the Virginia Conference; George S. Reamy, Editor of the Richmond Christian Advocate; Dr. J. Earl Moreland, President of Randolph Macon College; Dr. S. C. Hatcher, Vice-President of Randolph Macon College; Dr. H. B. Trimble, Dean of the Candler School of Theology, Emory University, were severally introduced to the conference.

ON MOTION the secretary was instructed to send a telegram of love and sympathy to Bishop Collins Denny and to the absent superannuate brethren and those who are kept away by sickness.

REV. G. G. OLIVER and L. H. SMALLWOOD were granted permission to leave the conference.

CONFERENCE ADJOURNED with singing and the benediction by Bishop Cannon to meet tomorrow morning at 9 o'clock.

**SECOND DAY.****Morning Session.**

Tuesday, October 3, 1939.

CONFERENCE MET pursuant to adjournment.

BISHOP PEELE in the chair.

AFTER singing Hymn No. 178

"O Master let me walk with Thee  
In lowly paths of service free"

the Twenty-third Psalm was recited in unison.

DR. J. CALLOWAY ROBERTSON of the Virginia Conference read the Eighth Psalm and led in prayer. Hymn 180 was sung

"Breathe on me breath of God".

THE JOURNAL of yesterday's evening session was read and approved.

THE ROLL OF ABSENTEES was called and seven ministerial and eight lay delegates answered to their names.

UPON MOTION it was ordered to dispense with further calling of the roll.

ON MOTION OF G. G. MARTIN the pastors were requested to hand to the secretaries all substitutions on the roll.

QUESTION TWENTY-TWO of the General Minutes was resumed:

The names of E. C. Beery, Presiding Elder of the Washington District, and of W. W. McIntyre, Presiding Elder of the Winchester District, were called. They presented the reports of their respective districts and their characters were examined and passed.

Washington District: the names of C. H. Hesser, John Paul Tyler, H. W. Craver, G. G. Oliver, W. M. Lockett, Jr., G. J. Cooper, F. I. Cockrell, C. M. Harris, Esdras Gruver, P. H. Groseclose, A. H. Shumate, S. M. Iglehart, R. C. Maxwell, P. C. Helmitoller, Jr., B. T. Price, R. B. Clagett, W. B. Bryant, J. R. Wood, H. H. Hoyt, J. H. Bean, H. P. Baker, C. S. Clarkson, D. N. Calvert, K. D. Swecker, A. L. Hunter, Edgar A. Swann, J. W. Rosenberger, O. D. Lambert, W. H. Gray, J. S. Schwartz, C. H. Cannon, F. I. Morrison, H. E. Cromer, C. K. Ray, J. T. Meyers, Robin Gould, R. M. Sharpe, R. K. Nevitt, J. W. Rustin, C. F. Phillips, and H. Kirby Krams were called and their characters examined and passed.

Winchester District: the names of A. D. Kesler, W. O. Luttrell, W. O. Talbert, W. D. Keene, J. H. Haley, G. S. Lightner, G. L. Waters, J. F. Owens, Walter Smith, L. H. Smallwood, George Hasel, A. B. Sapp, Mack Thomason, W. P. Saunders, H. C. Marsh, J. R. Hendricks, J. T. Brown, B. R. Mark, G. H. Fielding, Wendell Allen, F. M. Lucas, Homer Welch, A. O. Lyons, R. O. Louthan, J. D. Russel, W. D. Sheets, T. M. Swann, H. G. Balthis, F. H. Strieby, H. H. Sherman, and C. A. York were called and their characters examined and passed.

**SUPERANNUATES:** the names of John A. Anderson, W. H. Ballengee, John W. Beall, C. H. Buchanan, H. Q. Burr, H. M. Canter, William Clews, C. T. Collyer, R. L. Eutsler, R. L. Fultz, A. L. Harnesberger, John C. Hawk, J. M. Hawley, J. B. Hedrick, E. G. Helmtoller, John B. Henry, G. K. Heydrick, Simpson V. Hildebrand, J. B. Hupman, T. A. Jordan, James S. Keene, John H. Kuhlman, G. D. Kidner, T. J. Lambert, C. W. Mark, W. H. Marsh, G. R. Mays, I. G. Michael, A. A. P. Neel, B. L. Parrott, F. J. Prettyman, E. V. Regester, C. L. Reiter, E. A. Roades, J. A. Rood, C. M. Sarver, C. H. Shaw, A. B. Sites, J. H. Smith, B. V. Switzer, J. L. Thomas, G. H. H. Tyler, M. P. Weikel, J. H. Wells, R. V. Whitehurst, W. J. Whitesell, and H. A. Wilson were called, their characters examined and passed and their names referred to the Committee on Conference Relations for the superannuate relation.

**WHEN THE NAMES OF** James M. Anderson, D. L. Blakemore, and Jessie D. Pope were called they were announced as having died in the Lord and their names referred to the Committee on Memoirs.

**QUESTION NINE** of the General Minutes were called, viz.: "Who are received by transfer from other conferences?" The Bishop announced the transfer of Robin Gould, an elder from the Oklahoma Conference.

**QUESTION ONE** of the General Minutes was called, viz.: "Who are admitted on trial?"

**THE RECOMMENDATION OF** Kenneth Moses Plummer from the Moorefield District Conference was presented and having passed in examination before the Committee and having been recommended by the Committee on Admissions, he was upon motion admitted on trial.

**THE RECOMMENDATIONS OF** Meredith Nathaniel DeHaven, Charles William Ambrose, Jr. and Virgil Rushell Gillum, a local deacon, from the Moorefield District Conference, were presented and having passed in examination before the committee and having been recommended by the Committee on Admissions, but not having met the full educational requirements, they were severally admitted on trial by a two-thirds vote.

**THE RECOMMENDATIONS OF** Claude Ray Collins from the Roanoke District Conference, Charles Samuel Jarvis from the Washington District Conference, and William Emory Cooley from the Winchester District Conference were presented and having passed in examination before the committee and having been recommended by the Committee on Admissions, they were upon motion severally admitted on trial.

**QUESTION SEVENTEEN** of the General Minutes was called, viz.: "What travelling preachers and what local preachers have been elected deacons?" The names of Quade Roy Arbogast, Gillam Claude Bentley were called and having passed in examination before the Committee on the Course of Study they were elected to Deacon's Orders and advanced to the class of the Third Year.



The name of Esdras Stuart Gruver, already a deacon, was called and having passed in examination before the committee on the Course of Study he was advanced to the Class of the Third Year.

THE RECOMMENDATION of Edgar Allan Swann for local Deacon's orders was presented from the Washington District Conference and upon motion he was elected.

H. P. BAKER presented the report of the Special Committee on Group Insurance and upon motion it was adopted. (See report.)

THE REPORT ON GROUP INSURANCE by the Joint Committee of the Baltimore and Virginia Conferences was presented and read and upon motion adopted. (See report.)

INTRODUCTIONS: Dr. Z. B. Robinson, Pastor of the Raleigh Court Presbyterian Church, and Dr. J. B. F. Yoak, Presiding Elder of the Beckley District of the West Virginia Conference, were introduced to the conference.

CONFERENCE UNITED in singing Hymn No. 372:

"Love divine, all loves excelling",

after which H. H. Sherman led in prayer.

DR. FRANK S. HICKMAN, of the Duke University School of Religion was presented by the Bishop. He very impressively addressed the conference basing his sermon upon Isaiah the sixth chapter, first to eighth verses, and taking for his subject "When the King Died." The conference adjourned with the benediction pronounced by Dr. Hickman to meet at 3 o'clock.

---

## SECOND DAY.

### Afternoon Session.

October 3, 1939.

CONFERENCE MET at the appointed hour. Hymn No. 337 was sung.  
"Saviour, like a shepherd lead us."

H. M. CANTER led in prayer.

The Journal of the morning session was read and approved.

QUESTION SEVENTEEN of the General Minutes was resumed. The recommendation of Harry Griffith Balthis for local Deacon's orders was presented from the Winchester District Conference and he was on motion elected.

QUESTION SIX of the General Minutes was called, viz.: "Who are admitted into full connection?"

Quade Roy Arbogast, Gillum Claude Bentley, and Esdras Stuart Gruver were called forward. The Bishop propounded the Disciplinary questions and they were upon motion severally admitted into full connection.

QUESTION THREE of the General Minutes was called, viz.: "Who remain on trial?" Harold Hangar Fink, Daniel Lester Snyder; John Wesley Newman, Ruthan Wellington Morrow, Jr., Harry Kirby Krams, Harry Griffith Balthis, Edgar Allan Swann, and Lee Vanhorn Ruckman were called and having passed in examination before the Committee on the Course of Study, they were severally advanced to the Class of the Second Year.

QUESTION TWO of the General Minutes was called, viz.: "Who else is in the Class of the First Year?" Ans. None.

QUESTION FIVE of the General Minutes was called, viz.: "Who are discontinued?" Ans. None.

QUESTION EIGHT of the General Minutes was called, viz.: "Who are readmitted?" Ans. None.

QUESTION TEN of the General Minutes was called, viz.: "Who are received from other churches as traveling preachers?" Ans. None.

QUESTION ELEVEN of the General Minutes was called, viz.: "Who are located this year?" Ans. None.

QUESTION TWELVE of the General Minutes was called, viz.: "Who have withdrawn or been expelled?" Ans. None.

QUESTION TWENTY-ONE of the General Minutes was called, viz.: "Who have been recommended by a district conference for recognition of their orders as local deacons or elders?" Ans. None.

DR. J. J. RIVES, Pastor of Centenary Church, Richmond, addressed the conference concerning the initial meeting of the New Virginia Conference in Richmond on Monday night, October 16.

QUESTION FIFTEEN of the General Minutes was called, viz.: "Who are the Deacons of one year?" The names of Francis Irwin Cockrell, Ross Ogden Louthan, Charles Staley Clarkson, and Charles Lee Felty were called and having passed in examination before the Committee for the Course of Study they were severally advanced to the Class of the Fourth Year.

QUESTION NINETEEN of the General Minutes was called, viz.: "What traveling preachers and what local preachers have been elected elders?" The names of Hugh Lafayette Shiley, George Samuel Lightner, James Lewis Robertson, Charles Austin Michael, Carlton Matthai Harris, John Rallson Hendricks, William Boyd Bryant, James Catlett Murphy, Archie Dean Kesler, Benjamin Ralph Mark, and Lyscum Elbert Crowson were called and having passed in examination before the Committee on the Course of Study they were severally elected to Elder's Orders.

QUESTION SIXTEEN of the General Minutes was called, viz.: "Who else is in the Class of the Fourth Year?" Lance Keith Knowles and Benjamin Weirman Coe not having completed the Course of Study were continued in the Class of the Fourth Year.

SUPERANNUATES: The names of Frank A. Tyler, S. J. L. DuLaney, J. M. York, W. H. Best, D. M. Brown, and W. O. Talbert were called

and upon motion they were referred to the Committee on Conference Relations for a superannuate relation.

ON MOTION of N. B. Harmon, Jr., it was ordered that upon adjournment, the conference assemble in front of the church for the taking of a conference picture.

A RESOLUTION signed by R. L. Durham and John H. Rosenberger was presented dealing with matters pertaining to the Board of Church Extension and Board of Missions and it was moved that it be adopted. Owing to the uncertainty in regard to the action proposed, on motion of H. M. Canter it was recommitted for clarification.

C. E. BRANDT presented a resolution from the Quarterly Conference of the Morgan Charge requesting the restoration to D. L. Snyder of his credentials and upon motion it was ordered that his credentials be restored.

THE SECRETARY announced the following telegram from Bishop Denny: "Thank the brethren for their gracious greetings. God bless all."

M. T. TURNER was introduced and presented to the conference a check for \$3,725.52 as the share of the Baltimore Conference in the profits of the publishing house during the current year.

INTRODUCTIONS: Roland White, President of the Roanoke City Young People's Union and representative of the youth movement; Miss Virginia Henry, Conference Director of Young People's Work; Dr. H. B. Trimble, Dean of the Candler School of Theology, Emory University; Dr. J. Earl Moreland, President of Randolph Macon College; Mrs. W. H. Ballengee, President of the Woman's Missionary Society of the Baltimore Conference, and Miss Martha E. Bennett, Children's Worker for the Conference Board of Christian Education, were severally introduced to the conference and spoke to the respective interests committed to their care.

THE CONFERENCE adjourned with the Doxology and the benediction by Dr. E. H. Blackard, Pastor of Wesley Memorial Church, High Point, N. C., to meet this evening at 7.30 o'clock.

---

## SECOND DAY.

### Evening Session.

October 3, 1939.

CONFERENCE met pursuant to adjournment, Bishop Peele in the chair.

HYMN No. 240 was sung:

"What a Friend we have in Jesus."

C. E. BRANDT led in prayer.

PERMISSION WAS GRANTED to the classes for ordination to retire and the Bishop retiring with them called H. Sydenstricker to take the chair.

THE JOURNAL of the afternoon session was read and approved.  
BISHOP PEELE resumed the Chair.

THE REPORTS of the Trustees and of the Treasurer of the Home of the Aged and Orphans at Gaithersburg, Md., were presented and read and placed on record. (See Report.)

H. M. WILSON, Secretary of the Home, addressed the conference in regard to the work of that institution.

THE REPORT of the Woman's Missionary Society was presented and read. (See Report.)

THE REPORT of the Board of Christian Education was presented.

H. H. Sherman and G. H. Lamar spoke to the report and upon motion it was adopted. (See Report.)

The following resolution adopted by the Board of Christian Education, presented by J. H. Pearson, was read and upon motion it was made the action of the conference and adopted:

"Whereas, Dr. H. H. Sherman has served the Methodist Church in the cause of Christian Education for 23 years; and

"Whereas, he has served the Baltimore Conference as Executive Secretary of the Board of Christian Education for the past 9 years; and

"Whereas, the cause of Christian Education in our Church and in our conference has gone forward rapidly under his wise and efficient leadership; therefore be it

"Resolved, that at this last session of the Board of Christian Education of the Baltimore Conference, we do express to Dr. Sherman our sincere appreciation for his wise counsel, vigorous leadership, and sterling christian character; and be it further

"Resolved, that we express to the Rev. Mr. C. A. York our appreciation of his efficient and loyal services as Extension Secretary and Young People's Worker of the Baltimore Conference; and be it further

"Resolved, that a copy of these resolutions be included in the minutes of the Board of Christian Education; a copy furnished to the annual conference; and enrolled copies be furnished Dr. Sherman and Mr. York.

JOHN H. PEARSON."

THE REPORT of the Francis Asbury Education Fund, Inc., was presented, read, and upon motion adopted. (See Report.)

THE HOUR for Memorial Service having arrived, the Bishop called S. K. Cockrell, Chairman of the Committee on Memoirs, to take the Chair and present the report. Hymn 521 was sung:

"It singeth low in every heart,  
We hear it each and all,  
A song of those who answer not,  
However we may call."

6 579



*[Faded text, likely bleed-through from the reverse side of the page]*

All ye abide with the Foster,  
 To be crucified with Me!  
 For the sturdy Deacons answered,  
 To the death we follow Thee!"

and the conference adjourned with the benediction by Bishop Peele  
 to meet tomorrow morning at 9 o'clock.

**THIRD DAY.**

Morning Session.

Wednesday, October 4, 1939.

CONFERENCE met pursuant to Adjournment.  
 BISHOP PEELE in the Chair.  
 HYMN No. 23 was sung:

"Come Thou Fount of Every Blessing"

after which J. W. Seay led in prayer.

HYMN 230 was sung:

"My Jesus as Thou wilt  
 O may my will be Thine"

THE JOURNAL of the yesterday evening session was read and  
 EIGHTEEN of the General Minutes was called, viz.,  
 [faded text] preachers and what local preachers have been or-

QUESTION TWENTY of the General Minutes was called, viz., "What traveling preachers and what local preachers have been ordained Elders?"

IN ANSWER to these questions the Bishop presented the following certificate of ordination:

"TO THE BALTIMORE ANNUAL CONFERENCE:

"This is to certify that I, William Walter Peele, one of the Bishops of the Methodist Episcopal Church, South, on October 3, 1939, at the Greene Memorial Methodist Church in the city of Roanoke, Virginia, did ordain to the office of Deacon in the Church of God, Quade Roy Arbogast, Gillum Claude Bentley, traveling preachers, and Edgar Allan Swann and Harry Griffith Balthis, local preachers.

"Also at the same time and place, assisted by William H. Best, G. G. Martin, W. W. McIntyre, Hubert Sydenstricker, E. C. Beery, S. K. Cockrell, and T. M. Swann, Elders, I ordained to the office of Elder in the Church of God, Hugh Lafayette Shiley, George Samuel Lightner, James Lewis Robertson, Charles Austin Michael, Carlton Matthia Harris, John Rallson Hendricks, William Boyd Bryant, James Catlett Murphy, Archie Dean Kesler, Benjamin Ralph Mark, and Lyscum Elbert Crowson.

"In this service the epistle was read by H. H. Sherman and the gospel by T. M. Swann.

W. W. Peele.

"Done at Roanoke, Virginia, October 3, 1939."

QUESTION THIRTEEN of the General Minutes was called, viz., "Who are transferred to other Conferences?" The Bishop announced the transfer of Albert Shirkey, an Elder, to the West Texas Conference.

THE COMMITTEE on Sabbath Observance presented its report and upon motion it was adopted.

ON MOTION of E. C. Beery the Secretary was instructed to furnish a duplicate certificate of ordination to O. D. Lambert.

THE REPORT of the Committee on Evangelism was presented, read, and upon motion adopted. (See Report.)

THE REPORT of the Board of Missions was presented, read, and upon motion adopted. (See Report.)

THE REPORT OF THE TREASURER of the Board of Missions was presented, read, and placed upon record. (See Report.)

THE REPORT of the Board of Directors of the Baltimore Southern Methodist was presented and read. (See Report.)

F. M. Richardson, Editor of the Baltimore Southern Methodist, spoke with regard to the paper's situation.

J. J. Rives presented to the Conference Dr. George S. Reamy, Editor of the Richmond Christian Advocate, who spoke in the interest of the paper for the New Virginia Conference.

UPON MOTION the Report of the Board of Directors of the Baltimore Southern Methodist was adopted.

THE FOLLOWING resolution of the directors of the Baltimore Southern Methodist was presented and upon motion it was adopted as the action of the conference:

"We, the directors of the Baltimore Southern Methodist, prompted by appreciation of the outstanding service given the paper by its Editor and Manager, the Rev. Frank M. Richardson, D.D., and his assistant, Miss Maude E. Hodges, desire that the Baltimore Conference join with them in expressing their gratitude for the great contribution they have made through their labors to the ongoing of the Kingdom of God. They have done a difficult task with notable efficiency and steadfast loyalty.

"We therefore request that the Conference stand for a moment as an evidence of our appreciation, that this resolution be spread on the minutes of the conference; and that since the life of the Baltimore Southern Methodist has been brought to an end necessarily on account of the changes incident to the uniting of Methodism and therefore, that the Editor and his Assistant must labor in other fields, we bid them God speed and wish for them many years of fruitful and happy service."

INTRODUCTIONS: Colonel J. C. Boggs, Principal of the Randolph Macon Academy, Front Royal, Virginia, and Bishop Jett of Roanoke. Bishop of the Protestant Episcopal Church, were introduced to the conference.

REPORT OF THE CONFERENCE TREASURER was presented, read, and placed on record. (See Report.)

ON MOTION of J. W. Legett the conference took a recess for fifteen minutes in order that the conference Benevolent Society might hold a final session and arrange for the closing of its affairs.

THE FOLLOWING resolution signed by L. E. Crowson, F. M. Richardson, Harry V. Wheeler, G. G. Martin, E. L. Woolf and others requesting the New Virginia Conference to memorialize the next session of the General Conference of the Methodist Church to revise the legislation upon divorce was upon motion adopted.

"Whereas, The old Baltimore Conference of the Methodist Episcopal Church, South, has no right to memorialize the General Conference of the Methodist Church, and yet,

"Whereas, The Uniting Conference of American Methodism took such action concerning remarriage of divorced persons as is painful to the christian conscience of many laymen and lay women—and many ministers as well, and is likely to give occasion to stumbling upon the part of some,

"THEREFORE, BE IT RESOLVED, That this final, 155th, session of the Baltimore Conference request the New Virginia Conference of the Methodist Church, meeting in Richmond, Va., October 17, 1939, to memorialize the forthcoming session of the General Conference of the Methodist Church for relief in this matter; and that Paragraph 173 of the 1938 Discipline of the former Methodist Episcopal Church, South, be recommended as the proper means toward the end of adjustment with Paragraph 226 of the 1939 Discipline."

A RESOLUTION presented by W. H. Best relative to the transfer of church property was presented and adopted, as follows:

That the Boards or other regularly constituted holding bodies of the Baltimore Conference of the Methodist Episcopal Church, South, be and are hereby requested and authorized to transfer title to all property of whatever kind now held by them respectively to the Boards of Trustees of the Baltimore Conference of the Methodist Church, the Virginia Conference of the Methodist Church, the Peninsula Conference of the Methodist Church, the West Virginia Conference of the Methodist Church, which rightfully belongs to the above named Conferences respectively as soon as the right to such property shall have been established and agreements shall have been concluded with all persons or bodies claiming an interest therein.

A RESOLUTION signed by J. H. Rosenberger and R. L. Durham regarding the transfer of title of local churches and of other property of the Baltimore Annual Conference to the proper successor conferences was presented and adopted, as follows:

WHEREAS, the Baltimore Annual Conference of the Methodist Episcopal Church, South, has by virtue of the unification of the Methodist Episcopal Church, the Methodist Episcopal Church, South, and the Methodist Protestant Church, declared its intention to dissolve as an ecclesiastical body; and

WHEREAS, there are many important matters involving titles and equities in and to property in our local charges and belonging to said Baltimore Annual Conference, the adjustment of which will call for careful consideration and loyal cooperation over a considerable period of time, and will require checking for legal and accounting accuracy;

THEREFORE, BE IT RESOLVED that the Board of Trustees of the local churches of all church corporations and other organizations within the bounds and under the jurisdiction of the Baltimore Annual Conference of the Methodist Episcopal Church, South, holding property of whatsoever sort, real, personal, or mixed, are hereby authorized and instructed to take all necessary steps at the earliest possible date, by legal conveyance, by amendment to articles of incorporation, constitutions or by-laws, or by whatever varying legal processes may be necessary in the various cases, to bring such assets into the possession



of, or under the jurisdiction of, the proper successor organizations of the Methodist Church; and

BE IT FURTHER RESOLVED that the several successor Annual Conferences of the Methodist Church to which the several parts of the membership of this Baltimore Annual Conference of the Methodist Episcopal Church, South, are transferred under the plan of Union, be and are hereby requested to assume responsibility for securing all such necessary transfers of title and property as are designated in the foregoing paragraph of these resolutions, and to do any and all things necessary to vest in or properly relate to the said several successor Annual Conferences of the said The Methodist Church or their subsidiaries, all the rights, titles and equities in and to the property assets of the local churches, corporations and other organizations designated in the said foregoing paragraph.

THE FOLLOWING resolution signed by J. H. Rosenberger and R. L. Durham authorizing the certification of the Baltimore Annual Conference members to the successor annual conferences of the Methodist Church was presented and upon motion adopted.

WHEREAS, the consummation of the Plan of Union by which the Methodist Episcopal Church, the Methodist Episcopal Church, South, and the Methodist Protestant Church have united to form The Methodist Church, has made necessary the dissolution of this Baltimore Annual Conference as an ecclesiastical body when the necessary conferences occupying the territory covered by the said Baltimore Annual Conference shall have been organized in harmony with the plan of Union; and

WHEREAS, it is necessary that the successor conferences shall have a properly authenticated list of the members of the said Baltimore Annual Conference who are eligible to membership in the successor conferences;

THEREFORE, BE IT RESOLVED, that the secretary of The Baltimore Annual Conference of the Methodist Episcopal Church, South, be and is hereby directed to prepare and deliver such a list to the secretaries of the successor conferences, certifying the membership and standing of the ministerial members of the said Baltimore Annual Conference who are entitled to membership in the said successor conferences under and in harmony with the legislation of the Uniting Conference of the three aforesaid denominations, which met in Kansas City, State of Missouri, April 30-May 10th, 1939; and that the said certificate shall indicate the order, standing and relation of the said members as follows: (1) The effective elders and deacons; (2) the superannuated members; (3) the supernumerary members; and (4) those in the "admission on trial" class. The secretary of this Baltimore Conference of the Methodist Episcopal Church, South, is directed to certify all superannuated members in the said Baltimore Annual Conference to membership in the said successor conference, such

certification to state clearly that it is given pending the report of the Distributing Committee, established by the legislation of the Uniting Conference and given final jurisdiction in the allocation of the conference membership of superannuates. And he is further directed to certify all local preachers whose licenses are now effective in the Baltimore Annual Conference; and

BE IT FURTHER RESOLVED that this Baltimore Annual Conference hereby requests the presiding Bishop to attest with his signature the above authorized certification.

I hereby certify that at a meeting of the members of the Baltimore Annual Conference of the Methodist Episcopal Church, South, duly called to meet at Roanoke, Virginia, and held on the 2nd to 4th of October, 1939, the above resolution was adopted, and said resolution is duly recorded as part of the official journal of the said Baltimore Annual Conference.

In witness whereof I have hereunto set my hand and fixed the seal of the conference this 4th day of October, 1939.

W. W. PEELE.

REPORT OF THE BOARD OF FINANCE was presented, read, and adopted. (See report.)

IT WAS MOVED BY H. M. CANTER to refer the matter of the final distribution of funds in the hands of the Board of Finance to the Board itself for concrete recommendation at the afternoon session and the motion prevailed.

A RESOLUTION signed by J. H. Rosenberger and R. L. Durham proposing action for the several annual conferences of the Methodist Church relative to church extension work was presented, read, and adopted, as follows:

WHEREAS, Section 2 of the Report I of the Committee on Enabling Acts, Page 367 of The Daily Christian Advocate of the Uniting Conference, states that all Annual Conferences are to "elect the Boards which the Discipline requires to act until their successors are elected following the Jurisdictional Conferences, to adopt the programs and plans of service for its Boards," and

WHEREAS, all the Annual Conferences of the Methodist Episcopal Church, South, except the Arizona and Northwest Conferences have loan funds which under the Constitution of the Board of Church Extension, Paragraph 507 of the 1938 Discipline of the Methodist Episcopal Church, South, are to be administered by the General Board of Church Extension the Conference Boards having the right of appropriation, and

WHEREAS, it will be necessary for the Annual Conferences to take action authorizing the Board of Missions and Church Extension to approve applications from churches within the Conference to the General Board and do all the work heretofore done by the Conference Board of Church Extension as auxiliary to the General Board, and

WHEREAS, the Constitution of the Board of Missions and Church Extension adopted by the Uniting Conference, Paragraph 855, Article 6, provides for the Section of Church Extension as a part of the Division of Home Missions and Church Extension, and

WHEREAS, the Section of Church Extension of the Board of Missions and Church Extension is to administer the work of church extension in The Methodist Church,

THEREFORE, BE IT RESOLVED:

1. That this Baltimore Annual Conference does hereby instruct its Board of Missions and Church Extension to name certain members of said Board as a Section of Church Extension.

2. That the Section of Church Extension be and it is hereby authorized by this Baltimore Annual Conference to perform all the functions formerly exercised by the Annual Conference Board of Church Extension of the Methodist Episcopal Church, South, as set out in Paragraphs 506 and 507 of the 1938 Discipline of the Methodist Episcopal Church, South.

UPON MOTION OF H. SYDENSTRICKER it was ordered that when conference adjourn, it adjourn to meet this afternoon at two o'clock.

CONFERENCE ADJOURNED with the benediction by E. L. Woolf.

---

### THIRD DAY.

#### Afternoon Session.

October 4, 1939.

CONFERENCE MET at the appointed hour.

HYMN 370 was sung:

"O for a heart to praise my God."

C. W. FINK led in prayer.

THE JOURNAL of the morning session was read and approved.

ON MOTION of W. H. Best it was ordered that the balance of the Sesqui Centennial fund be divided equitably between the successor conferences.

REPORT NUMBER ONE of the Commission on Budget was presented and adopted. (See Report.)

REPORT NUMBER TWO of the Commission on Budget was presented and adopted. (See Report.)

REPORT NUMBER TWO of the Board of Finance was presented and adopted. (See Report.)

REPORT of the Board of Church Extension was presented and adopted. (See Report.)

REPORT of the Treasurer of the Board of Finance was presented and placed on record. (See Report.)

The following resolution, signed by H. M. Canter, N. B. Harmon, Jr., and S. K. Cockrell was presented and adopted:

WHEREAS, this Annual Conference has in its possession certain papers, manuscripts and printed minutes, letters, and other records, which are now stored in a vault of the Mercantile Trust Company, Redwood and Calvert Streets, Baltimore, Maryland; and

WHEREAS, these should be permanently located in some place or places easily accessible to the members of this Annual Conference; and

WHEREAS, the members of the former Baltimore Conference of the Methodist Episcopal Church and the members of the former Maryland Conference of the Methodist Protestant Church have an interest in the earliest of these records;

BE IT, THEREFORE, RESOLVED,

First: That all the manuscripts and printed minutes, papers, letters, and other records earlier than the year 1866 be given to the American Methodist Historical Society located in Baltimore, Maryland, with the stipulation that these are always to be kept in Baltimore or Washington and accessible to all interested persons except that only one-fourth of the number of printed "war minutes" 1861 to 1865 shall be given to the American Methodist Historical Society.

Second: That all the other contents of the trunk and box and cabinet secretary now in the vault be given to the Virginia Conference to be kept with their records or in some place they shall select in Virginia, except that the records pertaining to the trial of ministers be sealed and sent to the Publishing House in Nashville with the request that these be kept in the vault there with kindred material.

Third: That a committee be appointed by Bishop Peele to so dispose of these records.

Fourth: That the expenses in connection with this be paid out of the Conference Expense Fund.

THE BISHOP appointed the following committee on the Distribution of Records: H. M. Canter, N. B. Harmon, Jr., and S. K. Cockrell.

IT WAS MOVED to reconsider Report No. 2 of the Board of Finance and the motion prevailed.

AFTER DISCUSSION Report No. 2 of the Board of Finance was again adopted.

THE FOLLOWING REPORTS were presented, read, and adopted: Bible Board, Committee on District Conference Records, Board of Christian Literature, and the Committee on Conference Relations. (See Reports.)

THE REPORT of the Board of Lay Activities was presented and read and it was moved that as a token of appreciation to John H. Rosenberger, Conference Lay Leader, the report be adopted by rising vote. The motion prevailed. (See Report.)

STATISTICAL QUESTIONS TWENTY - FIVE, TWENTY - SIX, TWENTY - SEVEN, TWENTY - EIGHT, TWENTY - NINE, THIRTY, THIRTY - ONE, THIRTY - TWO, THIRTY - THREE, THIRTY - FOUR.



THIRTY-FIVE, THIRTY-SIX, THIRTY-SEVEN, THIRTY-EIGHT, THIRTY-NINE, FORTY, FORTY-ONE, FORTY-TWO, FORTY-THREE, FORTY-FOUR, FORTY-FIVE, FORTY-SIX, FORTY-SEVEN, FORTY-EIGHT, and FORTY-NINE were severally called and answered.

The following Resolution of Appreciation, presented by the Committee on Resolutions, was unanimously adopted by a rising vote:

To Bishop W. W. Peele for the kindly and considerate spirit in which he has conducted our sessions;

To Dr. Nolan B. Harmon, Jr., the pastor, the officials and the members of Greene Memorial Church;

To Dr. Sydenstricker, the District Superintendent;

To the pastors and people of our own and of other Churches of this great city;

And to all those agencies of the city which have cooperated to supply the gracious hospitality and have ministered to our every comfort and pleasure;

We, the members of this one hundred and fifty-fifth and final session of the Baltimore Annual Conference of the Methodist Episcopal Church, South, do hereby express our deep appreciation and hearty thanks.

We are conscious that when we adjourn, our Baltimore Conference will be no more. By arrangements of our Uniting Conference and of our own delegates to that Conference, the members of this great and historic body will enter into new associations in five other Annual Conferences.

Ours has been a happy fellowship. From our fathers we received a high and a holy heritage which we have sought to keep unsullied. As we go into our new relations, we go determined to keep aflame the holy fire of our passion for Christ remembering that

“Tis all our business here below  
To cry ‘Behold the Lamb.’”

May the perfume from the alabaster box of our Conference life sweeten and bless every new association into which we shall enter.

With love and in prayer we shall remember each other, and we shall so strive to spread Scriptural holiness throughout our own and other lands that when our final report shall be made to our Lord, each member of this holy fellowship may receive the blessed crown of

“Well done, thou good and faithful servant—  
enter thou into the joy of thy Lord.”

QUESTION FIFTY-TWO of the General Minutes was called, viz., “Where are the preachers stationed this year?”. Ans. The Bishop announced that adjustments in appointments will be made by the successor conferences.

A COLLECTION was taken for the sexton amounting to \$30.26.

H. M. CANTER moved that the conference adjourn immediately following the address of Dr. Moreland and the motion prevailed.

THE JOURNAL of the afternoon session was read and approved.

F. J. PRETTYMAN delivered the historical address evaluating the spirit of the Baltimore Conference and the contributions it has made to the Kingdom of God.

ON MOTION of E. L. Woolf it was ordered that the historical address of F. J. Prettyman be published in the conference minutes.

DR. J. EARL MORELAND, President of Randolph-Macon College, addressed the Conference upon the subject, "Union for Conquest".

THE BISHOP asked the Conference to stand and sing the first stanza of Hymn No. 278:

"Lead on, O King Eternal, the day of march has come;

Henceforth in fields of conquest Thy tents shall be our home:

Thro' days of preparation Thy grace has made us strong,

And now, O King Eternal, we lift our battle song."

When this had been sung, the Bishop asked the Conference to remain standing as he recognized Brother R. L. Durham for the presentation of an important resolution.

Brother Durham said: "Brethren, in presenting for the special committee this resolution for the final dissolution of this Baltimore Annual Conference, I ask the privilege of one single sentence of personal comment. In times of stress in the past I have been comforted by my fixed conviction that neither weddings nor deaths can ever disrupt or destroy any genuine family; and I know that we the members of this old Baltimore Conference, are similarly comforted in this solemn hour by our belief in the everlasting communion of saints, a belief so strong and universal among us that we declare it weekly in our confession of a common faith, and that we stand serene in this revolutionary moment because of our faith that this communion among the membership of this Conference cannot be destroyed, but will endure, whether we are in Virginia, in West Virginia or in Maryland, whether in earth or in heaven, in time or in eternity.

And now, without reflecting upon our Reading Clerk, the committee requests that this last resolution to be presented to this Old Baltimore Conference go to you through the benediction voice of him who has served as its Secretary through so many years."

In compliance with this request, the Secretary read the resolution which follows:

#### **Resolution of Intention to Dissolve the Baltimore Annual Conference of The Methodist Episcopal Church, South.**

WHEREAS, the Methodist Episcopal Church, the Methodist Episcopal Church, South, and the Methodist Protestant Church have now joined each with the other under a Plan of Union to constitute a united Church known as The Methodist Church; and

WHEREAS, pursuant to Article 8 of the Plan of Union, the properly constituted delegates by action of the Uniting Conference, held in Kansas City, State of Missouri, on May 8, 1939, established and bounded successor conferences to include territory and membership of this Baltimore Annual Conference; and

WHEREAS, the Uniting Conference duly constituted by the three uniting denominations instructed and authorized all their annual conferences to close their affairs and dissolve prior to December 31, 1939;

NOW, THEREFORE, BE IT RESOLVED, that the Baltimore Annual Conference of the Methodist Episcopal Church, South, assembled in its session at Roanoke, Virginia, this 4th day of October, 1939, does hereby through and by the adoption of this resolution discontinue and dissolve this aforesaid Baltimore Annual Conference of the Methodist Episcopal Church, South, as an ecclesiastical body, said dissolution to become finally effective, however, only when all its effective members and all of its superannuated members shall have been duly recognized as legal members of legally constituted successor annual conferences, organized in harmony with said Plan of Union.

John H. Rosenberger,  
Robert Lee Durham,  
Committee.

Bishop Peele put the resolution to a vote, and it was unanimously adopted.

The Bishop asked the Conference to sing the second stanza of Hymn No. 278:

“Lead on, O King Eternal: We follow not with fears,  
For gladness breaks like morning wher'er Thy face appears;  
Thy cross is lifted o'er us; We journey in its light;  
The crown awaits the conquest; Lead on, O God of might.

When this had been sung, the Bishop requested the Secretary to pronounce the benediction. Secretary H. M. Canter, who for twenty-five years had served in that capacity, prayed: “May the grace of our Lord and Saviour, Jesus Christ; the love of God and the communion of the Holy Spirit be with us all—Amen,” and with that benediction the Baltimore Annual Conference of the Methodist Episcopal Church, South, adjourned *sine die*.

THE LAST SESSION OF  
THE BALTIMORE ANNUAL CONFERENCE  
OF THE  
METHODIST EPISCOPAL CHURCH, SOUTH  
HELD AT ROANOKE, VIRGINIA  
OCTOBER, 1939.

---

An Address by

Forrest J. Prettyman, D.D.

---

We are about to come to the final act of the final session of this Conference—the Old Baltimore Conference of the Methodist Episcopal Church, South. History is about to write “finis” to a chapter. It is fitting that we pause a moment to look back, and to catch once more, even though in a fleeting glance, the underlying significance of this institution which is unique in the annals of our church and so dear to the hearts of all of us.

The session of the General Conference of 1844 held in New York, came to an impasse which neither the wisdom nor the piety of the Church seemed able to solve. At the same time prevalent political and social questions, having deep moral significance, were of such character that the continuance of the successes of the ministry of the Methodist Church seemed impossible without a solution in the Church. After a conference lasting from May 1, 1844 to June 10, 1844, the best that could be achieved was an agreement of separation, which was kindly and christian in its whole significance, and gave full acknowledgment of conscientious convictions upon each side of the questions involved.

This historical debate of 1844 came to its close without any change being made within the Discipline itself upon the controversy which had been before the Conference. Nothing had been determined legally. The only outcome was a statement of the ultimate incompatibility of the views of the Northern and Southern sections of the country upon the question of the institution of slavery.

It is not ours at this time to pass upon the judgments of the leaders of the Church of that day or to pass sentence upon the moral values of their judgments. It may safely be said that there were men of God on each side of the question and each side was trying with equal devotion to solve the problem that presented itself.

The situation of the Baltimore Conference at this period was par-



ticularly trying. It was a border Conference. It occupied territory in Pennsylvania, Delaware, Maryland, District of Columbia, and what is now West Virginia. Throughout this territory sentiments differed as widely and as bitterly as in any section of the Country.

The plan of the Conference of 1844 provided that the separation of the church should be effected by the vote of several annual Conferences. The most critical situations were in those annual conferences lying along the border of the slave and free States. When the Baltimore Conference met in March of 1845 it determined to hold its connection with the Northern jurisdiction, but in order to give assurance to the membership in slave holding territory the conference passed a resolution that it would not hold connection with a General Conference that made non-slave-holding a test of membership in the Church.

It must be noted here that the slave trade had always been denounced by the Methodist Church, and that the practice of buying and selling of slaves was prohibited in an article of the General Rules. The holding of slaves as practiced in the South at that time was not considered by those who were in touch with the institution as necessarily evil. The preachers of the Methodist Church attempted the evangelism of both those who lived in the big house and those of the cabin with equal zeal and conscientiousness and success. As a matter of fact under this administration within the period of less than two generations a vast multitude of slaves recently come from the jungles of Africa, where for many generations they had lived without culture or education or government or indeed progress of any sort, were brought into fitness for association with the highest refinement of the Anglo Saxon race and an appreciation of social values of the highest civilization that the World had ever produced.

It seems to have been the conclusion of the Baltimore Conference that it could best serve its territory by ignoring the question of slavery and, as above-stated, promising that it would not hold connection with a General Conference making non-slave-holding a test of membership in the Church.

This relationship of the Baltimore Conference to the Northern jurisdiction remained pleasant and amicable from 1845 to 1860.

The annual session of the Baltimore Conference of March 1860 met in Winchester, Virginia, with Bishop Matthew Simpson presiding. Upon the opening of this Conference Bishop Simpson presented to the Conference various proposed memorials to the General Conference which was to meet in New York in May 1860. Some of these proposals were to make a constitutional change in the General Rules of the Church. They proposed to provide that the General Rules be changed by constitutional method so that not only the buying and selling of slaves should be considered incompatible with church membership but also that the holding of slaves as under the Virginia System be considered likewise incompatible. It is of the greatest significance that when these memorials were presented at the Baltimore Conference

they were unanimously rejected by roll call of the members of the Conference, numbering 147. This seems to have been the end of the controversy in the Conference of March, 1860. We have the record of the great enthusiasm of this Conference, especially as expressed in its service on Sunday morning when Bishop Matthew Simpson, a prince of orators, preached and not only a number of the more humble laymen but many of the preachers shouted aloud in the service, feeling no doubt that the end of this controversy had come to the Church.

It would be well to hold in mind that on each vote, looking to a change in the wording of the Discipline, the Baltimore Conference then and again recorded itself upon roll call unanimously against any change in the Discipline.

It was only a month after the Winchester Conference that the General Conference at Buffalo, New York, May 1860, enacted a new chapter on slavery, as an addition to the Discipline. This chapter provided not only a prohibition against the buying and selling of slaves but also stated that under all circumstances the holding of slaves was contrary to the law of God and of the Church.

This raised an issue to be met at the Baltimore Conference in Staunton, Virginia, March 1861. Times had changed. Great tidal waves of political and social issues had swept over the country. As a matter of fact within one month the War between the States was to commence. Under the conditions that had arisen it is not strange that many people had changed their minds, that new issues had dominant weight in the determination of the attitude and actions of many. The Baltimore Conference lying on both sides of the Potomac River was to be cut in half and half of it was to be under strict military rule and the other half the battle field of the Great Civil War. It is not for us at this stage to evaluate the motives of those who found themselves variously connected with the conditions of the day. It would be vain, if not unmoral, to undertake to measure the truth and sincerity of the motives that actuated men upon all sides of the controversy. However, the great body of men of the Baltimore Conference, facing the situation as they did at Staunton in March of 1861, took action in accordance with their repeated pledges to their constituency. Whatever might have been the strength of the appeal of patriotism or of the unity of the country or of the moral issues involved in the question of slavery, these men felt, that their supreme obligation was to keep their word. To keep their word they knew meant hardship and poverty, the destruction of their possessions, the devastation of war, but it was the obligation that outweighed all others. So it was that regardless of cost or sacrifice they determined to keep their word, as repeatedly pledged to their people.

These were the men who constituted the Baltimore Conference of the Methodist Episcopal Church, South. We have met to close their work as an independent organization. We honor their name. We perpetuate their fame. We would take into the future so far as it is

possible the moral qualities and the high achievement which they have handed down as our inheritance from them.

As we seek to estimate the high value of this inheritance from these men we have first to remember that they wrought out their life work and carried on their ministerial mission under the actual exigencies of war. Under the test of shot and shell they performed their godly functions as shepherds of the sheep. Their characters were forged in the furnace of civil conflict. They paid too high a price for honor ever to be bought, or to be tempted with offers of ease and comfort. They knew nothing of drifting with passing trends of appeasement or compromise on vital issues or ultimate truths. The very circumstances in which they found themselves thrust them into the realm of deepest devotion. They were men who were able to come to definite decisions, men who stood by their moral convictions at all costs. These were our Fathers in the Baltimore Conference. They have not lived in vain and we who are left must carry on the torch of ultimate Christian truth as we found it in their lives and characters.

We cannot forget today our inheritance of brotherhood which we have received from our Fathers. Perhaps in the history of the Christian Church no truer or higher type of brotherhood has been found than that of the Baltimore Conference of the Methodist Episcopal Church, South. This has been brought about by our common poverty, by our common interests, by the constant change and interchange in our home life, by the delicacy of our relationships under our itinerant system, and by the absence of all those relations which are divisive in human society. It is as we think of these high men and their relation to each other and to us that we come to an appreciation and understanding of the devotion of Moses who said: "If thou blot my people out, blot my name out also"; and that marvelous expression of the Apostle Paul who could say: "I could wish myself accursed from Christ for my brethren after the flesh." We shall never forget this high sense of brotherhood so long as "Halleluiah" rises to the lips and a tear to the eye when we remember the song of the opening of the Conference, "And Are We Yet Alive and See Each Others Face". Oh, the Holy Joy of that devoted band of comrades who traveled together the Pilgrim Way to the City that hath foundations, whose Builder and Maker is God! We can hear yet the echoes of those great singers who, without the artificiality of form or the restraints of convention, sang for us the old Camp Meeting song:

"I saw a way-worn traveler,  
 With tattered garments clad,  
 A toiling up the Mountain,  
 It seemed that he was sad;  
 His back was heavy laden,  
 His strength was almost gone,  
 But he shouted as he journeyed,  
 Deliverance will come."

They were brothers in the highest sense that the world has ever known brotherhood.

But yet more important is our inheritance of the simple gospel message that they had for the world. They were not regimented men. They were not turned out of seminaries with classical culture for their task. They were truly a cross section of American life from the stately home in the city to the cabin in the mountain, from the plow handle to the laboratory, from the learned scholar fluently speaking classics to the unlearned backwoodsman equally effective in his message. And all of this was possible because in the last analysis their message had to stand true with the gospel of Jesus Christ. These men believed that the gospel with no other evidence but the self-attesting power of truth was the only hope of the World. They were not faddists. They were not reformers. It may be said this last day of our Conference that there have been divisions in Methodism, but these divisions have in every instance arisen out of the question that had no essential relation to the ministry of the Church.

Above all we have as our supreme inheritance their marvelous evangelistic success. Revivals of religion that started around the camp fire in the arm of Northern Virginia—always with the sanction and reverent devotion of Lee and Jackson and Jeb Stuart and others—these revivals were destined to glow long after the camp fires had died away into previous memories and will continue on as long as we are brave and true and devoted to the high ideals of our Fathers.

Before us is the New Day, ample in its equipment, marvelous in its world-circling ministry, profound in the depths of its scholarship. It shall ever abide, renewing its strength as it goes back to utter dependence upon the Word of God and upon sincere devotion to our Lord and Savior. May we still carry on in that way—in the moral impregnability, the brotherhood, the simple gospel message, the evangelistic fervor, which are our inheritance from these our Fathers in this Old Baltimore Conference.



## REPORTS

### REPORT No. 1—COMMISSION ON BUDGET.

**First:**

We recommend that in the new conferences for next year our former Baltimore Conference charges assume an amount not less than was assumed the past year.

**Second:**

We recommend that after all other obligations are met we authorize the Conference Treasurer to pro-rate any balance in the Conference Entertainment and Conference Expense Funds to the preachers and delegates of the old Baltimore Conference toward necessary expense in the conferences of which they will now become a part.

**Third:**

In accordance with the action of the Conference suggesting that the Budget Commission designate a treasurer in each of the new Conference areas to whom the balance of the entertainment and Conference expense funds should be sent as directed in report number one of the Budget Commission, the following are nominated:

R. E. Musser, of the West Virginia area  
 J. T. Houck, for Virginia area  
 S. K. Cockrell, for the Baltimore area  
 C. I. Flory, for the Peninsula area

NOLAN B. HARMON, JR., President.  
 GEORGE R. HARRISON, Secretary.

### REPORT No. 2—COMMISSION ON BUDGET.

Whereas, The Uniting Conference is asking from the congregations of our Conference \$1,829.82 as our share of the expenses of the coming General Conference of 1940,

We, therefore, recommend that our Conference order this amount be paid from available funds which the Conference has in hand.

We further recommend this amount be paid as follows:

By the Board of Missions.....	\$ 900.00
By the Board of Christian Education.....	229.29
By the Board of Lay Activities.....	700.00
	<hr/>
	\$1,829.29

NOLAN B. HARMON, JR., President.  
 GEORGE R. HARRISON, Secretary.

**REPORT OF CONFERENCE TREASURER**  
**For Year October 1st, 1938, to October 1st, 1939**

**Receipts**

Balances brought forward:		
Conference Entertainment .....	\$2,573.68	
Conference Expense .....	1,773.11	
Conference Insurance .....	6,501.45	
		<u>\$10,848.24</u>
Proceeds of Conference Work Apportionment.....	68,303.77	
Proceeds of General Work Apportionment.....	57,967.23	
From H. M. Canter, Secretary—Minutes sold.....	400.00	
Refund—Harrisonburg Entertainment Committee.....	269.79	
Conference Insurance:		
From premiums on Individual Certificates... \$	525.00	
Dividend for year 1938.....	2,695.47	
		<u>3,220.47</u>
Contributions to Golden Cross Society.....	81.00	
Received too late to be included in totals but credited to charges and districts.....	71.00	
Accumulated Overage as per audit October 22, 1938.....	2,235.29	
Fractional Payments .....	4.79	
		<u>\$143,401.58</u>

**Disbursements**

General Work Apportionment (See Detail Statement).....	\$57,967.23	
Conference Work Apportionment, as follows:		
Board of Missions.....	\$14,364.28	
Board of Church Extension.....	2,718.49	
Board of Christian Education.....	10,088.47	
Conference Claimants (Board of Finance)...	25,224.58	
Baltimore Southern Methodist.....	4,658.32	
Board of Lay Activities.....	464.47	
		<u>57,518.61</u>
Conference Expense:		
King Brothers—Printing Minutes.....	\$1,294.34	
Treasurer's Expense .....	500.00	
H. M. Canter, Secretary—Space in Minutes...	20.00	
Premium on Treasurer's Bonds.....	26.12	
Sara L. Ford—Stenographic Work.....	4.50	
Committee on Boundary Lines.....	6.25	
Special Cabinet Meetings.....	131.51	
Printing, Postage, Stationery, etc.....	99.42	
		<u>2,082.14</u>
C. M. Stoy, Treasurer Board of Finance, Balance due.....	1,023.57	
Conference Insurance:		
Paid Equitable Life Assurance Society Premiums for year—1938-1939.....	\$6,627.05	
Premiums on Policies for Superannuates...	280.00	
H. P. Baker, Agent—Salary.....	300.00	
Expenses of Committee on Group Insurance.....	74.60	
		<u>7,281.65</u>
Board of Missions—Contributions received for Golden Cross Society for year 1938-1939.....	81.00	
Conference Entertainment—		
Roanoke Entertainment Committee.....	3,000.00	
Balances Forward:		
Conference Entertainment .....	\$5,234.29	
Conference Expense .....	2,925.67	
Conference Insurance .....	6,287.42	
		<u>14,447.38</u>
		<u>\$143,401.58</u>

Respectfully submitted,

J. T. HOUCK, Conference Treasurer.

**Distribution of Amounts on Apportionments for Conference Year  
October 1st, 1938, to October 1st, 1939.**

<b>Conference Work</b>	
Board of Missions.....	\$14,364.28
Board of Church Extension.....	2,718.49
Board of Christian Education.....	10,088.47
Conference Claimants .....	25,224.58
Conference Entertainment .....	5,040.82
Conference Expense .....	2,247.19
Conference Insurance .....	3,497.15
Baltimore Southern Methodist.....	4,658.32
Board of Lay Activities.....	464.47
	<b>\$68,303.77</b>
<b>General Work</b>	
Administrative Fund .....	\$ 7,448.79
American Bible Society.....	695.61
Assemblies .....	434.75
Board of Church Extension.....	3,999.74
Board of Christian Education.....	9,274.76
Federal Council of Churches.....	202.89
Board of Finance.....	2,765.04
Board of Lay Activities.....	1,246.30
Board of Missions.....	24,867.94
Negro Work .....	2,046.23
Theological Schools .....	3,883.80
Scarritt College .....	173.90
Youth Crusade .....	927.48
	<b>\$57,967.23</b>

**Amounts Paid by Districts on General and Conference Work Apportionments for Year—October 1st, 1938, to October 1st, 1939**

District	Apportioned	Accepted	Paid	Per Cent Acceptance Paid
Baltimore .....	\$22,474	\$18,056	\$18,056	100
Lewisburg .....	20,204	14,413	14,424	100+
Moorefield .....	16,691	9,969	9,687	97+
Roanoke .....	24,987	23,171	23,171	100
Rockingham .....	19,277	13,410	13,242	98+
Washington .....	35,430	29,424	29,530	100+
Winchester .....	23,620	18,314	18,325	100+
	<b>\$162,683</b>	<b>\$126,757</b>	<b>\$126,435</b>	<b>99+</b>

Percentage of Receipts on General and Conference Work Apportionments:

Payments on Amount of Apportionments.....	77.7%
Payments on Amount Assumed.....	99 %+

**TREASURER'S REPORT.**

Board of Finance, for the Year October 1, 1938 to September 30, 1939.

**Receipts.**

Balance from J. T. Houck, Treasurer.....	\$24,080.65
From Conference Apportionments.....	\$25,224.58
From Corporate Board of Finance.....	7,500.00
From Publishing House Dividend.....	3,725.52
From Interest on Bank Balances.....	500.00
	36,950.10
Total Receipts and Prior Balance.....	\$61,030.75

**Disbursements.**

Paid Conference Claimants.....	\$47,883.00
Paid Expenses as follows:	
C. R. Curtis, Space in Minutes.....	\$20.00
Expenses of Members Distributing Com- mittee to Richmond and Baltimore....	\$2.70
Postage, Stationery and Printing.....	15.31
One-half Expense of H. P. Baker.....	16.34
Bond Premiums .....	12.50
First National Bank—Check Books.....	5.00
	151.85
	48,034.35
Balance on Hand.....	\$12,995.90

Respectfully submitted,

C. M. STOY, Treasurer,

Board of Finance.

October 4, 1939.



**Payments to Claimants of Superannuate Fund—1939.  
Superannuates.**

Claimants	Years	Conference Board				Total
		General Board	Service @ \$17. a yr.	Emer- gency	Total Conf. Board	
/ Anderson, John A.....	39	\$80.73	\$663.00	\$200.00	\$863.00	\$943.73
/ Ballengee, W. H.....	44	91.08	748.00	.....	748.00	839.08
Beall, John W.....	39	80.73	663.00	.....	663.00	743.73
/ Blakemore, D. L. (Dec'd 3/8/39) .....	41	42.44	307.00	.....	307.00	349.44
Brown, D. M.....	..	.....	.....	200.00	200.00	200.00
Buchanan, C. H.....	42	86.94	714.00	100.00	814.00	900.94
Burr, H. Q.....	38	78.66	646.00	.....	646.00	724.66
/ Canter, H. M.....	41	84.87	697.00	.....	697.00	781.87
/ Clews, William .....	10	20.70	170.00	50.00	220.00	240.70
Collyer, C. T.....	39	80.73	663.00	.....	663.00	743.73
/ Eutsler, R. L.....	41	84.87	697.00	.....	697.00	781.87
/ Fultz, R. L.....	47	97.29	799.00	.....	799.00	896.29
Harnsberger, A. L.....	37	76.59	629.00	.....	629.00	705.59
Hawk, John C.....	34	70.38	578.00	.....	578.00	648.38
/ Hawley, James M.....	26	53.82	442.00	.....	442.00	495.82
/ Hedrick, James B.....	17	35.19	289.00	.....	289.00	324.19
/ Helmintoller, E. G.....	14	28.98	238.00	100.00	338.00	366.98
/ Henry, John B.....	23	47.61	391.00	.....	391.00	438.61
/ Heydrick, G. K.....	38	78.66	646.00	.....	646.00	724.66
/ Hildebrand, S. V.....	49	101.43	833.00	.....	833.00	934.43
Hupman, J. B.....	35	72.45	595.00	.....	595.00	667.45
Jordan, Turner A.....	26	53.82	442.00	.....	442.00	495.82
Keene, J. S. (Wife & Child)	9	18.63	153.00	300.00	453.00	471.63
Kidner, Grace D.....	33	68.31	561.00	.....	561.00	629.31
Kuhlmann, J. H.....	31	64.17	527.00	.....	527.00	591.17
/ Lambert, T. J.....	48	99.36	816.00	.....	816.00	915.36
/ Mark, C. W.....	42	86.94	714.00	.....	714.00	800.94
/ Marsh, W. H.....	41	84.87	697.00	300.00	997.00	1,081.87
/ Mays, G. R.....	48	99.36	816.00	.....	816.00	915.36
Michael, I. G.....	47	97.29	799.00	.....	799.00	896.29
/ Neel, A. A. P.....	19	39.33	323.00	.....	323.00	362.33
Parrott, B. L.....	37	76.59	629.00	.....	629.00	705.59
Pope, Jesse D. (Dec'd 5/39).	30	31.05	298.00	.....	298.00	329.05
Prettyman, F. J.....	54	111.78	918.00	.....	918.00	1,029.78
/ Regester, E. V.....	42	86.94	714.00	.....	714.00	800.94
/ Reiter, C. L.....	14	28.98	238.00	100.00	338.00	366.98
/ Roades, E. A.....	23	47.61	391.00	.....	391.00	438.61
/ Road, J. A.....	53	109.71	901.00	.....	901.00	1,010.71

Conference Board

Claimants	Years	Conference Board			Total	
		General Board	Service @ \$17. a yr.	Emergency		Total Conf. Board
Sarver, C. M.....	38	78.66	646.00	.....	724.66	
Shaw, C. H.....	12	24.84	204.00	100.00	328.84	
Sites, A. B.....	39	80.73	663.00	.....	743.73	
Smith, J. Harry.....	46	95.22	782.00	.....	877.22	
Switzer, Boyd V.....	37	76.59	629.00	.....	705.59	
Talbert, W. O.....	..	.....	.....	300.00	300.00	
Thomas, John L.....	20	41.40	340.00	.....	381.40	
Tyler, G. H. H.....	8	16.56	136.00	.....	152.56	
Weikel, M. P.....	38	78.66	646.00	.....	724.66	
Wells, J. Howard.....	45	93.15	765.00	.....	858.15	
Whitehurst, R. V.....	11	22.77	187.00	.....	209.77	
Whitesell, W. J.....	45	93.15	765.00	.....	858.15	
Wilson, H. A.....	37	76.59	629.00	.....	705.59	
Totals.....	1,667	\$3,377.21	\$27,737.00	\$1,750.00	\$29,487.00	\$32,864.21

Widows.

Conference Board

Claimants	Years	Conference Board			Total
		General Board	Service @ \$11. a yr.	Emergency	
Andrew, Mrs. J. R.....	40	\$55.20	\$440.00	.....	\$495.20
Armstrong, Mrs. A. O.....	21	28.98	231.00	.....	259.98
Atkins, Mrs. L. B.....	33	45.54	363.00	.....	408.54
Baggs, Mrs. J. F.....	20	27.60	220.00	.....	247.60
Baithis, Mrs. J. H.....	9	12.42	99.00	.....	111.42
Bishop, Mrs. H. D.....	25	34.50	275.00	.....	309.50
Bivens, Mrs. Anna B.....	21	28.98	231.00	.....	259.98
Brubaker, Mrs. E. W.....	30	41.40	330.00	.....	371.40
Bulla, Mrs. C. D.....	31	42.78	341.00	.....	383.78
Burch, Mrs. T. A.....	14	19.32	154.00	.....	173.32
Burruss, Mrs. C. C.....	2	1.38	22.00	.....	23.38
Burruss, Mrs. H. W.....	7	9.66	77.00	.....	86.66
Coe, Mrs. H. S.....	2	2.76	22.00	\$28.00	52.76
Coe, Mrs. W. P. C.....	29	40.02	319.00	.....	359.02
Collins, Mrs. G. T. D.....	44	60.72	484.00	.....	544.72
Cooper, Mrs. Thomas.....	38	52.44	418.00	.....	470.44
Corron, Mrs. J. R.....	7	9.66	77.00	48.00	134.66
Cox, Mrs. S. K.....	16	22.08	176.00	.....	198.08
Davidson, Mrs. J. H.....	4	5.52	44.00	.....	49.52
Duffey, Mrs. J. W.....	49	67.62	539.00	.....	606.62
Early, Mrs. W. C.....	16	22.08	176.00	.....	198.08

## Conference Board

Claimants	Years	Conference Board			Total	
		General Board	Service @ \$11. a yr.	Emergency		Total Conf. Board
Echols, Mrs. Geo. H.....	31	42.78	341.00	.....	341.00	383.78
Ellmore, Mrs. M. D.....	12	16.56	132.00	.....	132.00	148.56
Eutsler, Mrs. D. F.....	41	56.58	451.00	.....	451.00	507.58
Gaines, Mrs. F. A.....	13	17.94	143.00	.....	143.00	160.94
Gaither, Mrs. G. W.....	26	35.88	286.00	.....	286.00	321.88
Greene, Mrs. S. H.....	4	5.52	44.00	6.00	50.00	55.52
Griffith, Mrs. F. T.....	20	27.60	220.00	.....	220.00	247.60
Grimes, Mrs. J. B.....	14	19.32	154.00	.....	154.00	173.32
Hammond, Mrs. W. S.....	41	56.58	451.00	.....	451.00	507.58
Hammond, Mrs. L.....	3	4.14	33.00	67.00	100.00	104.14
Hammond, Mrs. F. E.....	22	30.36	242.00	.....	242.00	276.36
Hammond, Mrs. Wesley....	8	11.04	88.00	62.00	150.00	161.04
Hardesty, Mrs. W. R.....	27	37.26	297.00	53.00	350.00	387.26
Henderson, Mrs. J. L.....	27	37.26	297.00	.....	297.00	334.26
Henry, Mrs. W. E.....	2	2.76	22.00	.....	22.00	24.76
Hout, Mrs. H. L.....	39	53.82	429.00	.....	429.00	482.82
Jacobs, Mrs. J. R.....	31	42.78	341.00	.....	341.00	383.78
Jones, Mrs. J. C.....	2	2.76	22.00	78.00	100.00	102.76
Kern, Mrs. D. H.....	25	34.50	275.00	.....	275.00	309.50
Kibler, Mrs. J. L.....	35	48.30	385.00	.....	385.00	433.30
Knox, Mrs. Absalom.....	18	24.84	198.00	.....	198.00	222.84
Light, Mrs. J. H.....	36	49.68	396.00	100.00	496.00	545.68
Locke, Mrs. W. F.....	45	62.10	495.00	.....	495.00	557.10
Long, Mrs. M. M.....	7	9.66	77.00	23.00	100.00	109.66
Lowance, Mrs. W. F.....	23	31.74	253.00	.....	253.00	284.74
Lowance, Mrs. L. L.....	25	34.50	275.00	.....	275.00	309.50
Lusby, Mrs. O. W.....	24	33.12	264.00	.....	264.00	297.12
Melville, Mrs. William....	21	28.98	231.00	.....	231.00	259.98
Myerly, Mrs. H. L.....	30	41.40	330.00	.....	330.00	371.40
Pope, Mrs. Jesse D. (5/1/39)	29	.....	133.00	.....	133.00	133.00
Roane, Mrs. H. M.....	19	26.22	209.00	.....	209.00	235.22
Ryder, Mrs. Isaac.....	23	31.74	253.00	100.00	353.00	384.74
Smith, Mrs. W. C.....	4	5.52	44.00	.....	44.00	49.52
Smith, Mrs. W. L.....	24	33.12	264.00	.....	264.00	297.12
Snead, Mrs. S. R.....	1	1.38	11.00	.....	11.00	12.38
Stephens, Mrs. H. L.....	41	56.58	451.00	.....	451.00	507.58
Stevens, Mrs. William....	41	56.58	451.00	.....	451.00	507.58
Strickler, Mrs. H. M.....	15	20.70	165.00	.....	165.00	185.70
Strother, Mrs. Alice H....	5	6.90	55.00	.....	55.00	61.90
Stump, Mrs. C. W.....	17	23.46	187.00	.....	187.00	210.46
Stump, Mrs. J. P.....	2	2.76	22.00	53.00	75.00	77.76
Tyler, Mrs. Geo. T.....	45	62.10	495.00	.....	495.00	557.10

Claimants	Years	Conference Board				Total
		General Board	Service @ \$11. a yr.	Emergency	Total Conf. Board	
Vandiver, Mrs. E. G.....	6	8.28	66.00	34.00	100.00	108.28
Waters, Mrs. B. W.....	4	5.52	44.00	46.00	90.00	95.52
Wheeler, Mrs. R. M.....	47	64.86	517.00	.....	517.00	581.86
Wheeler, Mrs. V. W.....	21	28.98	231.00	100.00	331.00	359.98
White, Mrs. G. Dorsey.....	42	57.96	462.00	.....	462.00	519.96
White, Mrs. W. W.....	16	22.08	176.00	.....	176.00	198.08
Wolff, Mrs. J. H.....	28	38.64	308.00	.....	308.00	346.64
Woolf, Mrs. W. H.....	29	40.02	319.00	.....	319.00	359.02
Totals.....	1,569	\$2,123.82	\$17,073.00	\$716.00	\$17,871.00	\$19,994.92

**Orphans**

Name	Age	Amount
Corron, Evelyn .....	14	\$75.00
Corron, Helen .....	12	75.00
Corron, Jesse .....	7	75.00
Early, Laress .....	18	75.00
Echols, Warren C.....	15	75.00
Hardesty, Anne L.....	18	75.00
Rice, Newton H.....	9	75.00
Total.....		\$525.00

**REPORT OF THE BOARD OF CHRISTIAN EDUCATION.**

The work of Christian Education as embodied in the recommendations of the Board and as adopted by the last session of our Annual Conference at Harrisonburg, Virginia, has been effectively carried out under the leadership of our Executive Secretary, Dr. H. H. Sherman, and his staff, Rev. C. A. York, Misses Virginia Henry and Martha E. Bennett.

District Institutes and Conferences were held in every district where all phases of the work of Christian Education were presented. The usual number of training schools were held with over 2,000 credits issued. The Conference Training School at Front Royal, while smaller than last year, was of the usual high order. In connection with this School a Children's Institute was conducted reaching leaders in this field from every part of the Conference. An Adult Assembly, under the leadership of Claude Evans, Roanoke, Va., and Walter Graham, Washington, D. C., held the closing week of the



Pastors' Training School, reached over 150 Younger Adults. The Intermediate and Young People's Assemblies as reported by our Director of Young People's Work show a combined attendance of over 700. 426 credits were issued in the Young People's Assembly. A Young People's Leadership Conference provided training for 18 persons from our Conference with representatives from each district. District camps were held in all but one district with a total attendance of 1,150. Eleven local or union Epworth Training Conferences were held with an increased enrollment over last year of 59 and a total of 421 credits issued.

Miss Henry's report indicates that the Youth Crusade has given increased momentum to our Young People's Work and that Crusade Caravans will be carried over into next year.

Childhood and Youth Week was observed in a large number of the charges of the Conference. A total of 154 vacation church schools has been reported with a combined enrollment of 8,689.

Surveys have been conducted in a number of the unchurched and underchurched areas of the Conference to discover what should be and can be done to improve our rural situation. Adequate support of our extension program through the Home and Foreign Missionary Enterprise will help greatly in this field that has in the past furnished so much of the Church's leadership.

The Executive Committee of the Board of Christian Education appointed representatives of the Board residing in the areas of the new Baltimore Conference, the new Virginia Conference, and the new West Virginia Conference, to serve on joint commissions from the Methodist Episcopal and the Methodist Protestant Churches from those sections to make plans for union, and to conserve the values which have been found in our program of Christian Education. Those plans and recommendations are to be handed to the new Conference Boards of Christian Education of the Conferences already mentioned.

The Board suggests that Randolph-Macon College be represented in the askings of the new Virginia Conference Board of Christian Education.

Respectfully submitted,

R. K. NEVITT, President,  
C. L. FOSSETT, Secretary.

## FINANCIAL REPORT—BOARD OF CHRISTIAN EDUCATION.

October 16, 1938 to October 24, 1939.

## I. GENERAL FUND—

## Receipts:

Balance, October 15, 1938.....	\$7,606.90	
Balance, Young People's and Extension..	1,107.19	
Budget, J. T. Houck, Treas.....	5,980.00	
Church School Day Offerings.....	1,742.44	
Rent and Sale of Books.....	191.29	
W. E. Hogan, Treas., 40% Refund.....	3,030.70	
Interest on Savings Account.....	142.64	
Miscellaneous . . . . .	170.66	
		<u>\$19,971.82</u>

## Disbursements:

Exec. Secretary, Salary and House Rent.	\$4,062.50	
Executive Secretary, Travel . . . . .	254.17	
Ext. Secretary, Salary and House Rent..	2,860.00	
Extension Secretary, Travel . . . . .	454.22	
Salary, Director Young People's Work...	\$12.50	
Travel, Director Young People's Work...	278.54	
Other Young People's Work.....	75.00	
Salary, Director Children's Work.....	975.00	
Travel, Director Children's Work.....	247.65	
Other Children's Work . . . . .	135.75	
Honoraria for Training Schools.....	519.00	
Office Expenses . . . . .	1,971.32	
Adult Work . . . . .	200.19	
Conference Training School . . . . .	200.00	
Whitmore & Smith, Books, etc.....	185.89	
Randolph-Macon College Special.....	1,000.00	
General Conference Expense Fund.....	229.29	
Ministerial Training, Francis Asbury Bd.	1,875.00	
Board and Committee Meetings.....	203.79	
Miscellaneous. . . . .	60.54	
		<u>16,600.35</u>
Balance.....*		<u>\$3,371.47</u>

## II. MINISTERIAL TRAINING—

## Receipts:

Balance, October 15, 1938.....	\$1,649.54	
From Conference Budget . . . . .	372.47	
Repayments. . . . .	864.32	
Karnes and Bowman Funds.....	947.50	
Special Contributions . . . . .	70.00	
		<u>\$3,903.83</u>

## Disbursements:

Scholarships, Pastors' School . . . . .	\$130.00	
Ministerial Students, 1938-39 and 1939...	3,531.00	
Committee Meetings . . . . .	74.10	
Check to Francis Asbury Treasurer.....	168.73	
		<u>3,903.83</u>

**III. HOME AND FOREIGN MISSIONARY ENTERPRISE—****Receipts:**

Balance, October 15, 1938.....	\$1,015.65
Fourth Sunday Offerings .....	3,597.11
Young People's Offerings.....	2,692.20
Young People's Special Thank Offering..	271.82
Mt. Vernon Special .....	1,000.00

8,576.78

**Disbursements:**

To W. E. Hogan, Treas.....	\$7,576.78
To J. F. Rawls, Treas.....	1,000.00

8,576.78

**IV. SCHOOLS AND COLLEGES—****Receipts:**

Budget for Randolph-Macon College.....	\$3,736.00
--	------------

**Disbursements:**

Checks to Randolph-Macon College.....	3,736.00
---------------------------------------	----------

**REPORT OF THE BOARD OF FINANCE.**

In making our last report to the Baltimore Conference M. E. Church, South, we wish to say that whatever contributions we have made in personal service to the superannuates and widows of our Conference, has been done with great pleasure. Our only regret is that we have not, because of lack of funds, been able to render greater material aid to those who deserve it so much.

Your Board is allowing \$17.00 per service year for the superannuates, which together with the \$2.13 per service year received by them from the General Board, makes a total of \$19.13 per service year. To the widows an allowance of \$11.00 per service year is made, which together with the \$1.42 per service year from the General Board, makes a total of \$12.42 per service year.

Beside the amount received from the Conference Claimants apportionments, the following amounts have been received from other sources: Corporate Board of Finance, \$7,500.00; Publishing House, \$3,725.52; and from the General Board of Finance, \$2,600.73. The last named amount is not yet in the hands of the Treasurer.

**Conference Insurance.**

Rev. H. P. Baker, Conference Insurance Agent, has reported that satisfactory arrangements have been made with the Insurance Companies whereby all the preachers now insured in the Baltimore Conference, excepting those in the new West Virginia Conference, will be able to continue their insurance. The Board recommends that the expenses incurred by the Baltimore Conference Committee on Insurance to make the above arrangements be paid out of the general expense fund of the Conference.

### Distributing Committee.

The Uniting Conference provided for a Distributing Committee to be set up in each Annual Conference to be merged after Unification, to be composed of three members appointed by the Conference at its session immediately succeeding the Uniting Conference, to act jointly with similar committees of three members each from the other Conference or Conferences having an interest in the merger of such Annual Conference; said Joint Committee to have power to allocate the Conference Claimants and the distributable assets of the Conference to be merged. See Par. 1312 of the 1939 Discipline.

Appreciating the difficulties of satisfactorily allocating the Claimants of the Baltimore Conference, the chairman of the Virginia and Baltimore Conferences Boards of Finance, by agreement, appeared before Bishop Peele and the District Superintendents of the Virginia and Baltimore Conferences in Richmond, June 22nd, and requested that Distributing Committees for the above Conferences be set up at once, subject to confirmation by the two Conferences. The request was granted.

Subsequently the Distributing Committee of the Baltimore Conference had a meeting in Richmond with the Distributing Committee of the Virginia Conference, and a meeting with similar committees from the M. E. and M. P. Conferences, interested in the merger, in Baltimore. After full and free discussion, in an effort to establish a basis for allocating the Claimants of the Baltimore Conference, which would be fair and just to all, the following resolution was adopted:

"The allocation of Conference Claimants shall be on the basis of the present residence for those who now reside in the territory of the Conferences represented on this Committee, or which are entitled to be represented on this Committee; and the allocation of Conference Claimants who are now living outside of the territory of these Conferences shall be on the basis of Conference territory served at the time of super-annuation."

With reference to the distributable assets of the Conferences to be merged, the following resolution has been proposed by the special committee from the Distributing Committee:

"In every instance when active ministers and Conference Claimants of a Conference prior to Methodist Unification are to be divided among two or more Conferences to be formed in pursuance of the action of the Uniting Conference, the assets and income held for the benefit of Conference Claimants by the Conference divided, shall be paid over, transferred, conveyed or assigned to the new Conference to be formed in the proportion that the total service and annuity years of the active ministers and Conference Claimants transferred to each new Conference bears to the total service and annuity years of the active ministers and Conference Claimants now on the rolls of the Conference about to be divided as above."



Your Distributing Committee wishes to report that everything possible is being done to protect and safeguard the interests of the Claimants of the Baltimore Conference. All the problems have not yet been solved, but we are hopeful that they will be, and to the satisfaction of all concerned. Be patient, for it may be a year or more before all adjustments can be made in this transition period through which we are passing.

Since it appears that the new Baltimore Conference and the other Conferences interested in the merger of the Baltimore Conference M. E. Church, South, are not making the same provision for the payment of the annuities of the Claimants coming to them from the Baltimore Conference M. E. Church, South, until after June, 1940—we, therefore, request this Conference to continue the Board of Finance and that all active ministers serving charges within the bounds of the old Baltimore Conference territory be authorized to remit to C. M. Stoy, Treasurer, that portion of the benevolences collected by them for the Conference Claimants, which is 37%, and that C. M. Stoy be authorized to continue to pay the annuities of the Claimants of the Baltimore Conference until satisfactory adjustments have been made with all Conferences receiving Claimants from the old Baltimore Conference.

T. M. SWANN, Chairman,  
E. A. LAMBERT, Secretary.

**REPORT OF DISTRIBUTING COMMITTEE  
FROM THE BALTIMORE CONFERENCE, SOUTH  
to the New Baltimore Conference**

SUPERANNUATES

Beall, John W.....	39	Prettyman, F. J.....	54
Best, W. H.....	43	Register, E. V.....	42
Clews, William .....	10	Shaw, C. H.....	12
Dulaney, S. J. L.....	32	Tyler, F. A.....	42
Hawk, John C.....	34	Wells, J. Howard.....	45
Lambert, T. J.....	48	York, J. M.....	49
Mays, G. R.....	48		

13 Ministers—498 Years

WIDOWS

Andrews, Mrs. J. R.....	40	Hardesty, Mrs. W. R.....	27
Armstrong, Mrs. A. O.....	21	Henry, Mrs. W. E.....	2
Atkins, Mrs. L. B.....	33	Hout, Mrs. H. L.....	39
Baggs, Mrs. J. F.....	20	Kibler, Mrs. J. L.....	35
Bivens, Mrs. Anna B.....	21	Knox, Mrs. Absalom.....	18
Burruss, Mrs. C. C.....	2	Lusby, Mrs. O. W.....	24
Collins, Mrs. G. T. D.....	44	Smith, Mrs. W. L.....	24
Duffey, Mrs. J. W.....	49	Stevens, Mrs. Wm.....	41
Early, Mrs. W. C.....	16	Strother, Mrs. Alice H.....	5
Ellmore, Mrs. M. D.....	12	White, Mrs. W. W.....	16
Gaines, Mrs. F. A.....	13	Wolf, Mrs. J. H.....	28
Griffith, Mrs. F. T.....	20	Woolf, Mrs. W. H.....	29

23 Widows—579 Years

To the West Virginia Conference

SUPERANNUATES

Buchanan, C. H.....	42	Neel, A. A. P.....	19
Kidner, Gracen D.....	33	Thomas, John L.....	20
Michael, I. G.....	47		

5 Ministers—161 Years

WIDOWS

Corron, Mrs. J. R.....	7	Hammond, Mrs. Wesley....	8
Echols, Mrs. Geo. H.....	31	Stump, Mrs. C. W.....	17
Grimes, Mrs. J. B.....	14	Pope, Mrs. Jesse D.....	29

6 Widows—106 Years

To the Peninsula Conference

SUPERANNUATES

Reiter, C. L.....	14	Rood, J. A.....	53
-------------------	----	-----------------	----

2 Ministers—67 Years

WIDOWS

Melville, Mrs. Wm.....	21	Smith, Mrs. W. C.....	4
------------------------	----	-----------------------	---

2 Widows—25 Years

To the Virginia Conference

SUPERANNUATES

Anderson, J. A.....	39	Keene, J. S.....	9
Ballengee, W. H.....	44	Kuhlmann, J. H.....	31
Brown, D. M.....	46	Mark, C. W.....	42
Burr, H. Q.....	38	Marsh, Wm. H.....	41
Canter, H. M.....	41	Parrott, B. L.....	37
Collyer, C. T.....	39	Roades, E. A.....	23
Eutsler, R. L.....	41	Sarver, C. M.....	38
Fultz, R. L.....	47	Sites, A. B.....	39
Harnsberger, H. L.....	47	Smith, J. Harry.....	46
Hawley, James M.....	26	Switzer, Boyd T.....	37
Hedrick, James B.....	17	Talbert, W. O.....	31
Henry, John B.....	23	Tyler, G. H. H.....	8
Helmintoller, E. G.....	14	Weikel, M. P.....	38
Heydrick, G. K.....	38	Whitehurst, R. V.....	11
Hildebrand, S. V.....	49	Whitesell, W. J.....	45
Hupman, J. B.....	35	Wilson, H. A.....	37
Jordan, Turner A.....	26		

33 Ministers—1,113 Years

## WIDOWS

Balthis, Mrs. J. H.....	9	Kern, Mrs. D. H.....	25
Bishop, Mrs. N. D.....	25	Light, Mrs. J. H.....	36
Brubaker, Mrs. E. W.....	30	Locke, Mrs. W. F.....	45
Bulla, Mrs. C. D.....	31	Long, Mrs. M. M.....	7
Burch, Mrs. T. A.....	14	Lowance, Mrs. L. L.....	25
Burruss, Mrs. H. W.....	7	Lowance, Mrs. W. F.....	23
Coe, Mrs. H. S.....	2	Myerly, Mrs. H. L.....	30
Coe, Mrs. W. P. C.....	29	Roane, Mrs. H. M.....	19
Cooper, Mrs. Thomas.....	38	Ryder, Mrs. Isaac.....	23
Cox, Mrs. S. K.....	16	Snead, Mrs. S. R.....	1
Davidson, Mrs. J. H.....	4	Stephens, Mrs. H. I.....	41
Eutsler, Mrs. D. F.....	41	Strickler, Mrs. H. M.....	15
Gaither, Mrs. G. W.....	26	Stump, Mrs. J. P.....	2
Greene, Mrs. S. H.....	4	Tyler, Mrs. G. T.....	45
Hammond, Mrs. W. S.....	41	Vandiver, Mrs. E. G.....	6
Hammond, Mrs. L.....	3	Waters, Mrs. B. W.....	4
Hammond, Mrs. F. E.....	22	Wheeler, Mrs. R. M.....	47
Henderson, Mrs. J. L.....	27	Wheeler, Mrs. V. W.....	21
Jacobs, Mrs. J. R.....	31	White, Mrs. G. Dorsey.....	42
Jones, Mrs. J. C.....	2		

40 Widows—859 Years

## REPORT OF BOARD OF CHRISTIAN LITERATURE.

The printed word is the most powerful weapon known to man. Today the whole world is being bombarded with printed propaganda. With it empires are swayed in their course for the salvation or destruction of their people. Never has there been such a demand for the truth as in this hour. If the Church does not provide it, she fails in one of her most important functions.

The report of our Publishing House shows an alertness to this opportunity. Through the years the volume of business has increased many fold until today Christian literature leaves her plants by the car loads. The Upper Room circles the globe, and the World Outlook gets world attention as a missionary voice, while Sunday School literature flows like a mighty stream to quench the human thirst for things eternal. The Christian Advocate is the equal of any general church paper. It is to be deplored that it does not have a wider circulation.

Our own Baltimore Southern Methodist with a glorious past joins forces with the Richmond Christian Advocate to become the new conference organ. A vote of thanks is due Dr. F. M. Richardson and Miss Maude Hodges for the high type of conference paper they have given us. It was truly a conference organ. Through their efforts a debt has been lifted and the physical appearance improved and the spiritual tone has been kept on a high plane. This is evidenced by the fact that only 285 subscribers have been lost during this year of transition and the past several weeks have been the best financially that the paper

has had for years. The endowment fund for a conference organ continues to grow.

The Board of Christian Literature formulated and passed the following resolutions:

First. That we recommend to the New Virginia Conference that it memorialize the coming General Conference to continue a Board of Christian Literature in each of the several Conferences of Methodism.

Second. That it is the sense of this body and we trust will become the sense of the new Virginia Conference that annual conference organs be continued throughout the Church as being one of the most effective methods of promoting the local interests of the Church and at the same time getting before our people the general programs of Methodism.

JAMES A. JOHNSON, Chairman,

JESSE W. RICHARDS, Secretary.

---

#### REPORT OF THE BOARD OF CHURCH EXTENSION.

Your Conference Board of Church Extension has made a careful study of the report of the General Secretary, Rev. T. D. Ellis, D.D. In his report he emphasizes the fact that the reduced amount received from Benevolences in recent years and the increased demand for aid for embarrassed and burdened churches have caused a great reduction in the amount the General Board has to grant in donations. This means that it is impossible for the Board to make as many or as generous donations as in the past. We desire to express to the General Board of Church Extension our great appreciation for the number of times it has come to our relief and for the valuable service rendered.

During the year your local Board has made a loan of \$4,500.00 from the Conference Loan Fund to our church at Manassas, Va.

We had before us applications for donations amounting to \$5,150.00. Some of these applications did not give sufficient information for us to consider them. The Board received from the treasurer of the Conference \$2,718.49 for distribution. After very careful consideration this amount has been appropriated to the churches named in the report of the secretary-treasurer.

We call the attention of the Conference to the following:

First. Though we are working under the laws governing the new Methodist Church all applications to both the General and Conference Boards should be made as in the past.

Second. We note with interest that the services of Rev. B. L. Pool, D.D., and Rev. W. V. Copper, D.D., of the Division of Finance, are available for churches that need advice or help in organizing for the payment of debts.



Third. That we insist that all questions in the application blanks be fully answered.

Fourth. We request that the Executive Committee be given authority to adjust any matters incident to closing up the work of the Board.

Fifth. Mr. A. W. Mears has for more than thirty years been the secretary-treasurer of this Board. During this time he has given of his means and rendered efficient and faithful service. We desire to record our gratitude to him.

C. M. HESSER, Chairman,

A. W. MEARS, Secretary.

#### BOARD OF CHURCH EXTENSION—APPROPRIATIONS

St. Paul, Washington.....	(Conditional)	\$ 300.00
Bethesda, Md. ....	(Conditional)	300.00
Brunswick, Md. ....	(Conditional)	150.00
Basic, Waynesboro, Va. ....	(Conditional)	200.00
Oakland, W. Va. ....	(Conditional)	150.00
Calvary, Ridgeley, W. Va.....	(Conditional)	150.00
Romney, W. Va.....	(Conditional)	300.00
South Roanoke, Roanoke, Va.....	(Conditional)	300.00
Ronceverte, W. Va.....	(Conditional)	250.00
Epworth, Covington, Va. ....	(Conditional)	200.00
Miller Memorial, Belle Point, W. Va.....	(Conditional)	200.00
		\$2,500.00

A. W. MEARS, Treasurer.

#### REPORT OF THE BIBLE BOARD.

For years the Methodist Episcopal Church, South, has, in some measure, supported the American Bible Society in the highly important work of translating, publishing and distributing the Holy Scriptures. Our contribution for 1938 was \$12,144.00 which was \$1,131.00 less than 1937. When we break this down to membership and Churches it appears indeed small. In 1938 our gift was \$4.87 per 1,000 members 13 years of age and over, or 75c per Church.

The American Bible Society is doing a wonderful work. In 1938 a total of more than 6,970,000 volumes of Bibles, Testaments and Gospels and other portions were distributed. Chaplains of the C. C. C. Camps drew from the Society 40,501 Testaments for the use of their men; a total of 250,236 since the camps first opened in 1933.

GENERAL COMMISSION ON ARCHIVES & HISTORY  
THE UNITED METHODIST CHURCH

New translations published include the Otetela (o-teh-tay-la) New Testament for the Belgian Congo; the Quechua (keetch-oo-a) St. Luke for Ecuador, and the revised Bible in Cebuan (say-boo-an) in the Philippines. Others were on the press and in process of translation and revision. A letter from Dr. Eric M. North, General Secretary of the Society says: "You will be interested to know that the Otetala New Testament referred to in the report was published by the Society for the Congo Mission of the Southern Church. The manufacturing cost per copy was about \$1.10; the return from sales will be less than 30c a copy because of the economic condition of the natives. The Society meets the difference and finances the whole process."

### Resolutions

Your Board respectfully presents the following resolutions:

WHEREAS, the spread of the Gospel by means of the distribution of the Holy Scriptures is a responsibility of the Christian Church, and whereas the American Bible Society is the agency of the American Churches in extending God's Kingdom by this means, be it resolved:

First: That the Baltimore Conference of the Methodist Episcopal Church, South, in its final session, again endorses the work of the American Bible Society and commends it to the pastors and people of the Methodist Church for the continuation of informed and prayerful support that the Gospel of our Lord may be brought to the hungry multitudes.

Second: That the widespread observance of Bible Sunday on December 10 be encouraged that our people may be stirred afresh to appreciation and use of the Bible as the guide of national and personal life.

Respectfully submitted,

LEE H. RICHCREEK, President,  
F. L. MORRISON, Secretary.

---

### REPORT No. 1—BOARD OF MISSIONS.

Your Board of Missions presents this final report for your adoption.

Through the years that have passed the work of seeking to extend the Kingdom of our Lord by increasing the interest of our people in the missionary opportunity of our Church, and in supplementing the support of our underpaid brethren, has been a labor of love.

All appropriations made for 1938-1939 have been paid in full.

Unanimously we have adopted and ask your approval of the following:

I. We accept, approve and through our Treasurer shall pay all the requests of our District Superintendents made for 1939-1940. They amount to \$21,120 (\$1,000 more than last year).

II. Where a Conference year is less than twelve months any unexpended balance from this appropriation in that Conference shall be turned over to the Treasurer of the Board of Missions in that Conference.

III. We ask each Conference into which our brethren go to accept this arrangement and the appropriations which follow:

#### Baltimore District

Annapolis .....	\$80
Asbury .....	50
Church Hill-Millington ...	100
Clarksburg .....	300
Ferndale-Pasadena .....	150
Frederick City .....	300
Freedom .....	240
Goldsboro .....	100
Goshen-Emory .....	300
Howard .....	200
Mt. Airy .....	200
Mt. Oak .....	200
Patuxent-Odenton-Jessup..	150
Sudbrook .....	200
Queen Anne .....	100
Reisterstown .....	150
Royal Oak-Trappe .....	150
	<hr/>
	\$2,970

#### Lewisburg District

Alvon .....	\$200
Blue Sulphur .....	200
Callaghans .....	200
S. Covington-Iron Gate...	450
Durbin .....	200
Frankford-Renick .....	200
Greenville .....	250
Huntersville .....	500
Paint Bank .....	250
Peterstown .....	300
Richlands .....	200
Selma .....	300
Williamsburg .....	200
	<hr/>
	\$3,450

#### Moorefield District

Baker .....	\$450
Burlington .....	100
Capon Bridge .....	300
Elk Garden .....	200

Fort Ashby .....	350
Gainsboro .....	350
Hampshire .....	200
Hardy .....	250
Highland .....	80
McDowell .....	250
Morgan .....	200
Petersburg .....	250
Piedmont .....	200
Ridgeley .....	200
Springfield-Augusta .....	300
Wardensville .....	350
	<hr/>
	\$4,030

#### Roanoke District

Cambria .....	\$400
Catawba .....	400
Fincastle .....	100
New Castle .....	100
Rockbridge .....	100
Fairview .....	300
Grace .....	400
Roanoke Circuit .....	200
Villa Heights .....	300
	<hr/>
	\$2,300

#### Rockingham District

Basic .....	\$300
Bath .....	250
Blue Ridge .....	500
Collierstown .....	300
Fairfield .....	300
Goshen-Craigsville .....	100
Highland .....	150
New Hope .....	325
Page-Stanley .....	200
Port Republic .....	400
Rockbridge Baths .....	300
Shenandoah .....	50
	<hr/>
	\$3,175

REPRODUCED BY PERMISSION OF ARCHIVES & HISTORICAL SOCIETY OF THE UNITED METHODIST CHURCH

<b>Washington District</b>	
Central .....	\$120
Colesville .....	120
Chesterbrook-Langley (Em.) .....	200
Dumfries .....	275
East Fairfax .....	175
Herndon .....	80
Nokesville .....	450
Potomac .....	300
Sterling .....	200
Sudley .....	250
	<hr/>
	\$2,170

<b>Winchester District</b>	
Brunswick .....	\$350
Linden .....	300
Middletown .....	75

Montague Ave. ....	700
Mt. Jackson .....	300
Shenandale .....	475
Shenandoah Junction ...	275
Toms Brook .....	300
Warren-Riverton .....	100
White Post .....	150
	<hr/>
	\$3,025

**Recapitulation**

Baltimore District .....	\$2,970
Lewisburg District .....	3,450
Moorefield District .....	4,030
Roanoke District .....	2,300
Rockingham District ...	3,175
Washington District ...	2,170
Winchester District .....	3,025
	<hr/>
	\$21,120

IV. We will divide all our remaining resources on the dual basis estimated from the 1938 Minutes of this Conference.

V. According to our calculations the following scale of divisions to our successor Conferences would obtain:

Baltimore .....	.3069
Peninsula. . . . .	.0176
Pittsburg . . . . .	.0026
Virginia. . . . .	.4820
West Virginia .....	.1466
Temporary Reserve for later distribution....	.0443
	<hr/>
	1.0000

All other matters shall be left with the officers of this corporation.

Dr. W. H. Best and Dr. S. K. Cockrell are appointed the Auditing Committee.

Officers of this Board are asked to continue until final liquidation of the corporation and the surrender of the charter.

Respectfully submitted,

JOHN PAUL TYLER, President,  
RAYMOND MUSSER, Secretary.

**REPORT No. 2—BOARD OF MISSIONS.**

Upon request of a resolution presented and referred to the records of this Conference, we, the Conference Board of Missions, nominate the following to a Board of Church Extension to act in the interim



REPORTS.  
 between the adjournment of this Conference and the General Conference of May, 1940:  
 C. L. DeLong  
 John Paul Tyler

R. E. Musser  
 W. F. Hummer

R. L. Durham  
 Respectfully submitted,

JOHN PAUL TYLER, President.  
 R. E. MUSSER, Secretary.

REPORT OF TREASURER OF THE CONFERENCE BOARD OF MISSIONS, 1938-1939.

Receipts.		
From Conference Treasurer.....	\$14,364.28	
Interest .....	1,013.99	\$15,378.27

Disbursements.		
Appropriation to Conference Training School....	\$ 200.00	
Expenses of President and Conference Missionary Secretary to Missionary Council .....	188.54	
Expenses of Missionary Institutes.....	26.50	
Allowance to District Missionary Secretaries.....	100.00	
Expenses of Conference Board of Missions.....	136.38	
Expenses of Commission on Evangelism.....	82.50	
Space in Conference Minutes.....	12.50	
Premium on Treasurer's Bond.....	100.00	
		\$ 846.42

Conference Missions:		
Baltimore District .....	\$3,350.00	
Lewisburg District .....	3,450.00	
Moorefield District .....	3,900.00	
Roanoke District .....	1,800.00	
Rockingham District .....	2,500.00	
Washington District .....	2,070.00	
Winchester District .....	3,050.00	
		20,120.00
		20,966.42

Deficit.....	\$ 5,588.15
Balance in Reserve Fund.....	\$ 38,543.38
Less 1938-1939 Deficit.....	5,588.15
Balance.....	\$ 32,955.23

Respectfully submitted,  
 R. G. MOWBRAY, Treasurer.

Adult Auxiliary  
 Young Women  
 Life Members  
 honorary  
 Total amount

Subscriber  
 Adult Missions  
 Members  
 Bible Study  
 Member

Auxiliary  
 Auxiliary  
 Auxiliary  
 Office  
 Various

OF THE WOMAN'S MISSIONARY SOCIETY  
THE BALTIMORE CONFERENCE.

(July 1, 1938—July 1, 1939.)

ORGANIZATIONS AND FINANCES.

ies, 280; adult members, 9,714.  
's Circles, 66; members, 1,310.  
, adult, 118; babies, 56; junior, 2; memorial, 10;  
, 4.  
t sent Woman's Missionary Council, \$38,117.63.

LITERATURE AND STUDY.

rs to "World Outlook", 2,325.  
ssion Study Classes, 323.  
of Mission Study Classes, 4,874.  
udy Classes, 181.  
rs of Bible Study Classes, 4,545.

OTHER ACTIVITIES.

aries reporting activities under the Christian Social Relations  
Department, 128.  
iliaries attaining the Efficiency Aim, 26.  
xiliaries observing the Week of Prayer, 230.  
tering for the Week of Prayer, \$3,852.92.  
alue of Donations sent through Supply Department, \$3,901.55.

SPECIALS SUPPORTED.

Six Bible Women at \$120.00 each.  
Five Scholarships at \$40.00 each.  
Six Budget Specials, \$440.00.

HOME AND FOREIGN MISSIONARIES FROM OUR CONFERENCE

Home:

Deaconess Margaret Young, Centenary College, Nashville  
Deaconess Birdie Reynolds, Wesley House, Memphis, Ten  
Deaconess Roma Cupp, Bethlehem House, Memphis, Ten  
Miss Amy Shipley (employed worker), Mexican Work,  
District, Texas.

Foreign:

Miss Ruth E. Byerly, Villa Frontera, Coah, Mexico.  
Miss M. Elston Rowland, R. N., en route to Won  
Wonsan, Korea.

Miss Kathryn Eye, R. N., en route to Congo Belge, Africa.  
 Miss Grace Armstrong, en route to China.  
 Miss Myrtle Zicafoose, Minga Station, Congo Belge, Africa.  
 Miss Betty Alt, Wonsan Hospital, Wonsan, Korea.  
 Miss Virginia Payne Neel, Colegio Bennett, Rio de Janeiro, Brazil.

Students at Scarritt College:

Miss Frances Allen, Winchester District.  
 Miss Edith Forbes, Roanoke District.

MRS. W. H. BALLENGEE, President.

MRS. IDA R. GROOVER, Conference Secretary.

---

The following resolution was unanimously adopted by the Executive Committee of the Woman's Missionary Society of the Baltimore Conference in session at Monterey, Virginia, September 21, 1939, and ordered to be placed in the annual report of the Woman's Missionary Society to the Baltimore Annual Conference to be sent to each District Superintendent, to the Conference Lay Leader, each District Lay Leader, each Assistant Lay Leader, and each Lay Delegate elected to the new Baltimore, new Virginia, and Peninsula Conferences:

WHEREAS, women by legislation have equal laity rights with men, and

WHEREAS, in the twenty years since this legislation was enacted, it has been overlooked in practice, and

WHEREAS, we are now entering upon a new era in Methodism; therefore, be it

RESOLVED, that women be granted a more adequate representation

1. As delegates to the 1940, and succeeding, General, Jurisdictional and Annual Conferences.
2. As members of the various boards in Annual Conferences.

MRS. W. H. BALLENGEE, President.

MRS. S. R. NEEL, Secretary.

MRS. E. L. WOOLF, Chairman.

Committee on Status of Women.

**REPORT OF THE BOARD OF LAY ACTIVITIES OF THE  
BALTIMORE ANNUAL CONFERENCE****Roanoke, Virginia, October 3, 1939.****ANNUAL REPORT.**

In spite of the fact that several of the districts are confused by the change in boundaries and the difficulties of administration attendant thereto, all of them report a continuation of interest in lay work and most of them indicate greater activity in all of their projects with gratifying results for the year.

The two West Virginia Districts, though the most difficult to reach, have responded nobly and are organized for continued service in the new West Virginia Conference. The Washington District has stressed the training of stewards and officials in stewards' meetings, institutes, and at District Conference. It is one of the best organized districts in the Conference. The Baltimore District has emphasized "A Sound Financial Plan for Every Charge" to the gratification of many of the pastors and the presiding elder. The Winchester District has interested itself primarily in men's work and boys' work. In the Rockingham District both a financial plan and evangelism have been the program, while the Roanoke District has laid its major emphasis on evangelism. In all of the districts the whole program has ever been before the District Leader and laymen with remarkable success.

Thousands of miles have been travelled by these men, practically all at their own expense, set-up meetings, stewards' meetings, institutes and Conferences have been attended by them until almost every charge leader is informed and awake to the work expected of him and his fellow workers. Pulpits have been filled all over the Conference. Real stirring, deeply religious talks and sermons have been delivered by laymen, in which the love of God, duty to fellowman, and the great tasks of the Church have been expounded from the layman's point of view. There is no question but that the efforts of this body of Christian Churchmen have had no small part in the success of the Conference this year. The observance of Layman's day with the subject "Adequate support of the Ministry" as the thought for this year, we hope will be another decided effort to relieve a situation that has long cried out for ratification.

**TEMPERANCE**

The Christian men of the Church are opposed to liquor in any form and the Christian Church forms the Magniot Line of defense which our civilization has against this deadly foe. The men of the Methodist Church are being mobilized again in defense of this line by the work of the Layman's organization in conjunction with those of other denominations. Already the advance has begun and progress has been made. In the course of time by means of education and by



strong pronouncements from the pulpit and by a determined and fearless cleansing of our official and church life, by God's help, we shall be able to press back and stamp out the horrible curse that blatantly flaunts itself, that enfeebles our national life, that nullifies the efforts of our churches, that ruins manhood and debases our young people. The men of the Baltimore Conference are in the forefront of this struggle.

#### HISTORICAL.

The Baltimore Conference Layman's work was begun April 3, 1923, in the very beginning of that great movement of the Southern Methodist Church. The late Judge E. D. Newman was the first conference Lay Leader and he was succeeded at his death by the late Judge M. L. Walton. For sixteen years the work of educating the men of the Church to its all embracing program, and the perfecting of the organization has been going on. Now all of the Southern branch of the Methodist Church can be said to be organized and active. The Baltimore Conference is among those Conferences which are most effective. The purpose has been to make use of that great latent force, men, whose power has only begun to be felt in any appreciable degree and whose interest is, even now, being only partially awakened. The magnificent, untiring mind and energy of the General Secretary, Dr. G. R. Morelock, is bearing fruit. The Southern Methodist Church was the first and most completely organized branch of Methodism in this work and Dr. Morelock was the guiding hand throughout it all. The Uniting Conference in April of this year accepted the plan of the Southern Church almost without change. Thus the Methodist Church, begins its larger work of making more effective use of the millions of men of that great body for the glory of God and the good of His people. The District Leaders and the men now being allocated to other territories carry with them a great heritage and a great opportunity for work and leadership.

As our Board of Lay Activities faces division, due to the merging of the Baltimore Conference with the Virginia and other Conferences, we wish to express to the ministers and elders, who have so loyally cooperated with us down through the years, our appreciation. Any accomplishments which may have been made are due in great measure to the sympathetic and helpful spirit of our clerical friends.

As we go back to our work for another year, we do so with the hope that in the days which lie before us there might be accomplished by our board of united Methodism, even greater things in His Name.

May God move upon the hearts of the men of His great love and lift them to higher planes of Christian service.

JOHN H. ROSENBERGER,  
Conference Lay Leader,  
BRUCE SLAVEN, Secretary.

**REPORT OF COMMITTEE ON DISTRICT CONFERENCE RECORDS.**

After careful examination of the records of the several District Conferences, we, your Committee on District Conference Records, respectfully submit the following report of their condition:

We find all the records have been efficiently and accurately kept in books well adapted to preserve them as a permanent record of the proceedings of the District Conferences.

We commend the secretaries for their excellent work.

Respectfully submitted,

LEE H. RICHCREEK, Chairman,  
F. H. STRIEBY, Secretary.

---

**REPORT OF THE COMMITTEE ON SABBATH OBSERVANCE.**

The report of the Committee on Sabbath Observance to the 155th Session of the Baltimore Annual Conference of the Methodist Episcopal Church, South, in session at Roanoke, Virginia, October 2-4, 1939:

No thinking and devout person may be unmindful of the desecration that our modern day has accorded the Christian Sabbath. When our God laid down the basic Law for His People, he definitely commanded them to "Remember the Sabbath Day to keep it holy". By a positive and personal command at Mt. Sinai the Lord God set aside one day in seven to be kept holy unto Himself.

This command has never been repealed, but was rather reaffirmed and incarnated in Jesus Christ. We read of Him, "He entered, as his custom was, into the synagogue on the Sabbath Day." Jesus taught us that "the Sabbath was made for man, and not man for the Sabbath." The New Testament definitely teaches us that the Christian Sabbath is to be continued and observed to the end of time. In keeping with this Biblical teaching, our own Church, through her general rules, states that it is expected of all who shall continue with us that they especially avoid the profaning of the Day of the Lord.

In spite of much modern disobedience of this command of God and of His Church, it must be plain to thinking people that nothing is more beneficial to the health, happiness, and prosperity of mankind, than a faithful observance of the Christian Sabbath. A world without the Sabbath would be too desolate and dull to imagine.

Man must live by bread, but he cannot live by bread alone. The body needs rest, the mind needs instruction, and the human soul needs worship. On one day in seven the Fourth Commandment, interpreted

by Jesus, stops the toil and rush of life and gives us rest for recuperation, meditation, and aspiration. It is the conviction of your Committee that the Church cannot overemphasize the value of the faithful observance of the Sabbath, and to ever solicit for it friends, old and new, who will use it wisely and guard it well. It is the one bulwark that protects any people from enslavement to time and the temporal, and opens for them the vistas of the unseen and the eternal.

Where there is no Christian Sabbath there can be no Christian morality. Without a Sabbath there can be no Christian worship; without worship there can be no Christian religion; without the Christian religion there is no hope for mankind.

In view of the foregoing, be it resolved that in this final session, the Baltimore Annual Conference of the Methodist Episcopal Church, South, adopt the following resolutions; urging that all of our ministers and laymen carry into activity the spirit of these into their several associations:

1. That we believe that the general lack of the observance of the Lord's Day may be in large manner remedied by a Lord's Day educational program in the home, the Church School, and the Church general.

2. That we endorse, and heartily urge the prayers and visible support of all our people of the Lord's Day Alliance of Maryland, and of all other organizations having for their purpose the promoting of the Lord's Day, in accord with the spirit of traditional Christianity and the Methodist Church.

3. That we urge upon our ministers a more definite place and emphasis in the yearly church program for education in the value and need of a faithful consideration of the claims of the Lord's Day; recommending at least one annual Lord's Day sermon; Mid-Week Services given to a consideration of Sabbath observance; and an annual Lord's Day program by the Church School.

That we covet for ourselves and all other Christian peoples the wisdom and vision through prayer, which will enable us through the rewards of the Christian Sabbath to establish in the world the Kingdom of God, through which our world may alone maintain its peace and avoid destruction.

Respectfully submitted,

JOHN H. DAVIDSON,  
C. P. MILLER,  
B. W. JOHN,  
J. C. DUGGER,

For the Committee.

### REPORT OF THE BOARD OF TRUSTEES OF THE HOME FOR THE AGED AND ORPHANS OF THE CONFERENCE.

Some eighteen years ago, you committed to our hands the task of establishing a Home for the Aged within the bounds of the Conference territory. We are happy to report that we have succeeded in accomplishing the object sought and today we have a well equipped institution located at Gaithersburg, Maryland, valued at more than \$250,000 with but a \$25,000 debt.

We have on hand, in addition, a cash reserve fund of \$50,000, invested in Government insured Building and Loan Associations for the protection of our Annuity Bond holders.

We have never asked the Conference for an assessment during these years. All of this great work has been done by voluntary offerings on the part of the people.

We now have in the Home 70 old people. In these short years we have cared for and made glad 168 old people. Ninety-eight of this number have passed to the Home above.

Under Unification, we shall be separated by Conference and Jurisdictional lines, but under plans which are being worked out, we hope to be able to serve practically all of our original territory and a very large new field within the bounds of the new Conference in which the Home is located.

If it be true that "a great institution is but the lengthening shadows of a great man" then this work is the lasting monument to the genius and splendid organizing ability of our Superintendent, Rev. Herman M. Wilson, under whose management this task has been so well accomplished. We desire, therefore, as a Board to commend him for his fine leadership and congratulate the Conference on the great work done under his superintendency.

And here, we would also record our deep appreciation of Dr. J. Howard Wells. From the time the movement to secure a Home was inaugurated, he has given his constant care and unstinted efforts to its establishment and continuance. As President of the Board since its beginning, by his interest, wisdom and gracious leadership, he has led us to this good day of hopes realized.

With faith in God, whose guiding hand has made possible this work thus far, we commit to Him the future of this work of love and go forth with great confidence to accomplish greater things for the new Methodism.

Thanking you for the privilege of serving in this great work of our beloved Conference, we are,

Yours respectfully,

BOARD OF TRUSTEES,

By E. A. LAMBERT, Secretary.



**REPORT OF THE TREASURER OF THE HOME OF THE AGED AND  
ORPHANS OF THE BALTIMORE CONFERENCE,  
M. E. CHURCH, SOUTH, INC.**

September 1, 1938 to August 31, 1939.

**Receipts**

Balance, September 1, 1938.....	\$	3.77
Maintenance Subscriptions .....		5,708.15
Christmas Offering from Sunday Schools.....		5,360.07
Mother's Day Offering from Congregations.....		5,267.61
Farm. . . . .		6,665.05
Annuity Bonds .....		13,000.00
Bequests. . . . .		7,288.99
General Contributions, Special Gifts, etc.....		26,166.98
Miscellaneous. . . . .		56.30

Total.....\$ 69,516.92

**Disbursements**

House . . . . .	\$	14,714.76
Farm . . . . .		5,834.98
Administration and Promotion .....		5,558.33
Upkeep and Improvement .....		3,594.96
Insurance and Taxes.....		1,438.91
Interest. . . . .		6,502.16
Guest Property .....		298.59
Reserve Fund .....		26,000.00
Emergency Fund .....		1,500.00
Debt Fund .....		2,800.00
New Property .....		1,215.00
Miscellaneous . . . . .		16.30

Total..... 69,473.99

Balance.....\$ 42.93

**Assets and Liabilities as of August 31, 1939**

**Assets**

Real Property .....	\$221,000.00
Personal Property .....	15,000.00
Reserve Fund, Bequests, Etc.....	69,250.00

Total.....\$305,250.00

**Liabilities**

Home Mortgage Bonds.....\$ 24,700.00

Respectfully submitted,

W. F. HUMMER, Treasurer.

Gaithersburg, Md., September 18, 1939.

To Whom It May Concern:

I hereby certify that I have checked the records of the receipts and disbursements of the Home of the Aged and Orphans of the Baltimore Conference, M. E. Church, South, Inc., for the fiscal year ending August 31, 1939, and as a result I report having found the same to be correct and well kept.

FRANK B. SEVERANCE,

Vice-President, Citizens Building and  
Loan Association of Montgomery  
County, Silver Spring, Maryland.

#### REPORT OF COMMITTEE ON CONFERENCE RELATIONS.

After prayerful consideration your Committee on Conference Relations submits the following recommendations:

##### For the Superannuate Relation:

Anderson, John A.	Mark, Charles W.
Ballengee, William H.	Marsh, W. H.
Beall, John W.	Mays, G. R.
Best, William H.	Michael, I. G.
Brown, D. M.	Neel, A. A. P.
Buchanan, C. H.	Parrott, B. Lee
Burr, H. Q.	Prettyman, F. J.
Canter, H. M.	Regester, E. V.
Clews, William	Reiter, C. L.
Collyer, C. T.	Roades, E. A.
DuLaney, S. J. L.	Rood, J. A.
Eutsler, R. L.	Sarver, Charles M.
Fultz, R. L.	Shaw, C. H.
Harnsberger, A. L.	Sites, A. B.
Hawk, J. C.	Smith, J. Harry
Hawley, James M.	Switzer, B. V.
Hedrick, J. B.	Talbert, W. O.
Helmintoller, E. G.	Thomas, John L.
Henry, John B.	Tyler, F. A.
Heydrick, G. K.	Tyler, German H. H.
Hildebrand, Simpson V.	Weikel, M. P.
Hupman, J. B.	Wells, J. Howard
Jordan, Turner A.	Whitehurst, R. V.
Keene, James S.	Whitesell, W. J.
Kuhlmann, John H.	Wilson, Henry A.
Kidner, G. D.	York, J. M.
Lambert, T. J.	

WILLIAM J. ELLIOTT, Chairman,  
CHARLES W. PASKEL, Secretary.

## REPORT OF FRANCIS ASBURY EDUCATIONAL FUND, INC.

### ANNUAL REPORT.

The Francis Asbury Board has been carrying on its work during the year as usual, giving careful attention to collections, investments, and appropriations. During the year ending June 12, 1939, a total of \$2,495.50 was appropriated in loans and donations. For the current year, 1939-40, a larger total of appropriations has been made and part of them have already been paid. It is the purpose of the Board to continue its work, as usual, serving in an equitable way the same area.

The charter has been amended in accordance with the recommendations in the last annual report of the Trustees, which was adopted by the Annual Conference.

The treasurer's report was presented to the annual meeting of the Board and was properly audited. The following financial statement is taken from the treasurer's report:

#### Receipts

Balance in Bank, June 10, 1938.....	\$ 692.00
Receipts from Investments.....	2,716.00
Interest on Savings Account.....	30.52
	—————\$3,438.52

#### Disbursements

General Expenses .....	\$ 81.65
Loan Scholarships .....	1,408.00
Loans from Principal.....	550.00
Donation Scholarships .....	537.50
	————— 2,577.15

\$ 861.37

#### Balance in Bank

Savings Account .....	\$ 531.72
Checking Account .....	329.65
	————— \$861.37

Total Assets, June 12, 1939.....\$53,431.87

### HISTORICAL SKETCH.

During the Christian Education Movement in 1920 there was included among the causes for which money was solicited, an appeal for funds to provide a school—somewhat similar to the Ferrum School in the Virginia Conference—for worthy boys and girls in the Baltimore Conference who lacked educational opportunities. Accordingly, a charter was drawn up in 1922, a Board of Trustees was elected, the proposed school was designated as the Francis Asbury School,

Inc., and the appeal for funds was continued. While this appeal met with a generous response, the amount received was not sufficient to justify launching the enterprise, and it did not seem wise or expedient to locate and establish the school.

During the intervening years, high schools have increased in such numbers as to make secondary education available to the majority of boys and girls in our Conference area. Consequently, with the authority of the Annual Conference, the charter has been amended from time to time in such manner that the original intent of the donors has been carried out in the form of scholarship loans and donations to those who need financial help in securing an education in both secondary school and in college—preference being given on the college level to those who are preparing for the ministry and for missionary service. The change of name from The Francis Asbury School, Inc., to the Francis Asbury Educational Fund, Inc., indicates more accurately the use to which the annual income is now being applied.

#### RECOMMENDATIONS FOR CHARTER AMENDMENT.

1. WHEREAS, the funds of the Francis Asbury Educational Fund, Incorporated, were contributed by the churches and people of the Baltimore Conference of the Methodist Episcopal Church, South, for the education of young people within its territory, and

2. WHEREAS, the territory of this Conference now lies within four successor conferences, and

3. WHEREAS, it is necessary to provide for the continuance of this work as specified in the charter,

THEREFORE BE IT RESOLVED, That the Trustees of the Francis Asbury Educational Fund, Incorporated, are requested and directed to take such action as may be appropriate and necessary to secure an amendment to the Certificate of Incorporation, as follows:

That paragraph (b) of Article VI, relating to the election of trustees, be struck out, and that, in its stead, the method of election be provided as follows:

"(b) The trustees shall be elected quadrennially by the Board of Trustees from persons who are members of the Methodist Church residing within the area of the former Baltimore Conference of the Methodist Episcopal Church, South, upon nomination by conferences of the Methodist Church as follows: two by the West Virginia Conference, three by the Baltimore Conference, and six by the Virginia Conference, and each trustee so elected shall serve until the election and acceptance of his or her duly qualified successor. Vacancies occurring by resignation, death, removal or otherwise, shall be filled for the unexpired term by the Board."

SELWYN K. COCKRELL, President,

JOHN F. OWENS, Secretary.



## REPORT OF THE CONFERENCE COMMISSION ON EVANGELISM TO THE BALTIMORE CONFERENCE, OCTOBER 4, 1921

Your Conference Commission on Evangelism, elected by the conference one year ago to aid in promoting the work of evangelism within the bounds of the Baltimore Conference of the Methodist Episcopal Church, South, set for itself certain definite objectives for the year now closing.

The first objective was that there might be additions on profession of faith in every Church of the conference. During the previous year there were 252 churches in the conference which showed no such additions to the Church. We felt that this condition should not prevail among our churches, and the other objectives aimed at were intended to aid in attaining this primary one. They were as follows: that a definite evangelistic effort should be presented to and organized within every Church in the conference; and that time and pains be taken for the training of laymen in the work of personal evangelism.

In pursuance of these objectives the commission obtained the cooperation of the editor of the Baltimore Southern Methodist, who granted us all the space we could use in the Conference organ. We attempted to publish from time to time such information as would keep these objectives before our people. Furthermore, the chairman of the commission was sent to each of the district missionary institutes where the afternoon program was given by the presiding elders to the cause of evangelism.

It was felt that one of the greatest needs, especially on circuits, where overworked pastors found it difficult to carry on revivals in every charge, was to bring the churches and evangelistic preachers together. Therefore, the commission sent a communication to every minister in the conference, inquiring how many pastors would be willing to donate their services to brother ministers for evangelistic work. About half of the ministers responded to this appeal and their names were printed in the Baltimore Southern Methodist, along with the suggestion that the brethren who needed help feel free to call upon any of them for this service. How many of them were thus called upon we do not know, but we do know that many revivals have been held during the year in the various charges.

We do not know the number of Churches as yet in which there were no accessions on profession of faith, but we can report that there have been in the entire Conference 3,652 additions to the Church on profession of faith. This number is one thousand and twenty-four below the report of the previous year, which was an unusual one in this respect because of the Aldersgate commemoration. However, the purpose of the organization of the Fellowship of Evangelism was

REPORTS.

to maintain the high standard reached in the A  
seems not to have been attained.  
Consequently, since it has been demonstrated  
when there is concerted effort in evangelism, w  
work of the commission of evangelism should be  
new conferences, and that we continue to strive  
additions on profession of faith in every Church in  
ences.

Respectfully submitted,

EDWIN S. SHEPP

ANNUAL REPORT OF THE BALTIMORE SOUTHERN ME  
INC., FOR THE CONFERENCE YEAR 1938-1939.

This has been an unusually good year for the Baltimore S  
Methodist. Perhaps we could not begin this report more intell  
than to quote, with but slight changes and omissions, the r  
mendations which were adopted last year by the Board of Dire  
of the Baltimore Southern Methodist, Inc.

"First. That we continue to publish the Baltimore Southern M  
odist until after the Board of Directors shall meet and determ  
diately thereafter the Board Conference makes its report and  
what disposition is to be made of the affairs of the paper.

"Second. That our preachers and people be fully assured that ther  
is no danger, during the transition period through which we are  
passing, that our people should subscribe for the paper and then fail  
to get it or its successor through the period of the subscription.

"Third. That the old files of the Baltimore Southern Methodist and  
predecessors be loaned to Emory University, Atlanta, Georgia, and  
receipt be taken for them and filed with the other records of the  
Conference and that they be transferred between now and the final  
sion of the assets of the Baltimore Conference, M. E. Church,  
Have continued the publication of the paper witho  
til the first of October, 1939. The Board  
day of August, 1939, and appoint  
committee from the  
effecting a jo  
t com

### Old Files.

The old files of the Baltimore Southern Methodist and its predecessors have been forwarded to Emory University and a receipt taken for the same, which has been mailed to the secretary of the Conference, Rev. H. M. Canter, D.D., and is filed among the other records of the Conference.

### Subscriptions.

Our subscribers have been taken care of as follows: They will receive the Richmond Christian Advocate during the first two weeks of October and after that time the new conference organ until their subscriptions expire.

During the six years the corporation has published the paper in Salem, Va., the subscription list has shown an increase until the Uniting Conference. Since that time we have lost a number of subscribers, due to the constituency of the paper being separated into different jurisdictions and annual conferences. Our losses have not been as serious as we anticipated. We have lost 445 subscribers during this conference year. Over and against this we have received 160 new subscriptions, making a total loss of only 285.

### Endowment Fund.

As indicated in the minutes of the joint meeting, held in Lynchburg, which minutes will be before the new Virginia Conference for adoption, the endowment fund is to remain intact for the present. We have added to the amount reported last year the sum of \$514. In addition to this we have a total in negotiable securities of \$6,740.45, plus one deed of trust on improved real estate of \$3,850, making a grand total of \$11,104.45.

### Our Financial Status.

We need add only a word as to our present financial status. During the six years when the paper has been published in Salem, we have been able to liquidate an indebtedness of \$2,000, reduce the assessment from \$8,000 to \$6,000 and to accumulate an endowment fund of approximately \$11,104.45. We cannot say, until Conference is over and the check received, just how we will complete the year's finances. We will probably not be more than \$200.00 in arrears. This arrearage may be taken care of, depending upon the amount of our conference check and collections and so forth.

We deeply regret that the company has not been able to publish the many valuable articles and items of news on account of the lack of space.

We are heavily indebted to our district correspondents for their labors, which have been given gratis during all the years of the

Baltimore Southern Methodist, and to all those who have generously come to our aid with kind words and deeds and have supported us through their prayer.

May we be indulged in this final word, namely, that the corporation, through its business management, has used its utmost endeavors to produce the Baltimore Southern Methodist as economically as possible. In this we think we have succeeded.

With good will toward all, we close the last chapter in the life of the Baltimore Southern Methodist.

F. M. RICHARDSON,

Editor and Business Manager,

CLAUDE M. HESSER,

Chairman Board of Directors.

---

### GROUP INSURANCE.

On call of Bishop W. W. Peele, Dr. S. C. Hatcher, Dr. Frank L. Wells, and Mr. R. H. Davis from the Virginia Conference, and Rev. Harry P. Baker, Dr. Harry M. Canter, Rev. Charles R. Curtis and Rev. Harry V. Wheeler from the Baltimore Conference, met in the Publishing House, Richmond, Va., Tuesday, August 22, 1939, to consider the subject of Group Insurance for the New Virginia Conference. Representatives from the Prudential and Equitable Companies were present representing the underwriters of the insurance carried by the Virginia and Baltimore Conferences. After considerable discussion an ad interim committee was appointed to further consider the subject and reach conclusions that would protect every interest involved. This committee reached its decision in a later meeting held in the same place on September 7, 1939, and we hereby submit our arrangements to the Virginia and Baltimore Conferences and then to the New Virginia Conference.

We Recommend:

1. That the insurance of the New Virginia Conference Group be given to the Prudential Insurance Company, Newark, N. J. That this insurance be the amount of \$1,000 for each minister now insured in either the Baltimore or Virginia Conferences, active, superannuate and supernumerary, and those members of the former Baltimore M. E., the West Virginia M. E., the Holston M. E. and the Maryland M. P. Conferences whose membership will be in the New Virginia Conference and who are not superannuated or supernumerary, unless they are now insured in the group of their old conferences. This the company has agreed to do, thus giving coverage to all our superannuates and supernumeraries who are now included in one of the several groups enumerated above.



2. That the Prudential Insurance Company has agreed to write a new policy for the New Virginia Conference, substantially the same as that they now carry on the old Virginia Conference with the following exceptions:

a. That the new policy is to be what is known as a Contributory Policy, whereby, each employee or policy holder shall pay the sum of 60 cents per month per thousand, or \$7.20 per year.

b. The rates of the new policy shall be computed and guaranteed annually rather than a five year guarantee as now in effect in the present Virginia Conference.

c. The new policy shall include provision for a yearly renewal term, annual dividend, total and permanent disability, waiver of premium and payment of insurance in installments.

3. That all active members of the Group that shall compose the New Virginia Conference shall be eligible for this insurance; this shall be interpreted to mean that preachers on trial shall be eligible for insurance from the time of their admission on trial.

4. That the dividends accruing from this policy shall be set aside as a sacred fund, as soon as possible, to be used to pay the premiums of the insured superannuates and those who become superannuate after being insured.

Signed for

THE VIRGINIA CONFERENCE      THE BALTIMORE CONFERENCE

S. C. HATCHER

HARRY P. BAKER

R. H. DAVIS

H. M. CANTER

September 7, 1939.

---

#### REPORT OF SPECIAL GROUP INSURANCE COMMITTEE.

The special committee appointed at the session of the conference held at Harrisonburg, Va., October 5-10, 1938, to look into and to take steps necessary to conserve the interests of the members of the conference in the insurance now in effect, has proceeded with the task assigned and we are pleased to make the following report and recommendations:

After the Uniting Conference had laid down the boundaries of the new conferences and had attached the portion of the Baltimore Conference that is in Virginia to the New Virginia Conference, it was very evident that our task was not merely to conserve the interest in the insurance now in effect in our conference, but that of endeavoring to have coverage for as many as possible, if not all, the brethren of the conference in the conferences in which their membership might be fixed. Therefore we began our work, and have prosecuted it with deep

interest and concern until now we can say that arrangements are under way to cover all those who are at present insured in the Equitable Life Assurance Society with the exception of those whose membership will be in the new West Virginia Conference. We have had many meetings, made many trips, written many letters and sent many telegrams in accomplishing this which we believe you will regard as well worth-while.

We will not say much about the New Virginia Conference arrangement as that is presented in an attached agreement which is signed by representatives of both the Baltimore and Virginia Conferences and will be presented to each of these conferences for their acceptance and recommendation to the New Virginia Conference. Insurance is guaranteed for all our men who are now insured whose membership will be in the bounds of the New Virginia Conference—including the insured superannuates.

In the Peninsula Conference we met with the committee there composed of representatives of the three Methodisms, and this committee has agreed to and is recommending that the Peninsula Conference take out such insurance. The Prudential Insurance Company has agreed to rewrite the policy of the Maryland Methodist Protestant Conference for the Peninsula Conference, giving insurance to all men of the Maryland and Baltimore, South, Conferences who are now insured, including the superannuates whose membership may be in that Conference, and include the Virginia Conference preachers who are now insured under their policy with the same Company, and open the policy to all active members of the former Wilmington M. E. Conference.

For the Baltimore Conference we have had more difficulty due to the fact that three policies existed, each in a different company, with the policy of the former Baltimore M. E. Conference, providing \$2,000 insurance for their men up to 65 years of age, and then automatically dropping to \$1,000. We had several meetings and sub-committees worked on the matter, and others of us worked on the side. However we reached agreement to recommend to the new Baltimore Conference that the group insurance be carried and that it be placed with the Aetna Company, for \$2,000 for the men under 65 years of age, and automatically dropping to \$1,000 after 65. In the event the Conference should not see its way to finance this amount an alternate plan of \$1,000 to 65 years, dropping to \$500 after 65. Under either plan adopted the superannuates of all three conferences now insured would retain their insurance but each would have to pay 60 cents per month per thousand dollars insurance.

We could not get any line on the New West Virginia Conference and so we have to report that at least for the time being no group insurance will be available for the brethren whose membership is therein.

As reported in the Southern Methodist, arrangements have been made with the Equitable Life Assurance Society, which carries our group, to continue our group until December 1, 1939, which means that

all who are now insured in the Baltimore Conference Group will be covered until that time. In order to do this we had to agree to certain conditions, which we will present as recommendations at the close of this report. This arrangement will give our brethren time to get coverage in their new conference. The policy of the old Virginia Conference ends December 10, 1939, and the Prudential has agreed to attach a binder giving coverage to our men who will be in the New Virginia Conference for those ten days intervening, when the new policy will go into effect, thereby covering our men for the entire time.

The Equitable Life Assurance Society in order to grant this coverage of our men until December 1, 1939, has made these requirements:

That a skeleton organization, consisting of the Conference Agent, be maintained, who shall be authorized to pay the premiums for the months of October and November, 1939; and then to receive the annual dividend when it is paid out and distribute it as per your instructions. We therefore recommend:

1. That such a skeleton organization be maintained and that Rev. Harry P. Baker, Conference Insurance Agent, be authorized to pay the premiums on the Group Policy to the Equitable Society for the months of October and November.

2. That the Conference Treasurer be instructed to pay over to Rev. Harry P. Baker, the balance of the fund remaining in the Conference Insurance account, to be used as aforesaid; and any balance remaining in the fund shall be divided pro rata among the Conferences into which our insured members shall have their membership, for the continuation of such insurance therein; and where such insurance shall not be taken out the amount falling to that conference or those conferences shall be divided among those members of our conferences who are now insured and holding their membership therein.

3. That upon receipt of the annual dividend the agent, Rev. Harry P. Baker, shall divide that dividend equally among the policy holders.

Respectfully submitted,

HARRY P. BAKER,  
H. M. CANTER,  
HARRY V. WHEELER.

October 2, 1939.

## MEMOIRS.

---

### REVEREND JAMES MERRYMAN ANDERSON.

Rev. James M. Anderson, the son of Thomas B. and Mary Helen Anderson, of Baltimore County, Maryland, was born in the home of his parents in that county, February 15, 1866. His mother's family, the Vorhees, were from Pennsylvania, the old family burying ground being on the banks of the Delaware River near the place where General Washington crossed to capture the British at Trenton, N. J.

Following the years of his preparatory education he became a student at Randolph-Macon College at Ashland, Va. Here he remained for four years. He joined the Washington Literary Society and became active in its debates. In this he was at his best. His convictions were very strong, and he was a clear and uncompromising antagonist in debate. Whatever he believed he defended without apology or excuse.

In athletics he took no part. In football, baseball and tennis he was never seen. If he attended the gymnasium it was under compulsion and not from choice. He was a lover of the quiet, and only the chapel bell led him to exercise. This was doubtless due to the fact that Brother Anderson had a very frail body. This frailness of body was complicated in later life by very weak eyesight, and constant attacks of asthma, which unfitted him for active life and made it difficult for him to read.

At the age of 24 years, in March, 1894, he was received on trial into the Baltimore Annual Conference, M. E. Church, South. Bishop Granbery ordained him a deacon in 1895, and an elder in 1899. In 1894 he was a junior preacher on Hillsboro Circuit, Va., with Rev. W. H. Saunders. The pastor of Hardy Circuit in 1895 and 1896. In 1897 he was junior preacher on Linganore Circuit with Rev. W. E. Woolf. In 1898 and 1899 at Huntersville, W. Va., and in 1900 at Slanesville, W. Va. He took the superannuate relation in 1901.

In 1902, Brother Anderson was married to Alice Hobbs Ball, the daughter of the Rev. B. F. Ball, D. D., of the Baltimore Conference. This year was spent as pastor at Mt. Solon, Va., and 1903-4-5 at Mt. Crawford, Va., 1906-7-8 at Royal Oak, Md. His final pastorate was at Poolesville, Md., where he served as pastor in 1909-10-11.

Brother Anderson was superannuated again in 1912, and remained in this relation, in very feeble health, until the end of his life. His wife, to whom he showed deep devotion, preceded her husband in



death, and one son, Franklyn, the only child, survives his father and mother.

Outside of his home, Brother Anderson's great love and the object of his devotion was his church. That church was to him the Methodist Episcopal Church, South. His loyalty to the Old Baltimore Conference found no bounds. The church might be catholic and universal, but to him the highest expression of the church, its life, its heart, its soul, he found in the doctrine, the discipline, the life of Methodism, as he had been taught to know it, to teach it, and to experience it in the Baltimore Conference. In this Conference he had been reared, in it he had been converted, and in it he had lived and preached, and died.

He was a student of the Book of Discipline of the Methodist Episcopal Church, South. Few preachers of the Conference knew that discipline better. He could quote it on the instant, and had a grasp of its letter and application.

Brother Anderson was a true friend. To the writer, who knew him for fifty years, he seemed crystal clear in his friendship. He loved to talk and never seemed to tire when in friendly conversation. He spoke his mind freely, and held his point of view tenaciously even when you differed with him. He loved debate and rather loved to argue. He sometimes appeared a critic; but he was a critic one heard rather than felt. The writer has seen him many times alone or with his wife and son, both in and out of his home. Yet he has never at any time seen him less than what he always was, and what he always remained to the end—a Christian gentleman.

Often toward his end on earth I expressed solicitude regarding his health. His prompt answer was, "I am ready to go." Now he is gone. At this roll call of the Baltimore Conference, the Conference Secretary answered, "Died in the Lord."

His death occurred on October 15, 1938, at the Georgetown Hospital, Washington, D. C., and the funeral services were held in Georgetown, October 17, at 11 A. M. Rev. C. M. Hesser, an old school-mate at Randolph-Macon College, preached the funeral sermon, his text being taken from St. John's Gospel, 14th Chapter, first verse. Other preachers present included Rev. P. C. Helmintoller, Rev. R. L. Fultz and Rev. J. B. Henry.

His body rests besides that of his faithful wife, awaiting the promise of his risen Lord, who said, "I go to prepare a place for you. And if I go and prepare a place for you, I will come again, and receive you unto myself, that where I am, there ye may be also."

J. B. HENRY.

**REVEREND DAVID LODGE BLAKEMORE.**

David Lodge Blakemore was born in Augusta County, Virginia, April 2, 1866, the son of Rebecca Beard and Thomas Mortimer Blakemore. His early life was spent in that locality; there he was educated in the public schools and at nearby Bridgewater College; and there he was converted and joined the Church.

Brother Blakemore was admitted on trial into the Baltimore Annual Conference at the session held in Leesburg, Va., in March, 1887, and was appointed junior preacher on Montgomery charge, with William G. Hammond as his senior. He lived in Poolesville, Md., and there he met Miss Anne Elizabeth Poole, who, on March 12, 1889, became his wife and for nearly fifty years lived with him in holy companionship, adorning his home and enriching his ministry.

After his service as junior preacher of Montgomery charge, Brother Blakemore served as pastor of Upper Marlboro for one year and as pastor of Beltsville for one year.

At the Conference held in Alexandria, Va., March, 1889, he was elected deacon, ordained by Bishop A. W. Wilson, and admitted into full connection. In March, 1890, at the Annual Conference, on account of throat trouble, he was granted a supernumerary relation, and at the following Annual Conference he was located upon his own request. During the next six years he engaged in business while receiving treatment for his throat trouble.

In March, 1896, at the Annual Conference held in Roanoke, Brother Blakemore was readmitted, placed in the class of the third year, elected a local elder and ordained by Bishop J. C. Granbery. He was appointed to Manassas, where he remained four years. He then served the following charges as pastor: Fairfax, three years; Epworth, Washington, four years; St. James, Roanoke, two years; Leesburg, two years; Central, Baltimore, four years; St. Paul, Washington, two years.

In 1917, he was appointed presiding elder of the Winchester District, serving four years there. In 1921, he was appointed Conference Missionary Secretary and for four years gave all his time to that work.

He was returned to the pastorate in 1925 and assigned to Clifton Forge, where he remained three years. During these years he also served as Conference Missionary Secretary. He was the pastor at Hyattsville for one year and at Frederick Avenue, Baltimore, for one year.

In 1930, he was made presiding elder of the Lewisburg District and reappointed in 1931. His health began to fail, and in 1932 he was given lighter work as pastor of the Goshen-Emory charge in the Baltimore District, where he remained two years, though in his second year there he suffered a stroke of paralysis that necessitated his superannuation at the Annual Conference in 1934.

After superannuation, Brother Blakemore and his wife made their home in Towson, Md., with their daughter and son-in-law, Mr. and Mrs. E. A. Pyles, where for more than four years they received from every member of the family the fondest love and most tender care. Here they also received frequent visits from their other devoted daughter and son-in-law, Mr. and Mrs. John J. Tyner. Mrs. Blakemore passed to the Heavenly Home on Sept. 4, 1938. He lingered in a helpless condition of health until March 8, 1939, when God called him to a blessed reunion in that City where there is no pain nor death, neither sorrow nor crying.

Upon moving to Towson, Mrs. Blakemore united with Central Church, Baltimore, and he became a member of that quarterly conference, where years before he had been the pastor and she the lady of the parsonage. Rev. T. J. Lambert, an intimate friend of Brother Blakemore and also a member of Central's quarterly conference, soon after Brother Blakemore's death wrote thus: "They had quite a distance to come, but they attended the services whenever they could. How we looked forward to their coming and how delighted we all were to see them! They had many devoted friends at Central when Brother Blakemore was pastor and these remained steadfast to welcome them when they returned. What sweet fellowship we had in worshipping together! When he was able to do so he would make the closing prayer at the morning service. He was mighty in prayer and prayed in a spirit of deep humility. As he talked with God we could really feel the Divine Presence in our midst."

The funeral services were held in Central Church, Baltimore, on March 10, 1939, conducted by his presiding elder, Rev. W. H. Best, assisted by Rev. J. W. Leggett, Rev. T. J. Lambert, Rev. C. H. Richmond and Rev. S. K. Cockrell. The active pallbearers were Mr. Will Hummer and Mr. C. A. Appleby, Washington, D. C.; Mr. Soper and Mr. Brady, Olney, Md.; Mr. Geo. R. Harrison, Baltimore; and Mr. John Tibbetts, Ellicott City, Md., all members of churches Brother Blakemore had served. Many preachers of Baltimore and Washington were present. Burial was in Cedar Hill Cemetery, Washington, D. C.

SELWYN K. COCKRELL.

---

#### REVEREND JESSE DARE POPE.

Jesse Dare Pope was born at Fort Seybert, W. Va., Jan. 30, 1873, and died at Ronceverte, W. Va., May 15, 1939. He was the son of George See and Susan Cowger Pope. An humble minister of the Gospel of Jesus Christ, the Son of God. He joined the Baltimore Conference of the Methodist Episcopal Church, South, in 1901. He

spent thirty years in active service. In 1902 he married Miss Mabel Claire Whiting of Renick, W. Va., who was a true helpmeet in the ministry. His home was blessed with the following children: Mildred, Tyler Dare, Harry Ralph, Wilson Denny, and Joseph Murray.

(The above, except for the date of death, was prepared by the Rev. Jesse Dare Pope and sent to his brother, Rev. George E. Pope, on Feb. 18, 1936, with this note: "On another sheet inclosed you will find what I want in the Conference Minutes when the time comes.)

---

### CHARLES LEWIS MELTON.

Charles Lewis Melton was born near Cedarville, Virginia, April 12, 1865, and died in Front Royal, Virginia, June 5, 1939. He was a son of the late Dr. Winston Melton and Mrs. Sarah McKay Melton. He is survived by his wife, Mrs. Gertrude Blackwell Melton, sister of the late Dr. Robert Emory Blackwell, president of Randolph-Macon College; two brothers, Joseph W. Melton of Newark, N. J., and William M. Melton of Los Angeles, Calif.; and a half-sister, Mrs. Joseph Hite of Luray.

Brother Melton loved the church. He loved the Methodist Church, yet he had that universal outlook that severs barriers of race and creed. He carried his Church always upon his heart and in his prayers. He worked for its every cause with a devotion and faithfulness that ought to be an example to every layman.

In the local church, Professor Melton was indeed a pillar, a tower of strength, and will be sorely missed. He was chairman of the Board of Stewards for about 18 years, secretary of the Finance Committee of the Board, secretary of the Board of Trustees, Church Lay Leader, and chairman of several important committees. As busy as he was and despite the many outside demands made upon his time, his church duties were never given second place. He also served the Church well in wider fields as District Lay Leader and District Steward and delegate to the Annual Conference for many years.

His simple, unostentatious faith and upright life ever afforded an example worthy of imitation by those associated with him in the work of the Church. As a leader he never asked others to do what he himself was unwilling to do. He was forward-looking in his plans for the Church and not easily discouraged in the face of difficulties, and often revived the drooping spirits of others by his cheerful optimism and his complete trust in God.

He was a liberal man. He believed in the separated portion of one's income for the extension of the Master's work. He set an example in this Church by being one of the most liberal contributors. Every good cause gained his attention and according to his means he was ready to



respond to every appeal. Yet his giving was without ostentation. He did not give his alms to be seen of men. Freely he had received from God's hand gifts of grace that made him a great Christian and freely he gave of his means to help others find in Christ, life abundant and life eternal.

Mr. Melton was an eminent educator. He made private preparation for college and was graduated from Randolph-Macon College, Ashland. He became a member of the faculty of Randolph-Macon Academy in Front Royal at the time of its establishment in 1892. After a year, he was made principal of Randolph-Macon Institute for Girls in Danville, but returned to the Academy the following year. In 1899 he became principal of the Academy and continued as its head until 1933. Since then he had been librarian and teacher of mathematics.

He was one of the foremost and best-loved citizens of Front Royal as was attested by the large course of people and the many floral tributes at his funeral. The funeral service was conducted in the Front Royal Methodist Church, Wednesday, June 7, 1939, at 2 P. M. by his pastor, the Rev. John F. Owens, assisted by two former pastors, Dr. R. L. Fultz and the Rev. R. B. Clagett, and by Dr. W. W. McIntyre, presiding elder, Dr. H. H. Sherman, and Dr. Hubert Sydenstricker.

This laborious, devoted, trusted and honored man will be sorely missed by his fellow church members and by thousand of alumni of the Academy who held him in highest esteem. His life may be likened to some long-swelling wave that rises on the dark bosom of the deep until it reaches its crest in the white foam, and at its climax flings itself toward the sky. So our brother's life was gathering volume and value through all the years, and now at its summit breaking into the heavens. From the peak of action and attainment he has passed on to render his account to his Master and to enter into that rest which remaineth to the people of God.

JOHN F. OWENS.

---

#### REVEREND JAMES MARVIN HAWLEY

Rev. James Marvin Hawley died at his home in Hamilton, Virginia, on October 10th, 1939. He was in the 85th year of his life. He was born in Fauquier County, Virginia, May 29th, 1856. He was educated in the schools of Baltimore and Washington, and was a compositor in the Government Printing Office in Washington, D. C., for three years. At the age of fifteen he was converted and united with the Methodist Church. In 1881 he was granted local preacher's license in the Methodist Church and was ordained a deacon by Bishop Mathew

Simpson. During this year he transferred his membership to the Methodist Episcopal Church, South, and served as a supply with Rev. George T. Tyler on Rockville Circuit. At the Conference held in Fredericksburg, Virginia, March, 1882, he was admitted on trial in the Conference..

He served the following charges: 1882, Petersburg, West Virginia; 1883, North Baltimore Station; 1884, Laurel and Linden; 1885, Piedmont with Dr. J. H. Waugh; 1886-1889, West Harford. At the Conference of 1886 he was elected to Elders Orders and ordained by Bishop H. N. McTyeire. 1888, Clifton Forge; 1889, Glen Wilton, 1890, Fairfield, Virginia; 1891-1894, McDowell; 1895-1898, Alderson; 1899, Freedom, Maryland. At the Conference of 1900 he was granted a Superannuate relation and remained in this relation to the end of his life. In 1886 he was married to Miss Mary C. Wilson of Moorefield, West Virginia. She died over nine years ago leaving him with one daughter, who is now Mrs. Helen H. Daniel of Darlington, South Carolina, and one grandson, who is at the Massachusetts Institute of Technology. Bro. Hawley was limited in his success in the ministry by deafness. This disability continued to grow worse with the years, and finally he was compelled to retire from the active pastorate at a comparatively early date. He was a thinker. Shut in from noise and confusion of the world he gave himself to deep contemplation of the more important phases of Christian life.

He frequently wrote for the Church paper, and always contributed a strong and well thought out discussion of the question. When Bishop E. E. Hoss was editor of the Nashville Christian Advocate he told this writer that he considered Bro. Tawley's contributions to the paper the strongest that he received from any source. If his articles in the Nashville Christian Advocate could be gathered and published we would have, perhaps, as full and clear a statement of the issues of the past half a century as we could obtain from any source. In a recent issue of that paper there appears a most satisfactory discussion of the question of the relation of the Christian to the State in time of war.

His voice was affected by his deafness and this disability detracted from his force as a public speaker. But his sermons were prepared with utmost care as to statement and precision, and were always strong and logical presentations of Gospel truth. Above all he was a man of God. His clear thinking was expressed in the constant serenity of his face, and the certitudes of his faith seemed to radiate from his personality. In a very full measure he may be counted one of the Saints of the Church. He was passionately devoted to the Church. Every fiber of his being was at its command to the fullest measure of his ability. His manner was gracious and humble and friendly. Near the end of his life he wrote these lines which were found among his papers:

## GOD'S CALL

God's welcome call has reached my ear,  
From Heaven's resounding dome,  
To share the joys and kindship dear,  
Of His celestial home.

I find no deep refreshing joys,  
While through life's maze I roam,  
I only find earth's gaudy toys,  
No tokens give of home.

I seek no fleeting wealth to gain,  
Nor mines, nor fertile loam;  
Earth's sordid gifts so poor and vain,  
Mock all my hopes of home.

I'll labor on without a sigh,  
Until the angels come,  
To bear my raptured soul on high,  
To my eternal home.

We may be sure that his dream amid his deep meditation and prayer has been realized, and that he has entered into the Father's Home.

F. J. PRETTYMAN.

## TABLES



TABLE No. 1—MEMBERSHIP, CHURCH PROPERTY AND INSURANCE.

	Members Reported Last Year	Incl. Local Preachers.	Additions on Profession of Faith.	Additions by Certificate and Otherwise.	Removals by Death and Otherwise.	Membership.							All Others Baptized.					
						Members Reported Last Year	Incl. Local Preachers.	Additions on Profession of Faith.	Additions by Certificate and Otherwise.	Removals by Death and Otherwise.	Total Membership	Local Preachers.		Local Preachers Including	Number Licensed to Preach.	Infants Baptized.		
<b>Baltimore District.</b>																		
1	Aberdeen—																	
2	Grace .....	101	5	..... 3	2	104	.....	.....	.....	.....	.....	.....	.....	.....	.....	.....	.....	
3	Cranberry .....	224	..... 12	6	10	217	.....	.....	.....	.....	.....	.....	.....	.....	.....	.....	.....	
4	Annapolis—Trinity .....	348	..... 17	4	15	351	.....	.....	.....	.....	.....	.....	.....	.....	.....	.....	.....	
5	Asbury .....	150	..... 17	4	4	167	.....	.....	.....	.....	.....	.....	.....	.....	.....	.....	.....	
6	Baltimore—																	
7	Alpheus Wilson Memorial .....	550	17	28	18	577	.....	.....	.....	.....	.....	.....	.....	.....	.....	.....	.....	
8	Andrew Chapel .....	322	4	11	43	311	.....	.....	.....	.....	.....	.....	.....	.....	.....	.....	.....	
9	Arlington .....	283	10	9	5	297	.....	.....	.....	.....	.....	.....	.....	.....	.....	.....	.....	
10	Central .....	435	15	23	18	455	.....	.....	.....	.....	.....	.....	.....	.....	.....	.....	.....	
11	Frederick Avenue .....	458	24	11	10	483	.....	.....	.....	.....	.....	.....	.....	.....	.....	.....	.....	
12	St. John's of Hamilton & Taylors .....	713	15	30	136	622	.....	.....	.....	.....	.....	.....	.....	.....	.....	.....	.....	
13	Sudbrook .....	148	5	4	3	154	.....	.....	.....	.....	.....	.....	.....	.....	.....	.....	.....	
14	Trinity .....	458	11	19	31	457	.....	.....	.....	.....	.....	.....	.....	.....	.....	.....	.....	
15	Wilkins Avenue .....	387	2	3	12	380	.....	.....	.....	.....	.....	.....	.....	.....	.....	.....	.....	
16	Calvert—																	
17	Calvary .....	119	3	1	..... 2	123	.....	.....	.....	.....	.....	.....	.....	.....	.....	.....	.....	
18	Central .....	122	..... 6	5	..... 2	120	.....	.....	.....	.....	.....	.....	.....	.....	.....	.....	.....	
19	Emmanuel .....	102	..... 5	1	1	108	.....	.....	.....	.....	.....	.....	.....	.....	.....	.....	.....	
20	St. Paul .....	130	..... 5	2	2	133	.....	.....	.....	.....	.....	.....	.....	.....	.....	.....	.....	
21	Chesapeake—																	
22	Cedar Grove .....	115	3	3	4	117	.....	.....	.....	.....	.....	.....	.....	.....	.....	.....	.....	
23	Emmanuel .....	184	3	2	14	175	.....	.....	.....	.....	.....	.....	.....	.....	.....	.....	.....	
24	Mt. Calvary .....	79	9	1	9	80	.....	.....	.....	.....	.....	.....	.....	.....	.....	.....	.....	
25	Oakland .....	66	..... 1	1	1	66	.....	.....	.....	.....	.....	.....	.....	.....	.....	.....	.....	
26	Shiloh .....	19	.....	.....	1	18	.....	.....	.....	.....	.....	.....	.....	.....	.....	.....	.....	

TABLE No. 1—MEMBERSHIP, CHURCH PROPERTY AND INSURANCE.

	Church Property.										Insurance.				
	Number of Congrega- tions in Charge.	Number of Church Buildings.	Value of Buildings, Equip- ment, and Land.	Indebted- ness.	Number of Parson- ages.	Value of Parson- ages, Fur- nishings, and Land.	Indebted- ness.	Value of Other Church Property.	Insurance Carried.	Churches Damaged or De- stroyed.	Parsonages Damaged or De- stroyed.	Amount of Damage.	Loss Collected		
1	1	1	\$6,500	1,500	1	7,725	1,500	1	5,800	1	25,000	.....	.....		
2	1	1	23,500	4,300	1	4,300	4,300	1	10,300	1	10,300	.....	.....		
3	1	1	10,000	.....	1	5,500	269	1	12,200	1	12,200	.....	.....		
4	1	1	15,000	269	1	5,500	36,500	1	133,000	1	133,000	.....	.....		
5	1	1	250,000	36,500	1	10,000	6,890	1	14,800	1	14,800	.....	.....		
6	1	1	25,000	6,890	1	7,000	.....	1	25,700	1	25,700	.....	.....		
7	1	1	40,000	.....	1	10,000	19,600	1	40,500	1	40,500	.....	.....		
8	1	1	60,000	19,600	1	6,000	.....	1	19,000	1	19,000	.....	.....		
9	1	2	60,000	3,700	1	10,000	3,700	1	66,000	1	66,000	.....	.....		
10	2	2	130,000	3,000	1	15,000	61,000	1	125,500	1	125,500	.....	.....		
11	1	1	16,000	3,000	1	3,000	3,852	1	28,000	1	28,000	.....	\$600		
12	1	1	212,000	.....	1	15,000	.....	1	7,500	1	7,500	.....	.....		
13	1	1	45,000	3,852	1	3,000	.....	1	7,800	1	7,800	.....	.....		
14	1	1	10,200	.....	1	7,000	.....	1	.....	1	.....	.....	.....		
15	1	1	7,000	.....	1	7,000	.....	1	.....	1	.....	.....	.....		
16	1	1	20,000	.....	1	.....	.....	1	.....	1	.....	.....	.....		
17	1	1	10,000	480	1	.....	480	1	7,500	1	7,500	.....	.....		
18	1	1	6,500	.....	1	.....	.....	1	4,000	1	4,000	.....	.....		
19	1	1	10,000	.....	1	4,500	.....	1	6,450	1	6,450	.....	.....		
20	1	1	4,000	.....	1	.....	.....	1	2,500	1	2,500	.....	.....		
21	1	1	6,000	.....	1	.....	.....	1	2,800	1	2,800	.....	.....		
22	1	1	3,000	.....	1	.....	.....	1	2,700	1	2,700	.....	.....		

TABLE No. 1—MEMBERSHIP, CHURCH PROPERTY AND INSURANCE.

	Baltimore District—Continued.																	
	Members Reported Last Year.		Additions on Profession of Faith.		Additions by Certificate and Otherwise.		Removals and by Death Otherwise.		Membership Including Local Preachers.		Local Preachers.		Number Licensed to Preach.		Infants Baptized.		All Others Baptized.	
<b>23</b>	<b>Church Hill-Millington—</b>																	
<b>24</b>	Chesterville.	32	1	1	6	7	26	1	26	1	1	1	1	1	1	1	1	1
<b>25</b>	Church Hill.	70	1	1	7	7	64	1	64	1	1	1	1	1	1	1	1	1
<b>26</b>	Millington.	64	1	1	9	9	56	1	56	1	1	1	1	1	1	1	1	1
	Sudlersville.	40	1	1	3	3	40	1	40	1	1	1	1	1	1	1	1	1
<b>27</b>	<b>Clarksburg—</b>																	
<b>28</b>	Clarksburg.	59	38	3	5	3	56	3	56	1	1	1	1	1	1	1	1	1
<b>29</b>	Dickerson.	81	33	3	5	5	112	3	112	1	1	1	1	1	1	1	1	1
<b>30</b>	Forest Grove.	56	2	2	2	2	58	2	58	1	1	1	1	1	1	1	1	1
<b>31</b>	Hyattstown.	59	4	2	6	2	61	2	61	1	1	1	1	1	1	1	1	1
	Easton—Trinity.	211	4	4	6	6	209	4	209	1	1	1	1	1	1	1	1	1
<b>32</b>	<b>Ferndale—</b>																	
<b>33</b>	Ferndale.	121	16	7	1	1	143	7	143	1	1	1	1	1	1	1	1	1
	Pasadena.	67	3	4	2	2	72	4	72	1	1	1	1	1	1	1	1	1
<b>34</b>	<b>Frederick City—</b>																	
<b>35</b>	Bethany.	80	2	7	2	2	80	7	80	1	1	1	1	1	1	1	1	1
	Trinity.	159	12	7	5	5	173	7	173	1	1	1	1	1	1	1	1	1
<b>36</b>	<b>Freedom—</b>																	
	Bethany.	21	11	1	1	1	21	1	21	1	1	1	1	1	1	1	1	1
<b>37</b>	Flohrsville.	92	11	2	1	1	102	2	102	1	1	1	1	1	1	1	1	1
<b>38</b>	Freedom.	105	17	1	2	2	103	2	103	1	1	1	1	1	1	1	1	1
<b>39</b>	Oakland.	17	5	1	3	3	17	1	17	1	1	1	1	1	1	1	1	1
<b>40</b>	Salem.	131	5	1	3	3	134	1	134	1	1	1	1	1	1	1	1	1
<b>41</b>	St. James.	131	5	1	3	3	134	1	134	1	1	1	1	1	1	1	1	1

TABLE No. 1—MEMBERSHIP, CHURCH PROPERTY AND INSURANCE.

	Church Property.							Insurance.					
	Number of Congrega- tions in Charge.	Number of Church Buildings.	Value of Buildings, Equip- ment, and Land.	Indebted- ness.	Number of Parson- ages.	Value of Parson- ages, Furni- shings, and Land.	Indebted- ness	Value of Other Church Property.	Insurance Carried.	Churches Damaged or De- stroyed.	Parsonages Damaged or De- stroyed.	Amount of Damage.	Loss Collected
23	1	1	3,000	.....	1	1,500	.....	.....	2,450	.....	.....	.....	.....
24	1	1	7,000	.....	1	2,500	.....	.....	6,255	.....	.....	.....	.....
25	1	1	5,000	.....	.....	.....	.....	.....	3,500	.....	.....	.....	.....
26	1	1	2,000	.....	.....	.....	.....	.....	1,600	.....	.....	.....	.....
27	1	1	3,000	.....	1	3,000	.....	.....	4,000	.....	.....	.....	.....
28	1	1	5,000	600	.....	.....	.....	.....	3,000	.....	.....	.....	.....
29	1	1	2,000	.....	.....	.....	.....	.....	1,000	.....	.....	.....	.....
30	1	1	2,000	.....	.....	.....	.....	.....	1,300	.....	.....	.....	.....
31	1	1	40,000	.....	1	5,500	\$340	.....	29,800	.....	.....	.....	.....
32	1	1	15,000	.....	.....	.....	.....	.....	10,600	.....	.....	.....	.....
33	1	1	8,000	.....	.....	.....	.....	.....	4,500	.....	.....	.....	.....
34	1	1	4,000	.....	.....	.....	.....	50	2,300	.....	.....	.....	.....
35	1	1	25,000	4,160	1	5,000	.....	.....	15,000	.....	.....	.....	.....
36	.....	1	2,500	.....	.....	.....	.....	1,400	1,000	.....	.....	.....	.....
37	.....	.....	.....	.....	.....	.....	.....	.....	.....	.....	.....	.....	.....
38	1	1	5,500	.....	1	5,000	.....	.....	3,500	.....	.....	.....	.....
39	1	1	9,000	.....	.....	.....	.....	.....	3,500	.....	.....	.....	.....
40	1	1	1,000	.....	.....	.....	.....	.....	500	.....	.....	.....	.....
41	1	1	4,000	.....	.....	.....	.....	.....	.....	.....	.....	.....	.....



TABLE No. 1—MEMBERSHIP, CHURCH PROPERTY AND INSURANCE.

	Members Reported Last Year.	Membership.										All Others Baptized.			
		Members Reported Last Year.	Additions on Profession of Faith.	Additions by Certificate and Otherwise.	Removals by Death and Otherwise.	Present Membership Including Local Preachers.	Local Preachers.	Number Licensed to Preach.	Infants Baptized.	All Others Baptized.					
<b>Gaithersburg—</b>															
43 Grace . . . . .	419	40	6	12	453	..	..	..	..	..	..	..	2	5	
44 McDonald. . . . .	79	..	..	..	77	..	..	..	..	..	..	..	3	..	4
45 Goldshoro. . . . .	169	10	9	8	180	..	..	..	..	..	..	..	1	..	..
<b>Goshen-Emory—</b>															
46 Emory. . . . .	95	8	5	3	105	..	..	..	..	..	..	..	2	..	..
47 Goshen. . . . .	..	..	..	..	..	..	..	..	..	..	..	..	..	..	..
<b>Howard—</b>															
48 Harmony . . . . .	83	..	..	..	83	..	..	..	..	..	..	..	..	..	..
49 Loden. . . . .	81	..	..	8	73	..	..	..	..	..	..	..	2	..	..
50 Mt. Zion. . . . .	113	..	..	..	113	..	..	..	..	..	..	..	3	..	..
51 Providence. . . . .	74	2	..	3	73	..	..	..	..	..	..	..	1	..	..
<b>Ingleside—</b>															
52 Barclay. . . . .	83	6	1	2	87	..	..	..	..	..	..	..	..	..	..
53 Ingleside. . . . .	88	..	..	3	86	..	..	..	..	..	..	..	5	..	..
<b>Jarrettsville—</b>															
54 Calvary . . . . .	163	5	4	2	170	..	..	..	..	..	..	..	2	..	..
55 Fairview. . . . .	78	2	1	1	80	..	..	..	..	..	..	..	1	..	..
<b>Laurel-Savage—</b>															
56 Emmanuel. . . . .	86	4	1	1	90	..	..	..	..	..	..	..	3	..	..
57 Grace. . . . .	83	..	..	3	80	..	..	..	..	..	..	..	1	..	..
58 Trinity. . . . .	102	4	..	3	103	..	..	..	..	..	..	..	4	..	2
<b>Mt. Airy—</b>															
59 Bartholws. . . . .	16	..	..	..	16	..	..	..	..	..	..	..	4	..	..
60 Marvin. . . . .	83	9	..	2	90	..	..	..	..	..	..	..	1	..	..
61 Trinity. . . . .	122	8	3	2	131	..	..	..	..	..	..	..	4	..	2

TABLE No. 1.—MEMBERSHIP, CHURCH PROPERTY AND INSURANCE.

	Church Property.										Insurance.				
	Number of Congrega- tions in Charge.	Number of Church Buildings.	Value of Buildings, Equip- ment, and Land.	Indebted- ness.	Number of Parson- ages.	Value of Parson- ages, Fur- nishings, and Land.	Indebted- ness.	Value of Other Church Property.	Insurance Carried.	Churches Damaged or De- stroyed.	Parsonages Damaged or De- stroyed.	Amount of Damage.	Loss Collected		
43	2														
44	1	2	45,000	400	1	8,000					42,125				
45	1		5,000	25							2,000				
46	1	1	7,500		1	3,000					7,000				
47	1	1	8,500		1	5,000					12,650				
48	1	1	6,000								4,500				
49	1	1	4,500								2,500				
50	1	1	12,750								12,250				
51	1	1	6,000		1	6,375					5,650				
52	1	1	1,500								1,500				
53	1	1	2,500		1	2,500					3,500				
54	1	1	25,000	750	1	6,000					24,550				
55	1	1	6,000								4,000				
56	1	1	4,500								4,500				
57	1	1	8,800								4,000				
58	1	1	10,000	35	1	4,000					7,000				
59	1	1	2,000												
60	1	1	5,000					1,000							
61	1	1	15,000		1	5,000					13,400				

TABLE No. 1—MEMBERSHIP, CHURCH PROPERTY AND INSURANCE.

	Membership.									
	Members Reported Last Year.	Incl. Local Preachers.	Additions on Profession of Faith.	Additions by Certificate and Otherwise.	Removals by Death and Otherwise.	Present Membership Including Local Preachers.	Local Preachers.	Number Licensed to Preach.	Infants Baptized.	All Others Baptized.
<b>Baltimore District—Continued.</b>										
<b>Odenton-Jessup—</b>										
62	Bethel.....	63	.....	.....	2	61	.....	.....	.....	1
63	Wesley Chapel.....	73	.....	.....	1	79	.....	.....	4	1
<b>Patuxent—</b>										
64	Mt. Oak.....	142	2	7	4	147	.....	.....	3	.....
65	Trinity.....	55	3	1	1	58	.....	.....	1	.....
66	Perry Hall.....	76	3	6	5	80	.....	.....	3	2
67	Poolesville.....	280	3	5	4	313	.....	.....	5	13
68	Queen Anne—St. Paul.....	128	32	5	4	134	.....	.....	2	.....
<b>Reisterstown—</b>										
69	Deer Park.....	91	8	.....	2	84	.....	.....	.....	.....
70	Grace.....	158	.....	3	7	156	.....	.....	1	.....
<b>Royal Oak-Tilghmans—</b>										
71	Royal Oak.....	129	.....	3	5	132	.....	.....	6	.....
72	Tilghmans.....	38	.....	.....	.....	38	.....	.....	.....	.....
<b>Trappe—</b>										
73	Faith Chapel.....	44	4	.....	2	46	.....	.....	3	2
74	Trinity.....	73	2	1	4	72	.....	.....	1	.....
<b>Wesley Grove—</b>										
75	Friendship.....	149	4	4	6	151	.....	.....	4	.....
76	Ridge.....	190	5	.....	6	189	.....	.....	1	.....
<b>Total.....</b>										
		10,664	417	250	497	10,872	14	2	250	61

TABLE No. 1—MEMBERSHIP, CHURCH PROPERTY AND INSURANCE.

										Church Property.					Insurance.				
Number of Congrega- tions in Charge.	Number of Church Buildings.	Value of Buildings, Equip- ment, and Land.	Indebted- ness.	Number of Parson- ages.	Value of Parson- ages, Fur- nishings, and Land.	Indebted- ness.	Value of Other Church Property.	Insurance Carried.	Churches Damaged or De- stroyed.	Parsonages Damaged or De- stroyed.	Amount of Damage.	Loss Collected							
62	1	4,500	.....	..	.....	.....	.....	4,200	.....	.....	.....	.....							
63	1	3,500	.....	..	.....	.....	.....	2,600	.....	.....	.....	.....							
64	1	10,100	.....	1	6,000	4,900	.....	5,700	.....	.....	.....	.....							
65	1	5,000	.....	1	2,500	.....	.....	4,500	.....	.....	.....	.....							
66	1	4,000	50	..	.....	.....	1,300	2,300	.....	.....	.....	.....							
67	1	40,000	.....	1	5,000	.....	1,500	30,000	.....	.....	.....	.....							
68	1	8,500	.....	..	3,500	.....	.....	7,200	.....	.....	.....	.....							
69	1	5,000	.....	..	.....	.....	.....	4,000	.....	.....	.....	.....							
70	1	17,000	.....	1	6,700	70	.....	12,700	.....	.....	.....	.....							
71	1	6,600	.....	1	3,500	.....	.....	6,000	.....	.....	.....	.....							
72	1	3,000	.....	..	.....	.....	.....	2,000	.....	.....	.....	.....							
73	1	1,000	.....	..	.....	.....	.....	500	.....	.....	.....	.....							
74	1	4,500	.....	1	2,800	.....	.....	5,000	.....	.....	.....	.....							
75	1	15,000	.....	..	.....	.....	.....	10,000	.....	.....	.....	.....							
76	1	10,000	.....	1	6,500	.....	.....	15,300	.....	.....	.....	.....							
74	75	\$1,415,750	\$143,149	33	\$194,900	\$7,810	\$25,250	\$915,480	4	1	\$1,194	\$1,189							



TABLE No. 2—CHURCH PAPERS TAKEN, WOMAN'S WORK, LAY ACTIVITIES, EPWORTH LEAGUES AND SUNDAY SCHOOLS.

		Christian Literature.				Woman's Work.				Lay Activities.		
		Number of Methodist Families	Subscribers to General Organ	Subscribers to Conference Organ	Number of Societies	Members	Raised for Local Work	Amount sent to Conference	Treasurer	Number of Wesley Brother-hoods	Members	Number in Fellowship of Stewardship
Baltimore District.												
1	Aberdeen—											
2	Grace .....	90	.....	14	2	37	\$648	\$162	.....	.....	.....	.....
3	Cranberry .....	30	.....	6	.....	.....	47	92	.....	.....	.....	.....
3	Annapolis—Trinity .....	180	.....	7	.....	.....	594	57	.....	.....	.....	2
4	Asbury .....	51	5	10	1	14			.....	.....	.....	
Baltimore—												
5	Alpheus Wilson Memorial .....	210	1	18	1	46	1,158	232	.....	.....	.....	5
6	Andrew Chapel .....	175	1	8	1	17	64	45	.....	.....	.....	.....
7	Arlington .....	140	3	24	2	57	280	401	.....	.....	.....	.....
8	Central .....	280	4	35	1	59	1,320	428	.....	.....	.....	25
9	Frederick Avenue .....	225	1	18	1	30	300	75	.....	.....	.....	.....
10	St. John's of Hamilton & Taylors .....	200	1	1	1	53	1,760	274	.....	.....	.....	.....
11	Sudbrook .....	89	.....	5	1	19	2	14	.....	.....	.....	.....
12	Trinity .....	210	6	48	1	72	1,500	852	.....	.....	.....	.....
13	Wilkins Avenue .....	210	1	20	1	42	120	127	.....	.....	.....	.....
Calvert—												
14	Calvary .....	54	.....	9	.....	.....	.....	.....	.....	.....	.....	.....
15	Central .....	52	1	.....	.....	.....	.....	.....	.....	.....	.....	.....
16	Emmanuel .....	43	.....	5	.....	.....	.....	.....	.....	.....	.....	.....
17	St. Paul .....	45	1	10	.....	.....	.....	.....	.....	.....	.....	.....
Chesapeake—												
18	Cedar Grove .....	38	.....	4	1	22	38	20	.....	.....	.....	.....
19	Emmanuel .....	40	2	10	1	19	13	16	.....	.....	.....	.....
20	Mt. Calvary .....	21	.....	4	1	17	16	21	.....	.....	.....	.....
21	Oakland .....	28	.....	5	.....	.....	.....	.....	.....	.....	.....	.....
22	Shiloh .....	5	.....	2	.....	.....	.....	.....	.....	.....	.....	.....

TABLE No. 2—CHURCH PAPERS TAKEN, WOMAN'S WORK, LAY ACTIVITIES, EPWORTH LEAGUES AND SUNDAY SCHOOLS.

Local Church Schools.

Local Church	Boards of Ch. Education	Number of Church Schools	Officers and Teachers	Scholars in Children's Division	Scholars in Young People's Division	Scholars in Adult Division	Total Enrollment including Officers and Teachers	Total Enrollment Last Year	Number of Scholars Joining the Church	Churches Having Week-Day Meetings with Children	Churches Having Vacation Schools	Number Taking Training Courses	Raised on Church School Day	Raised for Missions	Raised for All Other Purposes
1	1	1	15	64	32	30	141	145	2	1	...	...	\$6	\$480	\$170
2	1	1	8	24	23	17	72	71	7	...	...	2	4	175	217
3	1	1	31	160	77	42	310	279	7	...	...	...	10	184	410
4	1	1	10	54	49	26	139	118	12	1	...	...	5	110	144
5	1	1	17	41	75	68	196	...	...	...	...	...	15	925	310
6	1	1	27	175	140	60	366	...	1	3	...	10	8	98	444
7	1	1	22	75	44	18	159	149	7	...	...	1	5	335	300
8	1	1	27	73	60	137	297	294	7	...	...	5	10	357	1,100
9	1	1	36	208	91	126	465	444	25	...	1	11	10	645	518
10	1	1	52	157	181	364	754	757	7	...	...	31	15	318	...
11	1	1	16	78	14	22	130	113	...	...	...	3	...	99	231
12	1	1	35	100	61	179	375	374	15	...	...	5	20	378	1,201
13	1	1	29	120	70	65	284	360	3	...	...	8	6	10	452
14	1	1	28	48	34	42	152	162	3	...	1	2	8	10	...
15	1	1	10	15	12	31	68	89	3	...	...	2	5	140	202
16	1	1	8	12	20	32	72	81	5	...	...	3	...	15	209
17	1	1	8	20	26	21	75	88	3	...	...	1	3	27	356
18	1	1	11	21	28	22	87	122	3	...	1	...	...	26	105
19	1	1	12	40	20	51	123	137	3	...	1	6	5	165	356
20	...	1	4	11	13	12	40	48	10	...	...	...	...	32	5
21	...	1	7	16	14	20	57	85	...	...	...	...	...	21	32
22	...	1	3	...	...	10	13	12	...	...	...	...	...	35	8

TABLE No. 2—CHURCH PAPERS TAKEN, WOMAN'S WORK, LAY ACTIVITIES, EPWORTH LEAGUES AND SUNDAY SCHOOLS.

		Christian Literature.				Woman's Work.				Lay Activities.				
		Number of Methodist Families	Subscribers to General Organ	Subscribers to Conference Organ	Number of Societies	Members	Raised for Local Work	Amount sent to Conference Treasurer	Number of Wesley Brothers	Members	Number in Fellowship of Stewardship	Lay Activities.		
												Number of Societies	Members	
Baltimore District—Continued.														
Church Hill-Millington—														
23	Chesterville.	10	1	2	1	10	60	30	.....	.....	.....	.....	.....	
24	Church Hill.	35	1	7	.....	.....	.....	.....	.....	.....	.....	.....	.....	
25	Millington.	37	.....	11	.....	.....	.....	.....	.....	.....	.....	.....	.....	
26	Sudlersville.	29	.....	4	.....	.....	.....	.....	.....	.....	.....	.....	.....	
Clarksburg—														
27	Clarksburg.	10	1	5	.....	.....	.....	.....	.....	.....	.....	.....	.....	
28	Dickerson.	25	.....	6	.....	.....	.....	.....	.....	.....	.....	.....	.....	
29	Forest Grove.	16	.....	6	.....	.....	.....	.....	.....	.....	.....	.....	.....	
30	Hyattstown.	14	.....	8	.....	.....	.....	.....	.....	.....	.....	.....	.....	
31	Easton—Trinity.	60	2	6	1	14	17	62	.....	.....	.....	.....	.....	
Ferndale—														
32	Ferndale.	.....	1	12	1	12	1	32	.....	.....	.....	.....	.....	
33	Pasadena.	.....	.....	6	.....	.....	.....	.....	.....	.....	.....	.....	.....	
Frederick City—														
34	Bethany.	25	1	1	.....	.....	.....	.....	.....	.....	.....	.....	.....	
35	Trinity.	69	2	8	.....	.....	.....	.....	.....	.....	.....	.....	.....	
Freedom—														
36	Bethany.	.....	.....	.....	.....	.....	.....	.....	.....	.....	.....	.....	.....	
37	Flobrsville.	17	.....	3	.....	.....	.....	.....	.....	.....	.....	.....	.....	
38	Freedom.	36	.....	7	1	24	49	97	.....	.....	.....	.....	.....	
39	Oakland.	27	.....	7	1	13	16	40	.....	.....	.....	.....	.....	
40	Salem.	10	.....	2	.....	.....	.....	.....	.....	.....	.....	.....	.....	
41	St. James.	47	.....	4	.....	.....	.....	.....	.....	.....	.....	.....	.....	

TABLE No. 2—CHURCH PAPERS TAKEN, WOMAN'S WORK, LAY ACTIVITIES, EPWORTH LEAGUES AND SUNDAY SCHOOLS.

Local Church Schools.															
Local Church	Boards of Ch. Education	Number of Church Schools	Officers and Teachers	Scholars in Children's Division	Scholars in Young People's Division	Scholars in Adult Division	Total Enrollment including Officers and Teachers	Total Enrollment Last Year	Number of Scholars Joining the Church	Churches Having Week-Day Meetings with Children	Churches Having Vacation Schools	Number Taking Training Courses	Raised on Church School Day	Raised for Missions	Raised for All Other Purposes
23	..	1	5	14	8	28	50	55	..	..	..	..	..	..	28
24	1	1	8	11	8	17	36	39	1	..	1	1	..	..	102
25	1	1	5	4	6	12	27	27	..	..	..	2	..	..	26
26	1	1	5	5	5	7	21	21	..	..	..	..	..	..	20
27	..	..	..	..	..	..	..	..	..	..	..	..	..	..	..
28	1	1	7	35	20	50	112	99	25	..	..	..	5	16	165
29	1	1	10	11	20	18	59	50	2	..	..	..	4	10	200
30	1	1	10	11	20	18	59	50	..	..	..	..	3	19	125
31	1	1	17	53	28	46	144	130	..	1	..	..	3	176	171
32	1	1	23	159	72	56	310	279	10	..	..	7	6	33	930
33	1	1	6	40	33	9	85	68	2	1	..	4	5	10	191
34	1	1	7	12	19	22	60	57	2	..	..	..	..	..	100
35	1	1	10	50	39	37	136	122	17	..	1	..	2	92	265
36	..	..	..	..	..	..	..	..	..	..	..	..	..	..	..
37	..	1	5	23	18	17	63	63	..	..	..	..	3	9	145
38	1	1	8	32	38	30	108	99	11	..	..	..	5	50	257
39	1	1	10	13	20	27	70	70	..	..	..	..	6	20	100
40	..	1	3	..	..	..	18	18	..	..	..	..	..	3	50
41	1	1	14	24	42	60	140	157	1	..	..	..	7	68	300



TABLE No. 2—CHURCH PAPERS TAKEN, WOMAN'S WORK, LAY ACTIVITIES, EPWORTH LEAGUES AND SUNDAY SCHOOLS

		Christian Literature.			Woman's Work.				Lay Activities.			
		Number of Methodist Families	Subscribers to General Organ		Subscribers to Conference Organ	Number of Societies	Members	Raised for Local Work	Amount sent to Conference Treasurer	Number of Wesley Brothers	Number in Fellowship	Ship of Steward-
			Subscribers	to General Organ								
Baltimore District—Continued.												
43	Gaithersburg—											
44	Grace.....	...	13	42	1	57	243	133	.....	.....	.....	.....
45	McDonald.....	...	1	3	...	...	.....	.....	.....	.....	.....	.....
46	Goldsboro.....	75	1	9	1	11	.....	30	.....	.....	.....	.....
47	Goshen-Emory—											
48	Emory.....	28	.....	9	1	19	.....	64	.....	.....	.....	.....
49	Goshen.....	...	.....	.....	.....	.....	.....	.....	.....	.....	.....	.....
50	Howard—											
51	Harmony.....	28	.....	1	1	14	93	40	.....	.....	.....	.....
52	Linden.....	25	.....	3	1	20	55	25	.....	.....	.....	.....
53	Mt. Zion.....	28	.....	8	1	24	196	109	.....	.....	.....	.....
54	Providence.....	26	1	3	1	16	188	68	.....	.....	.....	.....
55	Ingleside—											
56	Barclay.....	27	.....	2	...	...	.....	.....	.....	.....	.....	.....
57	Ingleside.....	21	1	8	1	12	500	39	.....	.....	.....	.....
58	Jarrettsville—											
59	Calvary.....	55	.....	1	1	17	20	100	.....	.....	.....	.....
60	Fairview.....	26	.....	5	1	6	5	29	.....	.....	.....	.....
61	Laurel-Savage—											
62	Emmanuel.....	32	.....	2	.....	.....	343	.....	.....	.....	.....	.....
63	Grace.....	32	.....	3	.....	.....	30	.....	.....	.....	.....	.....
64	Trinity.....	36	2	5	.....	.....	434	.....	.....	.....	.....	.....
65	Mt. Airy—											
66	Barthlows.....	6	.....	.....	.....	.....	.....	.....	.....	.....	.....	.....

TABLE No. 2—CHURCH PAPERS TAKEN, WOMAN'S WORK, LAY ACTIVITIES, EPWORTH LEAGUES AND SUNDAY SCHOOLS.

Local Church Schools.													
Local Church Boards of Ch. Education	Number of Church Schools	Officers and Teachers	Scholars in Children's Division	Scholars in Young People's Division	Scholars in Adult Division	Total Enrollment	Number of Scholars Joining the Church	Churches Having Vacation Schools	Number Taking Training Courses	Raised on Church School Day	Raised for Missions	Raised for All Other Purposes	
43	1	26	91	67	65	249	25	1	7	10	354	323	
44	1	5	17	18	27	67	...	...	3	3	30	78	
45	2	27	73	51	65	216	9	...	...	6	95	438	
46	1	9	33	28	38	108	7	1	3	8	...	...	
47	...	...	...	...	...	...	...	...	...	...	...	...	
48	...	...	...	...	...	...	...	...	...	...	...	...	
49	...	5	45	25	10	81	...	1	...	...	16	34	
50	1	14	42	22	25	103	...	1	...	...	168	247	
51	1	18	40	20	7	75	2	1	...	7	60	47	
52	1	9	13	29	12	63	6	1	...	1	40	25	
53	1	9	48	30	21	98	...	...	...	2	60	75	
54	1	12	46	58	24	140	5	...	5	10	165	190	
55	1	7	26	22	20	73	2	...	...	5	56	...	
56	1	10	45	39	17	111	...	...	...	6	96	121	
57	1	23	38	24	18	103	...	...	...	...	39	137	
58	1	15	40	18	30	103	4	...	...	...	77	199	
59	...	3	15	11	4	30	...	...	...	...	...	13	

TABLE No. 2—CHURCH PAPERS TAKEN, WOMAN'S WORK, LAY ACTIVITIES, EPWORTH LEAGUES AND SUNDAY SCHOOLS.

	Christian Literature.				Woman's Work.				Lay Activities.		
	Number of Methodist Families	Subscribers to General Organ	Subscribers to Conference Organ	Number of Societies	Members	Raised for Local Work	Amount sent to Conference Treasurer	Number of Wesley Brothers	Members	Number in Fellowship of Stewardship	
Baltimore District—Continued.											
60	Marvin.	45	2	4	1	21	.....	.....	.....	.....	.....
61	Trinity.	48	.....	10	.....	.....	.....	.....	.....	.....	.....
62	Odenton-Jessup—	35	1	5	.....	.....	.....	.....	.....	.....	.....
63	Bethel.	38	.....	5	.....	.....	.....	.....	.....	.....	.....
64	Wesley Chapel.	59	.....	5	.....	.....	.....	.....	.....	.....	.....
65	Patuxent—	23	2	4	1	30	.....	.....	.....	.....	.....
66	Mt. Oak.	29	1	6	.....	.....	.....	.....	.....	.....	.....
67	Perry Hall.	75	.....	4	.....	.....	.....	.....	.....	.....	.....
68	Foolesville.	22	2	17	1	32	.....	.....	.....	.....	.....
69	Queen Anne—St. Paul.	40	.....	3	.....	.....	.....	.....	.....	.....	.....
70	Reisterstown—	89	.....	1	.....	.....	.....	.....	.....	.....	.....
71	Deer Park.	32	.....	3	.....	.....	.....	.....	.....	.....	.....
72	Grace.	18	.....	4	.....	.....	.....	.....	.....	.....	.....
73	Royal Oak-Tilghmans—	39	1	4	1	12	.....	.....	.....	.....	.....
74	Royal Oak.	70	.....	1	.....	.....	.....	.....	.....	.....	.....
75	Tilghmans.	35	.....	1	.....	.....	.....	.....	.....	.....	.....
76	Trappe—	70	.....	2	.....	.....	.....	.....	.....	.....	.....
77	Faith Chapel.	90	.....	5	.....	.....	.....	.....	.....	.....	.....
78	Trinity.	.....	1	8	.....	.....	.....	.....	.....	.....	.....
79	Wesley Grove—	.....	.....	10	.....	.....	.....	.....	.....	.....	.....
80	Friendship.	.....	.....	.....	.....	.....	.....	.....	.....	.....	.....
81	Ridge.	.....	.....	.....	.....	.....	.....	.....	.....	.....	.....
82	Total.	4,115	67	607	39	950	\$11,186	\$4,437	.....	.....	32

TABLE No. 2—CHURCH PAPERS TAKEN, WOMAN'S WORK, LAY ACTIVITIES, EPWORTH LEAGUES AND SUNDAY SCHOOLS.

Local Church Schools.														
Local Church Boards of Ch. Education	Number of Church Schools	Officers and Teachers	Scholars in Children's Division	Scholars in Young People's Division	Scholars in Adult Division	Total Enrollment including Officers and Teachers	Total Enrollment Last Year	Number of Scholars joining the Church	Churches Having Week-Day Meetings with Children	Churches Having Vacation Schools	Number Taking Training Courses	Raised on Church School Day	Raised for Missions	Raised for All Other Purposes
60	1	10	25	15	35	75	94	8	...	...	5	3	35	28
61	1	11	43	28	44	122	116	9	...	1	10	3	57	99
62	1	16	56	30	14	126	104	...	...	...	10	3	45	175
63	1	6	17	16	20	59	51	6	...	...	2	4	5	102
64	1	9	41	37	28	115	98	3	...	4	...	...	69	117
65	1	7	33	13	5	58	62	3	...	2	...	...	2	126
66	...	7	38	24	11	80	77	...	1	...	...	3	100	106
67	1	15	90	64	65	234	230	21	...	...	15	10	480	200
68	...	16	25	30	33	104	129	8	...	1	...	8	350	150
69	1	8	18	26	22	74	68	...	...	...	...	7	90	82
70	1	14	26	24	10	74	67	...	...	...	...	5	91	213
71	1	10	18	19	26	73	83	...	...	...	...	8	71	84
72	1	7	10	15	19	51	46	...	...	...	...	...	...	30
73	1	3	20	12	8	43	46	...	...	1	...	1	...	...
74	...	5	11	16	16	48	39	3	...	...	1	1	90	...
75	1	13	25	25	31	94	99	4	...	...	1	5	114	231
76	1	18	42	44	39	143	150	5	...	1	7	5	263	232
60	73	956	3,158	2,344	2,739	9,069	8,466	321	8	26	171	\$320	\$8,259	\$14,427



TABLE No. 3—FINANCE.

	Presiding Elder.		Preacher in Charge.		District Work.		General and Conference Work.		
	Appor- tioned.	Paid.	Appor- tioned.	Paid.	Appor- tioned.	Paid.	Appor- tioned.	Assumed.	Paid.
<b>Baltimore District.</b>									
1	993	\$93	\$1,300	\$1,300	\$3	\$3	\$500	\$480	\$480
2	41	41	5,000	5,000	2	2	200	170	170
	134	134	1,800	1,800	5	5	700	650	650
3	108	108	1,500	1,500	5	5	600	550	550
4	108	108	1,600	1,600	5	5	420	350	350
5	300	300	4,000	4,000	15	15	1,800	1,580	1,580
6	111	111	1,500	1,500	5	5	450	356	356
7	160	160	2,400	2,400	10	10	713	600	600
8	185	185	2,700	2,700	10	10	952	850	850
9	162	162	2,200	2,200	5	5	800	700	700
10	222	222	3,000	3,000	10	10	1,120	1,120	1,120
11	74	74	1,100	1,100	5	5	200	218	218
12	238	238	3,200	3,200	10	10	1,600	1,425	1,425
13	140	140	1,900	1,900	5	5	700	600	600
14	37	37	500	500	2	2	162	137	137
15	37	37	500	500	1	1	164	139	139
16	37	37	500	500	1	1	162	137	137
17	37	37	500	500	1	1	162	137	137
	148	148	2,000	2,000	5	5	650	550	550
18	18	18	297	289	1	1	78	51	51
19	45	42	533	477	1	1	319	292	292
20	16	16	225	225	1	1	103	76	43
21	18	16	252	216	1	1	98	71	43
22	13	13	193	193	1	1	92	65	65
	110	105	1,500	1,400	5	5	680	555	424

Financial Exhibit—Raised During the Year.

Golden Cross	Mission Specials	Superannate Endowment	Superannate Homes	Orphanages	Churches and Parsonages	Insurance Premiums	Incidentals	All Other Purposes	Total Amount Raised by Woman's Missionary Societies	Total Amount Raised by Brotherhoods	Total Amount Raised by Church Schools	Total	Less Items Reported Twice	Grand Total for Year
1	..	..	..	\$37	\$782	\$53	\$570	\$204	\$810	....	\$656	\$4,988	\$899	\$4,089
2	..	..	..	20	542	23	229	82	....	....	396	2,005	290	1,715
3	..	..	..	57	1,321	76	789	286	810	....	1,052	6,993	1,189	5,804
4	..	..	..	18	100	..	125	531	139	....	594	3,565	260	3,405
5	..	..	..	20	1,092	40	146	244	651	....	260	4,533	645	3,888
6	..	..	..	100	6,058	270	5,488	2,078	4,390	....	1,249	25,476	900	24,576
7	..	..	..	26	1,470	..	440	433	109	....	1,277	5,835	825	5,010
8	..	..	..	96	503	..	1,558	148	681	....	635	6,882	599	6,283
9	..	..	..	125	4,500	14	400	1,600	1,748	....	1,467	13,599	1,370	12,229
10	..	..	..	90	711	20	325	2,568	375	....	1,173	8,344	895	7,449
11	..	..	..	30	2,758	269	800	870	2,034	....	1,898	13,011	..	13,011
12	..	..	..	20	354	26	437	437	16	....	330	2,596	99	2,497
13	..	..	..	126	9,910	256	4,148	71	2,352	....	1,599	23,412	1,939	21,473
14	..	..	..	15	500	51	416	25	253	....	468	4,396	250	4,146
15	..	..	..	15	146	29	160	61	..	....	360	1,447	47	1,400
16	..	..	..	15	50	15	137	24	..	....	347	1,265	133	1,132
17	..	..	..	15	50	..	75	35	..	....	224	1,074	20	1,054
18	..	..	..	15	370	36	100	39	..	....	386	1,621	45	1,576
19	..	..	..	69	616	80	472	159	..	....	1,317	5,407	245	5,162
20	..	..	..	..	..	12	25	41	58	....	131	626	72	554
21	..	..	..	12	..	19	80	626	29	....	356	1,864	170	1,694
22	..	..	..	..	..	8	44	3	37	....	37	390	21	369
23	..	..	..	..	..	23	36	2	..	....	53	387	35	352
24	..	..	..	24	..	9	27	24	..	....	43	387	35	352
25	..	..	..	24	..	71	212	696	124	....	620	3,681	833	3,348

TABLE No. 3—FINANCE.

	Presiding Elder.		Preacher in Charge.		District Work.		General and Conference Work.			
	Appor- tioned.	Paid.	Appor- tioned.	Paid.	Appor- tioned.	Paid.	Appor- tioned.	Assumed.	Paid.	
<b>Baltimore District—Continued.</b>										
<b>Church Hill—Millington—G. M. Butt</b>										
23 Chesterville. ....	30	...	...	425	...	425	...	105	...	105
24 Church Hill. ....	30	30	...	450	...	450	...	105	...	105
25 Millington. ....	30	30	...	350	...	350	...	105	...	105
26 Sudlersville. ....	30	30	...	350	...	350	...	315	...	315
Total. ....	90	90	...	1,225	...	1,225	...	450	...	450
<b>Clarksburg—Thomas Morgan</b>										
27 Clarksburg. ....	17	17	...	251	...	251	...	57	...	57
28 Dickerson. ....	17	17	...	263	...	263	...	50	...	50
29 Forest Grove. ....	17	17	...	183	...	183	...	53	...	53
30 Hyattstown. ....	17	17	...	253	...	253	...	65	...	65
Total. ....	68	68	...	950	...	950	...	225	...	225
31 Easton—Trinity—Frank A. Tyler	112	112	...	1,550	...	1,550	...	350	...	350
<b>Ferndale—C. L. Fely (III)</b>										
32 Ferndale. ....	44	44	...	600	...	615	...	246	...	206
33 Pasadena. ....	30	30	...	400	...	410	...	144	...	104
Total. ....	74	74	...	1,000	...	1,025	...	390	...	310
<b>Frederick City—W. T. Gover</b>										
34 Bethany. ....	17	17	...	246	...	246	...	40	...	40
35 Trinity. ....	49	49	...	654	...	654	...	220	...	220
Total. ....	66	66	...	900	...	900	...	260	...	260
<b>Freedom—C. W. Jordan</b>										
36 Bethany. ....	10	10	...	150	...	150	...	35	...	20
37 Fohrsville. ....	35	35	...	431	...	431	...	217	...	135
38 Freedom. ....	21	21	...	297	...	297	...	163	...	94
39 Oakland. ....	10	10	...	140	...	140	...	35	...	20
40 Salem. ....	24	24	...	346	...	346	...	200	...	106
41 St. James. ....	100	100	...	1,364	...	1,364	...	650	...	375
Total. ....	100	100	...	1,364	...	1,364	...	650	...	375

Financial Exhibit—Raised During the Year.

	Golden Cross	Mission Specials	Superannate Endowment	Superannate Homes	Orphanages	Churches and Parsonages	Insurance Premiums	Incidentals	All Other Purposes	Total Amount Raised by Woman's Mis- sionary Societies	Total Amount Raised by Brotherhoods	Total Amount Raised by Church Schools	Total	Less Items Reported Twice	Grand Total for Year
23	..	..	..	..	10	60	..	..	..	90	..	..	160	..	160
24	..	..	..	..	29	85	34	13	..	..	..	102	825	11	814
25	..	..	..	..	25	135	19	25	..	..	..	26	817	5	812
26	..	..	..	..	29	30	..	26	..	..	..	20	591	..	591
27	2	..	5	..	93	310	53	64	..	90	..	148	2,393	16	2,377
28	..	..	..	..	10	30	12	75	10	..	..	..	470	..	470
29	..	..	..	..	15	240	25	75	30	..	..	165	882	10	872
30	3	..	..	..	10	500	15	100	100	..	..	200	1,182	10	1,172
31	5	..	5	..	15	200	25	75	100	..	..	125	876	19	857
32	..	..	..	..	50	970	77	325	240	..	..	490	3,410	39	3,371
33	..	..	..	..	..	1,061	..	966	189	79	..	347	4,026	557	3,469
34	..	..	..	..	41	..	..	127	179	33	..	969	3,278	354	2,924
35	..	..	..	..	22	..	..	25	80	..	..	114	889	..	775
36	..	..	..	..	63	1,061	17	152	259	33	..	1,168	4,167	468	3,699
37	..	..	..	..	..	270	10	40	..	..	..	100	725	73	652
38	..	..	..	..	5	229	12	240	191	..	..	359	2,019	318	1,701
39	..	..	..	..	5	499	22	280	191	..	..	459	2,744	391	2,353
40	..	..	..	..	..	..	..	..	..	..	..	..	..	..	..
41	..	..	..	..	10	30	13	30	100	..	..	53	274	53	221
42	..	..	..	..	36	110	50	50	275	202	..	1,012	3,579	227	3,352
43	..	..	..	..	..	..	..	..	..	..	..	..	..	..	..
44	..	..	..	..	..	..	..	..	..	..	..	..	..	..	..
45	..	..	..	..	..	..	..	..	..	..	..	..	..	..	..
46	..	..	..	..	..	..	..	..	..	..	..	..	..	..	..
47	..	..	..	..	..	..	..	..	..	..	..	..	..	..	..
48	..	..	..	..	..	..	..	..	..	..	..	..	..	..	..
49	..	..	..	..	..	..	..	..	..	..	..	..	..	..	..
50	..	..	..	..	..	..	..	..	..	..	..	..	..	..	..
51	..	..	..	..	..	..	..	..	..	..	..	..	..	..	..
52	..	..	..	..	..	..	..	..	..	..	..	..	..	..	..
53	..	..	..	..	..	..	..	..	..	..	..	..	..	..	..
54	..	..	..	..	..	..	..	..	..	..	..	..	..	..	..
55	..	..	..	..	..	..	..	..	..	..	..	..	..	..	..
56	..	..	..	..	..	..	..	..	..	..	..	..	..	..	..
57	..	..	..	..	..	..	..	..	..	..	..	..	..	..	..
58	..	..	..	..	..	..	..	..	..	..	..	..	..	..	..
59	..	..	..	..	..	..	..	..	..	..	..	..	..	..	..
60	..	..	..	..	..	..	..	..	..	..	..	..	..	..	..
61	..	..	..	..	..	..	..	..	..	..	..	..	..	..	..
62	..	..	..	..	..	..	..	..	..	..	..	..	..	..	..
63	..	..	..	..	..	..	..	..	..	..	..	..	..	..	..
64	..	..	..	..	..	..	..	..	..	..	..	..	..	..	..
65	..	..	..	..	..	..	..	..	..	..	..	..	..	..	..
66	..	..	..	..	..	..	..	..	..	..	..	..	..	..	..
67	..	..	..	..	..	..	..	..	..	..	..	..	..	..	..
68	..	..	..	..	..	..	..	..	..	..	..	..	..	..	..
69	..	..	..	..	..	..	..	..	..	..	..	..	..	..	..
70	..	..	..	..	..	..	..	..	..	..	..	..	..	..	..
71	..	..	..	..	..	..	..	..	..	..	..	..	..	..	..
72	..	..	..	..	..	..	..	..	..	..	..	..	..	..	..
73	..	..	..	..	..	..	..	..	..	..	..	..	..	..	..
74	..	..	..	..	..	..	..	..	..	..	..	..	..	..	..
75	..	..	..	..	..	..	..	..	..	..	..	..	..	..	..
76	..	..	..	..	..	..	..	..	..	..	..	..	..	..	..
77	..	..	..	..	..	..	..	..	..	..	..	..	..	..	..
78	..	..	..	..	..	..	..	..	..	..	..	..	..	..	..
79	..	..	..	..	..	..	..	..	..	..	..	..	..	..	..
80	..	..	..	..	..	..	..	..	..	..	..	..	..	..	..
81	..	..	..	..	..	..	..	..	..	..	..	..	..	..	..
82	..	..	..	..	..	..	..	..	..	..	..	..	..	..	..
83	..	..	..	..	..	..	..	..	..	..	..	..	..	..	..
84	..	..	..	..	..	..	..	..	..	..	..	..	..	..	..
85	..	..	..	..	..	..	..	..	..	..	..	..	..	..	..
86	..	..	..	..	..	..	..	..	..	..	..	..	..	..	..
87	..	..	..	..	..	..	..	..	..	..	..	..	..	..	..
88	..	..	..	..	..	..	..	..	..	..	..	..	..	..	..
89	..	..	..	..	..	..	..	..	..	..	..	..	..	..	..
90	..	..	..	..	..	..	..	..	..	..	..	..	..	..	..
91	..	..	..	..	..	..	..	..	..	..	..	..	..	..	..
92	..	..	..	..	..	..	..	..	..	..	..	..	..	..	..
93	..	..	..	..	..	..	..	..	..	..	..	..	..	..	..
94	..	..	..	..	..	..	..	..	..	..	..	..	..	..	..
95	..	..	..	..	..	..	..	..	..	..	..	..	..	..	..
96	..	..	..	..	..	..	..	..	..	..	..	..	..	..	..
97	..	..	..	..	..	..	..	..	..	..	..	..	..	..	..
98	..	..	..	..	..	..	..	..	..	..	..	..	..	..	..
99	..	..	..	..	..	..	..	..	..	..	..	..	..	..	..
100	..	..	..	..	..	..	..	..	..	..	..	..	..	..	..



TABLE No. 3.—FINANCE.

		Presiding Elder.		Preacher in Charge		District Work.		General and Conference Work		
		Appor- tioned.	Paid.	Appor- tioned.	Paid.	Appor- tioned.	Paid.	Appor- tioned.	Assumed	Paid.
43	Gaithersburg—W. J. Elliott	132	132	2,100	2,100	5	5	770	720	720
44	Grace. . . . .	30	30	300	300	..	..	40	30	30
	McDonald. . . . .	..	..	2,400	2,400	5	5	810	750	750
	Total. . . . .	132	132	1,200	1,200	5	5	410	225	225
45	Goldsboro—L. B. Bobbitt. . . . .	89	89	900	900	5	5	339	160	165
46	Goshen-Emory—C. A. Michael (IV) . . . . .	67	67	900	900	..	..	..	..	..
47	Emory. . . . .	67	67	900	900	5	5	339	160	165
	Goshen. . . . .	..	..	..	..	..	..	..	..	..
	Total. . . . .	67	67	900	900	5	5	339	160	165
48	Howard—W. D. Eye	20	16	300	258	1	1	..	100	100
49	Harmony. . . . .	26	26	300	300	1	1	..	75	75
50	Linden. . . . .	33	33	600	600	2	2	..	225	225
51	Mt. Zion. . . . .	29	29	300	300	1	1	..	110	110
	Providence. . . . .	108	104	1,500	1,458	5	5	..	510	510
	Total. . . . .	108	104	1,500	1,458	5	5	..	510	510
52	Ingleside—J. W. Newman (I)	32	32	400	400	2	2	120	120	120
53	Barclay. . . . .	55	55	700	700	3	3	210	210	210
	Ingleside. . . . .	87	87	1,100	1,100	5	5	330	330	330
	Total. . . . .	87	87	1,100	1,100	5	5	330	330	330
54	Jarrettsville—P. R. Diehl	87	87	1,300	1,300	3	3	500	460	460
55	Calvary. . . . .	43	43	450	450	2	2	155	155	155
	Fairview. . . . .	130	130	1,750	1,750	5	5	655	615	615
	Total. . . . .	130	130	1,750	1,750	5	5	655	615	615
56	Laurel-Savage—R. L. Wittig	35	35	400	400	1	1	170	100	107
57	Emmanuel. . . . .	44	44	650	650	2	2	205	125	125
58	Grace. . . . .	44	44	650	650	2	2	205	125	125
	Trinity. . . . .	123	123	1,700	1,700	5	5	580	350	357
	Total. . . . .	123	123	1,700	1,700	5	5	580	350	357
59	Mt. Airy—M. L. Fearnow	..	..	..	..	..	..	..	..	..
60	Bartholows. . . . .	20	20	280	280	..	..	140	100	100
	Marvin. . . . .	..	..	..	..	..	..	..	..	..

Financial Exhibit—Raised During the Year.

	Golden Cross	Mission Specials	Superannuate Endowment	Superannuate Homes	Orphanages	Churches and Parsonages	Insurance Premiums	Incidentals	All Other Purposes	Total Amount Raised by Women's Missionary Societies	Total Amount Raised by Brotherhoods	Total Amount Raised by Church Schools	Total	Less Items Reported Twice	Grand Total for Year
43	...	66	5	25	20	1,223	58	122	751	136	...	677	6,040	1,167	4,873
44	...	23	...	25	...	125	7	30	135	...	...	108	783	108	675
45	...	89	5	50	...	1,348	65	152	886	136	...	785	6,823	1,275	5,548
46	...	...	...	...	16	100	57	216	88	30	...	539	2,505	320	2,185
47	...	...	...	...	...	...	22	...	...	64	...	175	1,398	30	1,368
48	...	3	...	...	3	60	22	...	...	64	...	175	1,398	30	1,368
49	...	5	...	...	3	60	14	19	27	133	...	...	634	38	596
50	...	46	...	...	9	104	23	183	86	80	...	50	714	55	659
51	...	6	...	...	6	188	17	46	7	256	...	107	1,963	267	1,696
52	...	3	...	...	21	412	64	266	138	774	...	572	4,384	608	3,776
53	...	6	...	...	29	450	2	70	10	44	...	135	1,712	...	706
54	...	9	...	...	37	485	...	110	10	41	...	199	2,418	...	1,712
55	...	...	...	...	25	400	88	54	450	120	...	365	3,352	...	2,418
56	...	20	...	...	15	25	14	42	272	34	...	86	1,138	...	225
57	...	7	...	...	40	425	102	96	722	154	...	451	4,490	...	934
58	...	31	...	...	23	345	62	104	3	...	...	226	1,278	...	4,061
59	...	...	...	...	26	...	...	56	17	...	...	176	1,468	...	1,146
60	...	...	...	...	12	434	76	219	60	...	...	276	1,646	...	1,085
	...	...	...	...	61	779	...	70	60	...	...	678	4,092	...	3,688
	...	...	...	...	9	46	21	...	6	...	...	13	25	...	25
	...	...	...	...	...	...	...	...	...	...	...	66	618	...	583

TABLE No. 3.—FINANCE.

		Presiding Elder.		Preacher in Charge.		District Work.		General and Conference Work.		
		Appor- tioned.	Paid.	Appor- tioned.	Paid.	Appor- tioned.	Paid.	Appor- tioned.	Assumed.	Paid.
61	Trinity.....	48	48	730	730	5	5	280	200	200
	Total.....	68	68	1,010	1,022	5	5	420	300	300
62	Odenton—Jessup—Charles Brady	36	36	500	500	2	.....	.....	120	89
63	Bethel.....	36	36	500	500	3	.....	.....	120	71
	Wesley Chapel.....	72	72	1,000	1,000	5	.....	.....	240	160
	Total.....	54	54	850	850	3	.....	.....	234	234
64	Mt. Oak.....	28	28	350	350	2	.....	.....	116	116
65	Trinity.....	82	82	1,200	1,200	5	.....	.....	350	350
	Total.....	25	25	400	420	5	.....	.....	100	100
66	Perry Hall—Elmer L. Thompson.....	111	111	1,500	1,500	5	.....	.....	525	525
67	Poolesville—L. S. Rudasill.....	74	74	1,020	1,020	5	.....	.....	350	350
68	Queen Anne—St. Paul—J. M. York.....	21	21	250	250	1	.....	.....	90	90
69	Reisterstown—E. T. Harrison	75	75	1,050	1,050	4	.....	.....	270	270
70	Deer Park.....	96	96	1,300	1,300	5	.....	.....	360	360
	Grace.....	68	68	800	800	4	.....	.....	210	210
	Total.....	10	10	250	250	1	.....	.....	30	30
71	Royal Oak—Tilghmans—C. I. Flory	78	78	1,050	1,050	5	.....	.....	240	240
72	Royal Oak.....	10	10	125	125	.....	.....	.....	25	25
	Tilghmans.....	46	46	675	675	5	.....	.....	225	225
	Total.....	56	56	800	800	5	.....	.....	250	250
73	Trappe—S. J. L. Dulaney	74	74	1,000	1,000	2	.....	.....	412	350
74	Faith Chapel.....	74	74	1,000	1,000	3	.....	.....	413	375
	Trinity.....	148	148	2,000	2,000	5	.....	.....	500	725
	Total.....	148	148	2,000	2,000	5	.....	.....	700	725
75	Wesley Grove—H. M. Waters	.....	.....	.....	.....	.....	.....	.....	.....	.....
76	Friendship.....	.....	.....	.....	.....	.....	.....	.....	.....	.....
	Ridge.....	.....	.....	.....	.....	.....	.....	.....	.....	.....
	Total.....	.....	.....	.....	.....	.....	.....	.....	.....	.....
	Total.....	\$1,256	\$1,247	\$59,219	\$59,134	\$215	\$205	\$20,209	\$18,376	\$18,070

Financial Exhibit—Raised During the Year.

	Golden Cross	Mission Specials	Supernummate Endowment	Supernummate Homes	Orphanages	Churches and Parsonages	Insurance Premiums	Incidentals	All Other Purposes	Total Amount Raised by Woman's Missionary Societies	Total Amount Raised by Brotherhoods	Total Amount Raised by Church Schools	Total	Less Items Reported Twice	Grand Total for Year
61	10	10	..	..	9	6	116	116	26	143	..	159	1,568	45	1,523
62	10	10	..	..	18	52	137	186	32	143	..	238	2,211	80	2,131
63	..	..	..	..	10	52	11	..	..	..	..	225	923	..	923
64	..	..	..	..	15	114	8	6	..	99	..	113	910	..	910
65	..	..	..	..	25	785	19	6	..	99	..	338	1,833	..	1,833
66	..	..	..	..	29	..	37	326	..	408	..	128	2,952	421	2,531
67	..	..	..	..	11	..	15	107	..	4	..	800	800	4	796
68	..	..	..	..	11	..	52	433	..	412	..	314	3,752	425	3,327
69	..	..	..	..	40	819	14	201	..	190	..	206	1,290	100	1,190
70	..	..	..	..	24	100	14	265	416	368	..	680	3,960	480	3,480
71	..	..	..	..	..	..	90	..	100	187	..	500	2,391	350	2,041
72	..	..	..	..	20	100	35	..	..	..	..	179	754	90	664
73	..	..	..	..	22	45	12	122	..	..	..	179	754	90	664
74	..	..	..	..	10	320	36	266	35	..	..	309	2,385	91	2,294
75	..	..	..	..	32	375	48	388	47	..	..	488	3,139	181	2,958
76	..	..	..	..	17	133	37	123	18	204	..	163	1,777	115	1,662
77	..	..	..	..	1	73	..	46	..	..	..	30	441	..	441
78	..	..	..	..	18	206	37	169	18	204	..	193	2,218	115	2,103
79	..	..	..	..	..	110	3	5	..	..	..	11	289	6	283
80	..	..	..	..	6	55	26	105	65	..	..	90	1,304	90	1,214
81	..	..	..	..	6	165	29	110	65	..	..	101	1,593	96	1,497
82	..	..	..	..	20	261	46	141	13	204	..	350	2,461	298	2,163
83	..	..	..	..	19	114	46	72	101	205	..	490	2,499	372	2,227
84	..	..	..	..	39	375	92	213	114	409	..	840	4,360	670	4,090
	\$10	\$566	\$10	\$50	\$1,471	\$39,082	\$2,471	\$20,194	\$13,936	\$17,300	....	\$24,860	\$201,606	\$16,815	\$184,791



TABLE No. 1—MEMBERSHIP, CHURCH PROPERTY AND INSURANCE.

Lewisburg District		Membership.										
		Members Reported Last Year	Incl. Local Preachers.	Additions on Profession of Faith.	Additions by Certificate and Otherwise.	Removals by Death and Otherwise.	Present Total Membership Including Local Preachers.	Local Preachers.	Number Licensed to Preach.	Infants Baptized.	All Others Baptized.	
1	Alderson.	448	16	24	27	461	1	....	4	6		
2	Alvon—	120	6	....	1	125	....	....	1	3		
3	Columbia Sulphur.	27	2	....	....	29	....	....	....	1		
4	Eakle Chapel.	33	2	....	....	35	....	....	....	....		
5	Emberry Chapel.	6	....	....	....	6	....	....	....	....		
6	Neola.	32	1	....	....	33	....	....	....	1		
7	Whatcoat.	22	1	....	....	23	....	....	....	1		
8	<b>Blue Sulphur—</b>											
9	Coe Memorial.	57	....	....	1	56	....	....	....	....		
10	Emmanuel.	87	....	7	....	94	....	....	....	....		
11	Greene Memorial.	32	1	....	....	33	....	....	....	....		
12	Hangers.	66	6	2	....	74	....	....	....	9		
13	James Chapel.	62	1	....	....	63	....	....	....	....		
14	Trinity.	45	....	....	....	45	....	....	....	....		
15	<b>Callaghans—</b>											
16	Cedar Creek.	51	....	....	....	51	....	....	....	....		
17	Emory.	38	....	10	8	40	....	....	....	....		
18	Fletcher.	117	....	9	13	113	....	....	....	....		
19	Hoke.	35	....	....	6	29	....	....	....	....		
20	Moss Run.	8	....	....	....	8	....	....	....	....		
21	Mt. Carmel.	90	....	6	19	77	....	....	....	....		
22	Mt. Pleasant.	50	....	2	36	16	....	....	....	....		
23	Clifton Forge.	1,086	18	19	25	1,098	1	....	4	5		
24	<b>Covington—</b>											
25	Epworth.	323	12	15	12	338	2	....	4	11		
26	Granberry.	990	25	55	20	1,050	1	....	8	20		

TABLE No. 1—MEMBERSHIP, CHURCH PROPERTY AND INSURANCE.

	Church Property.										Insurance.				
	Number of Congrega- tions in Charge.	Number of Church Buildings.	Value of Buildings, Equip- ment, and Land.	Indebted- ness.	Number of Parson- ages.	Value of Parson- ages, Fur- nishings, and Land.	Indebted- ness.	Value of Other Church Property.	Insurance Carried.	Churches Damaged or De- stroyed.	Parsonages Damaged or De- stroyed.	Amount of Damage.	Loss Collected		
1	1	1	\$50,000	.....	1	\$7,000	\$4,310	.....	\$1,500	.....	.....	.....	.....		
2	2	2	2,500	.....	1	2,000	.....	\$500	.....	.....	.....	.....	.....		
3	2	1	1,000	.....	.....	.....	.....	.....	.....	.....	.....	.....	.....		
4	1	1	1,500	.....	.....	.....	.....	.....	.....	.....	.....	.....	.....		
5	1	1	1,500	.....	.....	.....	.....	.....	.....	.....	.....	.....	.....		
6	1	1	1,500	.....	.....	.....	.....	.....	.....	.....	.....	.....	.....		
7	1	1	1,500	.....	.....	.....	.....	.....	.....	.....	.....	.....	.....		
8	1	1	3,000	.....	1	3,000	.....	.....	2,700	.....	.....	.....	.....		
9	1	1	3,000	.....	.....	.....	.....	.....	.....	.....	.....	.....	.....		
10	1	1	2,000	.....	.....	.....	.....	.....	.....	.....	.....	.....	.....		
11	1	.....	.....	.....	.....	.....	.....	.....	.....	.....	.....	.....	.....		
12	1	1	3,000	.....	.....	.....	.....	.....	.....	.....	.....	.....	.....		
13	1	1	2,500	.....	.....	.....	.....	.....	.....	.....	.....	.....	.....		
14	.....	.....	.....	.....	.....	.....	.....	.....	.....	.....	.....	.....	.....		
15	1	1	1,000	.....	.....	.....	.....	.....	.....	.....	.....	.....	.....		
16	1	1	3,000	.....	250	3,500	.....	.....	3,000	.....	.....	.....	.....		
17	1	1	1,000	.....	.....	.....	.....	.....	.....	.....	.....	.....	.....		
18	.....	.....	.....	.....	.....	.....	.....	.....	.....	.....	.....	.....	.....		
19	1	1	4,000	.....	400	.....	.....	.....	1,000	.....	.....	.....	.....		
20	1	1	1,000	.....	.....	.....	.....	.....	.....	.....	.....	.....	.....		
21	1	1	80,000	.....	1	5,000	.....	.....	28,000	.....	.....	.....	.....		
22	1	1	30,000	17,200	.....	.....	.....	500	15,000	.....	.....	.....	.....		
23	1	1	90,000	11,500	.....	15,000	.....	7,000	32,500	.....	.....	.....	.....		
24	1	1	.....	13,000	.....	.....	.....	.....	.....	.....	.....	.....	.....		



TABLE No. 1—MEMBERSHIP, CHURCH PROPERTY AND INSURANCE.

	Church Property.										Insurance.				
	Number of Congrega- tions in Charge.	Number of Church Buildings.	Value of Buildings, Equip- ment, and Land.	Indebted- ness.	Number of Parson- ages.	Value of Parson- ages, Fur- nishings, and Land.	Indebted- ness	Value of Other Church Property.	Insurance Carried.	Churches Damaged or De- stroyed.	Parsonages Damaged or De- stroyed.	Amount of Damage.	Loss Collected		
24	1	1	5,000												
25	1	1	1,500												
26	1	1	4,000					300	2,100						
27	1	1	2,000												
28	1	1	2,000												
29	1	1	3,500		1	5,000									
30	1	1	5,000		1	4,000			2,000						
31	1	1	2,500						1,000						
32	1	1	3,000												
33	1	1	2,500												
34	1	1	4,000												
35	1	1	1,500												
36	1	1	1,500		1	3,000									
37	1	1	500												
38	1	1	1,000					1,000							
39	1	1	2,000		1	2,000									
40	1	1	3,000												
41	1	1	4,000												
42	...	...	...	...	...	...	...	...	...	...	...	...	...		
43	1	1	1,000												
44	1	2	100,000	13,000	1	16,500			45,000						
45	1	1	4,000		1	7,500	550		5,000						
46	1	1	1,500												
47	1	1	2,000												
48	1	1	1,500												
49	1	1	2,000												



TABLE No. 1—MEMBERSHIP, CHURCH PROPERTY AND INSURANCE.

	Membership.									
	Members Reported Last Year.	Incl. Local Preachers.	Additions on Profession of Faith.	Additions by Certificate and Otherwise.	Removals by Death and Otherwise.	Present Membership Including Local Preachers.	Local Preachers.	Number Licensed to Preach.	Infants Baptized.	All Others Baptized.
<b>Huntersville—</b>										
50	17	.....	.....	.....	.....	17	.....	.....	.....	.....
51	13	.....	.....	.....	.....	13	.....	.....	.....	.....
52	48	.....	2	.....	1	49	1	.....	8	.....
53	43	.....	.....	.....	.....	43	.....	.....	.....	.....
54	84	.....	5	.....	3	86	.....	.....	2	1
55	8	.....	.....	.....	.....	8	.....	.....	.....	.....
<b>Levelton—</b>										
56	58	.....	4	.....	.....	62	.....	.....	.....	.....
57	204	.....	4	.....	6	202	.....	.....	.....	3
58	106	.....	.....	.....	2	104	.....	.....	.....	.....
59	80	.....	7	.....	3	84	.....	.....	.....	6
60	69	.....	1	.....	1	69	.....	.....	.....	.....
61	71	.....	.....	.....	.....	70	.....	.....	.....	.....
62	488	.....	3	13	7	497	.....	.....	8	3
63	459	.....	16	12	88	399	1	.....	11	7
<b>Paint Bank—</b>										
64	33	.....	6	1	1	39	.....	.....	.....	6
65	16	.....	1	.....	.....	17	.....	.....	.....	1
66	32	.....	.....	.....	2	30	.....	.....	.....	.....
67	26	.....	.....	.....	.....	26	.....	.....	.....	.....
68	16	.....	.....	.....	.....	16	.....	.....	.....	.....
69	79	.....	.....	1	.....	80	.....	.....	.....	.....
70	31	.....	3	.....	1	33	.....	.....	.....	3
<b>Peterstown—</b>										
71	50	.....	.....	.....	.....	50	.....	.....	.....	.....
72	60	.....	4	1	.....	65	.....	.....	.....	4
73	35	.....	2	1	1	37	.....	.....	.....	2
74	100	.....	.....	1	.....	100	.....	.....	.....	.....
75	20	.....	1	.....	.....	21	.....	.....	.....	.....
76	30	.....	1	.....	.....	31	.....	.....	.....	.....
77	35	.....	5	.....	.....	40	.....	.....	.....	.....

Lewisburg District—Continued.

TABLE No. 1—MEMBERSHIP, CHURCH PROPERTY AND INSURANCE.

Number of Congrega- tions in Charge.	Church Property.										Insurance.				
	Number of Church Buildings.	Value of Buildings, Equip- ment, and Land.	Indebted- ness.	Number of Parson- ages.	Value of Parson- ages, Fur- nishes, and Land.	Indebted- ness.	Value of Other Church Property.	Insurance Carried.	Churches Damaged or De- stroyed.	Parsonages Damaged or De- stroyed.	Amount of Damage.	Loss Collected			
50	1	1,000	.....	.....	.....	.....	.....	.....	.....	.....	.....	.....			
51	1	2,500	.....	1	2,500	.....	.....	.....	.....	.....	.....	.....			
52	1	2,500	.....	.....	.....	.....	.....	.....	.....	.....	.....	.....			
53	1	2,500	.....	.....	.....	.....	.....	.....	.....	.....	.....	.....			
54	1	1,000	.....	.....	.....	.....	.....	.....	.....	.....	.....	.....			
55	1	3,000	.....	.....	.....	.....	.....	.....	.....	.....	.....	.....			
56	1	10,000	.....	1	4,600	.....	.....	.....	.....	.....	.....	.....			
57	1	3,000	.....	.....	.....	.....	.....	.....	.....	.....	.....	.....			
58	1	3,000	.....	.....	.....	.....	.....	.....	.....	.....	.....	.....			
59	1	3,000	.....	.....	.....	.....	.....	.....	.....	.....	.....	.....			
60	1	2,500	.....	.....	.....	.....	.....	.....	.....	.....	.....	.....			
61	1	1,500	.....	.....	.....	.....	.....	.....	.....	.....	.....	.....			
62	1	50,000	.....	.....	8,000	.....	.....	.....	.....	56,000	.....	.....			
63	1	67,000	.....	1	3,000	.....	.....	.....	.....	43,000	.....	.....			
64	1	1,500	.....	.....	.....	.....	.....	.....	.....	.....	.....	.....			
65	1	1,000	.....	.....	.....	.....	.....	.....	.....	.....	.....	.....			
66	1	1,000	.....	.....	.....	.....	.....	.....	.....	.....	.....	.....			
67	1	2,000	.....	.....	.....	.....	.....	.....	.....	.....	.....	.....			
68	1	1,000	.....	.....	.....	.....	.....	.....	.....	.....	.....	.....			
69	1	3,000	.....	.....	.....	.....	.....	.....	.....	.....	.....	.....			
70	1	1,000	.....	.....	.....	.....	.....	.....	.....	.....	.....	.....			
71	1	800	.....	.....	.....	.....	.....	.....	.....	.....	.....	.....			
72	1	1,000	.....	.....	.....	.....	.....	.....	.....	.....	.....	.....			
73	1	1,500	.....	.....	.....	.....	.....	.....	.....	.....	.....	.....			
74	1	2,000	.....	1	3,500	.....	.....	.....	.....	.....	.....	.....			
75	1	.....	.....	.....	.....	.....	.....	.....	.....	.....	.....	.....			
76	1	2,000	.....	.....	.....	.....	.....	.....	.....	.....	.....	.....			
77	1	1,000	.....	.....	.....	.....	.....	.....	.....	.....	.....	.....			

TABLE No. 1.—MEMBERSHIP, CHURCH PROPERTY AND INSURANCE.

	Membership.									
	Members Reported Last Year, Incl. Local Preachers.	Additions on Profession of Faith.	Additions by Certificate and Otherwise.	Removals by Death and Otherwise.	Present Total Membership Including Local Preachers.	Local Preachers.	Number Licensed to Preach.	Infants Baptized.	All Others Baptized.	
<b>Lewisburg District—Continued.</b>										
<b>Richlands—</b>										
78 Calvary.....	117	4	.....	2	119	.....	.....	1	4	
79 Grace.....	60	6	..... 1	.....	67	.....	.....	.....	2	
80 Mt. Gap.....	46	.....	.....	.....	46	.....	.....	.....	.....	
81 Roncevert.....	371	1	..... 1	11	362	.....	.....	5	.....	
<b>Selma—</b>										
82 Rich Patch Mines.....	21	.....	.....	4	21	.....	.....	3	.....	
83 Selma.....	143	4	..... 1	.....	144	..... 1	.....	6	4	
84 Upper Rich Patch.....	32	.....	.....	1	31	.....	.....	.....	.....	
85 Wilson Creek.....	115	.....	.....	4	111	.....	.....	.....	.....	
<b>Talcott-Bell Point—</b>										
86 Forest Hill.....	97	4	..... 1	1	101	.....	.....	.....	4	
87 Lowell.....	37	.....	.....	.....	37	.....	.....	.....	.....	
88 Miller Memorial.....	73	2	..... 2	.....	76	.....	.....	.....	1	
89 New Hope.....	206	3	.....	2	207	.....	.....	.....	3	
90 Oak Grove.....	181	2	.....	3	180	.....	.....	.....	2	
91 Pisgah.....	54	1	.....	.....	55	.....	.....	.....	.....	
92 Talcott-Trinity.....	74	.....	..... 1	.....	75	.....	.....	.....	.....	
<b>Union—</b>										
93 Central (Rehoboth).....	28	.....	.....	.....	28	.....	.....	.....	.....	
94 Gap Mills.....	161	1	.....	.....	162	.....	.....	.....	.....	
95 Highland Park.....	144	36	.....	2	178	.....	.....	.....	34	
96 Marvin.....	62	1	.....	1	62	.....	.....	.....	1	
97 Pickaway.....	135	4	.....	7	132	.....	.....	.....	2	
98 Union.....	206	3	..... 4	27	186	.....	.....	.....	2	
99 White Sulphur.....	495	12	..... 12	37	482	.....	.....	13	.....	
<b>Williamsburg—</b>										
100 Cold Spring.....	47	.....	..... 1	2	46	.....	.....	.....	.....	
101 New Bethel.....	50	.....	.....	2	48	.....	.....	.....	.....	
102 Wesley.....	65	.....	.....	3	62	.....	.....	.....	.....	
103 Williamsburg (Andrews Chapel).....	265	.....	..... 2	3	264	.....	.....	1	.....	
Total.....	12,328	444	391	489	12,671	13	2	101	304	

TABLE No. 1—MEMBERSHIP, CHURCH PROPERTY AND INSURANCE.

Number of Congrega- tions in Charge.	Church Property.							Insurance.				
	Number of Church Buildings.	Value of Buildings, Equip- ment, and Land.	Indebted- ness.	Number of Parson- ages.	Value of Parson- ages, Fur- nishings, and Land.	Indebted- ness.	Value of Other Church Property.	Insurance Carried.	Churches Damaged or De- stroyed.	Parsonages Damaged or De- stroyed.	Amount of Damage.	Loss Collected
78	1	8,500	.....	1	4,000	.....	.....	6,100	.....	.....	.....	.....
79	1	3,000	.....	.....	.....	.....	.....	.....	.....	.....	.....	.....
80	1	1,000	.....	.....	.....	.....	.....	.....	.....	.....	.....	.....
81	1	41,000	3,850	1	4,000	.....	1,000	26,000	.....	.....	.....	.....
82	1	.....	.....	.....	3,500	344	.....	3,200	.....	.....	.....	.....
83	1	8,200	.....	1	.....	.....	.....	.....	.....	.....	.....	.....
84	1	.....	.....	.....	.....	.....	.....	1,500	.....	.....	.....	.....
85	1	4,300	.....	.....	.....	.....	.....	.....	.....	.....	.....	.....
86	1	2,000	.....	.....	.....	.....	.....	.....	.....	.....	.....	.....
87	1	.....	.....	.....	.....	.....	.....	.....	.....	.....	.....	.....
88	1	20,000	.....	.....	.....	.....	.....	.....	.....	.....	.....	.....
89	1	2,000	.....	.....	.....	.....	.....	.....	.....	.....	.....	.....
90	1	2,000	.....	.....	.....	.....	.....	.....	.....	.....	.....	.....
91	1	1,500	.....	.....	.....	.....	.....	.....	.....	.....	.....	.....
92	1	3,000	.....	.....	.....	.....	.....	.....	.....	.....	.....	.....
93	1	5,500	.....	.....	.....	.....	.....	.....	.....	.....	.....	.....
94	1	8,000	.....	.....	.....	.....	.....	3,000	.....	.....	.....	.....
95	1	2,600	.....	.....	.....	.....	.....	1,600	.....	.....	.....	.....
96	1	2,000	.....	.....	.....	.....	.....	1,000	.....	.....	.....	.....
97	1	7,500	.....	.....	.....	.....	.....	2,500	.....	.....	.....	.....
98	1	5,000	.....	.....	5,000	.....	.....	8,500	.....	.....	.....	.....
99	1	46,000	.....	.....	6,000	.....	.....	8,500	.....	.....	.....	.....
100	1	1,000	.....	.....	.....	.....	.....	.....	.....	.....	.....	.....
101	1	800	.....	.....	.....	.....	.....	.....	.....	.....	.....	.....
102	1	1,000	.....	.....	.....	.....	.....	.....	.....	.....	.....	.....
103	1	1,500	.....	.....	2,500	.....	.....	2,000	.....	.....	.....	.....
102	99	\$751,300	\$59,325	21	\$119,600	\$5,204	\$10,500	\$294,200	1	.....	\$350	\$350



TABLE No. 2—CHURCH PAPERS TAKEN, WOMAN'S WORK, LAY ACTIVITIES, EPWORTH LEAGUES AND SUNDAY SCHOOLS.

Lewishurg District.		Christian Literature.				Woman's Work.				Lay Activities.			
		Number of Methodist Families	Subscribers to General Organ	Subscribers to Conference Organ	Number of Societies	Members	Raised for Local Work	Amount sent to Conference Treasurer	Number of Wesley Brothers	Members	Number in Fellowship of Stewardship		
1	Alderson . . . . .	140	12	14	1	28	\$491	\$39	.....	..	....		
2	Alvon—												
3	Alvon . . . . .	35	1	3	.....	.....	.....	.....	.....	.....	.....		
4	Columbia Sulphur . . . . .	7	.....	2	.....	.....	.....	.....	.....	.....	.....		
5	Eagle Chapel . . . . .	12	.....	2	.....	.....	.....	.....	.....	.....	.....		
6	Emberry Chapel . . . . .	2	.....	.....	.....	.....	.....	.....	.....	.....	.....		
7	Neola . . . . .	8	.....	2	.....	.....	.....	.....	.....	.....	.....		
8	Neola . . . . .	8	.....	.....	.....	.....	.....	.....	.....	.....	.....		
9	Whatcoat . . . . .	8	.....	.....	.....	.....	.....	.....	.....	.....	.....		
10	Blue Sulphur—												
11	Coe Memorial . . . . .	21	.....	2	.....	.....	.....	.....	.....	.....	.....		
12	Emmanuel . . . . .	31	1	7	1	18	30	52	.....	.....	.....		
13	Green Memorial . . . . .	14	.....	1	.....	.....	.....	.....	.....	.....	.....		
14	Hangers . . . . .	21	.....	.....	.....	.....	.....	.....	.....	.....	.....		
15	James Chapel . . . . .	25	.....	4	.....	.....	.....	.....	.....	.....	.....		
16	Trinity . . . . .	12	.....	.....	.....	.....	.....	.....	.....	.....	.....		
17	Callaghans—												
18	Cedar Creek . . . . .	..	.....	.....	.....	.....	.....	.....	.....	.....	.....		
19	Emory . . . . .	20	.....	2	.....	.....	.....	.....	.....	.....	.....		
20	Fletcher . . . . .	40	1	9	1	26	178	47	.....	.....	.....		
21	Hoke . . . . .	8	.....	2	.....	.....	.....	.....	.....	.....	.....		
22	Moss Run . . . . .	..	.....	.....	.....	.....	.....	.....	.....	.....	.....		
23	Mt. Carmel . . . . .	26	.....	4	.....	.....	.....	.....	.....	.....	.....		
24	Mt. Pleasant . . . . .	10	.....	.....	.....	.....	.....	.....	.....	.....	.....		
25	Clifton Forge . . . . .	380	51	23	1	229	1,167	850	.....	.....	.....		
26	Covington—												
27	Epworth . . . . .	125	4	25	2	52	687	71	.....	.....	30		
28	Granberry . . . . .	420	3	42	1	251	1,050	300	.....	.....	45		

TABLE No. 2—CHURCH PAPERS TAKEN, WOMAN'S WORK, LAY ACTIVITIES, EPWORTH LEAGUES AND SUNDAY SCHOOLS.

Local Church Schools.

	Local Church	Boards of Ch. Education	Number of Church Schools	Officers and Teachers	Scholars in Children's Division	Scholars in Young People's Division	Scholars in Adult Division	Total Enrollment including Officers and Teachers	Total Enrollment Last Year	Number of Scholars joining the Church	Churches Having Week-Day Meetings with Children	Churches Having Vacation Schools	Number Taking Training Courses	Raised on Church School Day	Raised for Missions	Raised for All Other Purposes
1	1		2	37	151	130	174	492	397	21	...	1	1	\$5	\$96	\$329
2	...		2	12	37	24	20	93	63	5	...	...	...	...	6	24
3	...		2	10	31	16	14	71	46	2	...	...	...	...	...	12
4	...		1	6	32	10	17	65	67	2	...	...	...	...	7	26
5	...		...	...	...	...	...	...	...	...	...	...	...	...	...	...
6	...		1	6	11	8	21	46	46	...	...	...	...	...	5	16
7	...		...	...	...	...	...	45	45	...	...	...	...	...	...	...
8	1		...	5	...	15	20	45	50	...	...	...	...	...	40	...
9	1		1	5	20	15	18	58	50	...	...	...	...	...	10	35
10	1		1	4	15	15	10	44	44	1	...	...	...	...	...	15
11	1		1	4	12	20	15	44	49	7	...	...	...	...	5	20
12	1		1	5	15	25	15	60	54	1	...	...	...	...	20	35
13	1		...	4	4	5	8	21	44	...	...	...	...	...	...	10
14	...		...	...	...	...	...	...	...	...	...	...	...	...	...	...
15	...		1	4	18	12	14	48	68	...	...	...	...	5	5	11
16	...		1	11	69	43	42	165	123	...	...	1	4	92	168	...
17	...		...	...	...	...	...	...	...	...	...	...	...	...	...	...
17a	...		...	...	...	...	...	...	...	...	...	...	...	...	...	...
18	...		1	8	42	32	33	117	127	...	...	1	16	...	31	120
19	...		1	6	41	14	19	80	71	...	...	...	...	...	15	50
20	1		1	43	209	143	410	825	760	17	...	...	43	10	964	...
21	1		1	23	115	70	150	358	343	19	1	1	15	6	202	377
22	1		1	52	250	248	622	1,182	1,057	60	1	1	50	25	390	415

TABLE No. 2—CHURCH PAPERS TAKEN, WOMAN'S WORK, LAY ACTIVITIES, EPWORTH LEAGUES AND SUNDAY SCHOOLS.

	Lewisburg District				Christian Literature.				Woman's Work.				Lay Activities.		
					Number of Methodist Families	Subscribers to General Organ	Subscribers to Conference Organ	Number of Societies	Members	Raised for Local Work	Amount sent to Conference	Number of Wesley Brother-hoods	Members	Number in Fellowship	Number of Stewardship
23	South Covington-Iron Gate—														
24	Iron Gate.....				44	....	15	1	35	39	12	.....	..	..	..
25	Longdale.....				35	....	3	..	12	8	8	.....	..	..	..
25	South Covington.....				90	....	15	..	60	106	25	.....	..	..	..
26	Durbin—														
26	Bartow.....				21	....	2	1	12	8	10	.....	..	..	..
27	Bethel.....				9	....	1	..	..	..	..	.....	..	..	..
28	Durbin.....				23	....	8	..	29	190	30	.....	..	..	..
29	Frankford-Irenick—														
29	Frankford.....				57	....	8	1	10	5	95	.....	..	..	..
30	Mt. Zion.....				11	....	11	..	..	..	..	.....	..	..	..
31	Renick.....				54	....	1	..	24	35	53	.....	..	..	..
32	Renicks Valley.....				19	....	2	1	12	8	47	.....	..	..	..
33	Green Bank—														
33	Cass.....				35	....	14	1	40	234	15	.....	..	..	..
34	Dunmore.....				20	....	12	1	16	30	56	.....	..	..	..
35	Green Bank.....				25	....	1	1	24	200	55	.....	..	..	..
36	Wesley Chapel.....				28	....	8	..	..	..	..	.....	..	..	..
37	Greenville—														
37	Bethel.....				10	....	..	..	..	..	..	.....	..	..	..
38	Greenville.....				13	....	..	1	..	..	..	.....	..	..	..
39	Mt. Alexander.....				25	....	..	1	..	..	..	.....	..	..	..
40	Mt. Hedding.....				26	....	..	1	..	..	..	.....	..	..	..
41	Riverview.....				..	....	..	..	..	..	..	.....	..	..	..
42	Wayside.....				16	....	..	..	..	..	..	.....	..	..	..
43	Hinton.....				207	....	3	2	81	234	327	.....	..	..	..
43	Hot Springs—														
44	Ashwood.....				68	....	1	1	33	640	85	.....	..	..	..
45	Bolar.....				10	....	3	..	..	..	..	.....	..	..	..
46	Eden.....				54	....	5	1	12	4	4	.....	..	..	..
47	Star Chapel.....				15	....	1	..	..	..	..	.....	..	..	..
48	Virginia Chapel.....				37	....	5	1	11	72	18	.....	..	..	..

TABLE No. 2—CHURCH PAPERS TAKEN, WOMAN'S WORK, LAY ACTIVITIES, EPWORTH LEAGUES AND SUNDAY SCHOOLS.

Local Church Schools.

Local Church Boards of Ch. Education	Number of Church Schools	Officers and Teachers	Scholars in Children's Division	Scholars in Young People's Division	Scholars in Adult Division	Total Enrollment	Total Enrollment Last Year	Number of Scholars Joining the Church	Churches Having Week-Day Meetings with Children	Churches Having Vacation Schools	Number Taking Training Courses	Raised on Church School Day	Raised for Missions	Raised for All Other Purposes
22	1	17	60	55	60	192	...	8	...	1	...	...	48	144
23	1	5	50	25	40	129	...	35	...	1	...	...	8	25
24	1	10	80	35	43	168	...	...	...	1	...	...	15	133
25	1	10	41	35	44	130	93	...	...	1	3	2	12	75
26	...	4	13	8	12	37	27	3	...	...	...	...	...	9
27	...	12	35	38	45	128	123	...	...	1	2	1	16	156
28	1	11	61	22	55	149	145	7	...	1	7	8	24	102
29	1	5	9	15	15	44	44	...	...	...	...	...	...	6
30	...	9	48	26	54	137	99	...	...	1	8	...	10	153
31	...	7	10	16	14	47	47	...	...	...	...	...	...	19
32	...	12	83	66	37	198	198	2	...	...	1	3	2	210
33	1	7	20	13	25	67	57	...	...	1	1	1	1	105
34	1	9	35	25	30	99	137	2	...	1	4	3	1	130
35	1	8	25	35	25	93	68	3	...	1	1	2	1	70
36	1	...	...	...	...	...	...	4	...	1	...	...	...	...
37	...	3	...	...	...	...	...	4	...	...	...	...	...	...
38	1	5	...	...	...	...	...	...	...	1	...	...	...	...
39	1	4	...	...	...	...	...	...	...	1	...	...	...	...
40	1	...	...	...	...	...	...	...	...	...	...	...	...	...
41	...	...	...	...	...	...	...	...	...	...	...	...	...	...
42	1	4	...	...	...	...	...	...	...	1	...	...	...	...
43	1	34	118	136	342	670	684	5	...	1	...	5	317	2,490
44	1	11	60	67	37	175	96	19	...	1	12	3	93	164
45	...	5	10	...	9	24	15	...	...	...	...	...	5	7
46	1	8	36	36	50	130	105	17	...	1	8	2	10	75
47	1	3	12	8	20	43	43	...	...	...	...	...	4	18
48	1	9	65	14	25	134	127	...	...	...	...	...	23	60





TABLE No. 2—CHURCH PAPERS TAKEN, WOMAN'S WORK, LAY ACTIVITIES, EPWORTH LEAGUES AND SUNDAY SCHOOLS.

Local Church Schools.

Local Church	Boards of Ch. Education	Number of Church Schools	Officers and Teachers	Scholars in Children's Division	Scholars in Young People's Division	Scholars in Adult Division	Total Enrollment including Officers and Teachers	Total Enrollment Last Year	Number of Scholars Joining the Church	Churches Having Week-Day Meetings with Children	Churches Having Vacation Schools	Number Taking Training Courses	Raised on Church School Day	Raised for Missions	Raised for All Other Purposes
49	..	1	9	20	20	15	60	..	..	..	..	..	..	..	12
50	..	1	8	29	14	18	69	48	..	..	..	..	..	..	57
51	..	1	4	25	14	12	55	58	..	..	..	..	..	3	44
52	..	1	6	13	12	8	39	37	..	..	..	..	..	..	8
53	..	1	5	29	20	23	77	53	2	..	1	..	..	..	21
54	..	..	..	..	..	..	..	..	..	..	..	..	..	..	..
55	1	1	4	5	10	11	30	36	4	..	1	..	1	..	18
56	1	1	17	33	65	33	148	143	4	..	1	11	5	17	105
57	1	1	10	18	27	40	95	97	..	..	1	..	2	16	52
58	1	1	5	25	25	14	69	50	7	..	1	..	2	9	40
59	1	1	7	10	19	22	58	57	1	..	1	8	1	..	46
59a	..	..	7	14	21	10	52	70	..	..	1	..	1	..	32
60	1	1	23	150	97	99	369	325	..	..	2	36	8	788	551
61	1	1	64	90	102	104	360	351	11	1	1	7	..	467	497
62	1	1	6	35	20	15	76	54	..	..	..	5	..	..	36
63	..	..	..	..	..	..	..	..	..	..	..	..	..	..	..
64	..	1	5	16	..	24	45	44	..	..	..	..	..	..	14
65	..	..	..	..	..	..	..	..	..	..	..	..	..	..	..
66	..	1	4	9	8	21	42	44	..	..	..	..	..	..	61
67	..	1	7	16	13	10	46	76	..	..	1	..	3	..	20
68	..	1	7	12	12	15	46	47	..	..	..	2	10	..	32
69	..	1	5	10	12	15	60	58	4	..	..	..	..	..	35
70	..	1	5	12	12	20	65	65	..	..	..	..	..	..	40
71	1	1	5	15	15	20	65	70	2	..	..	..	..	..	30
72	1	1	7	20	25	25	85	80	..	..	..	..	..	..	60
73	1	1	5	15	15	25	60	60	1	..	..	..	..	..	50
74	1	1	5	20	15	20	65	60	1	..	..	..	..	..	50
75	..	..	..	..	..	..	..	..	..	..	..	..	..	..	..

TABLE No. 2—CHURCH PAPERS TAKEN, WOMAN'S WORK, LAY ACTIVITIES, EPWORTH LEAGUES AND SUNDAY SCHOOLS

Lewisburg District—Continued.		Christian Literature.				Woman's Work.				Lay Activities.		
		Number of Methodists	Subscribers to General Organ	Subscribers to Conference Organ	Number of Societies	Members	Raised for Local Work	Amount sent to Conference	Number of Wesley-Brotherhoods	Members	Number in Fellowship of Stewardship	
<b>Richlands—</b>												
76	Calvary.....	20	.....	8	1	31	183	120	.....	.....	.....	
77	Fort Springs.....	19	.....	3	1	23	2	31	.....	.....	.....	
78	Mt. Gap.....	6	.....	3	.....	.....	.....	.....	.....	.....	.....	
79	Ronceverte.....	127	.....	22	1	38	793	163	.....	.....	.....	
<b>Selma—</b>												
80	Rich Patch Mines.....	10	.....	.....	.....	.....	.....	.....	.....	.....	.....	
81	Selma.....	74	8	32	1	35	150	35	.....	.....	.....	
82	Upper Rich Patch.....	14	.....	4	.....	.....	.....	.....	.....	.....	.....	
83	Wilson Creek.....	30	.....	8	.....	.....	.....	.....	.....	.....	.....	
<b>Talcott-Bell Point—</b>												
84	Forest Hill.....	46	.....	8	.....	.....	.....	.....	.....	.....	.....	
85	Lowell.....	30	.....	3	.....	.....	.....	.....	.....	.....	.....	
86	Miller Memorial.....	37	.....	8	1	12	7	63	.....	.....	.....	
87	New Hope.....	100	.....	5	.....	.....	.....	.....	.....	.....	.....	
88	Oak Grove.....	101	.....	2	.....	.....	.....	.....	.....	.....	.....	
89	Pisgah.....	24	.....	3	.....	.....	.....	.....	.....	.....	.....	
90	Talcott-Trinity.....	35	.....	11	.....	.....	.....	.....	.....	.....	.....	
<b>Union—</b>												
91	Central (Rehoboth).....	.....	.....	2	.....	.....	.....	.....	.....	.....	.....	
92	Gap Mills.....	.....	1	4	2	40	42	125	.....	.....	.....	
93	Highland Park.....	.....	.....	3	1	15	7	54	.....	.....	.....	
94	Marvin.....	.....	1	2	2	25	40	84	.....	.....	.....	
95	Packaway.....	48	.....	5	2	30	280	62	.....	.....	.....	
96	Union.....	69	8	7	2	48	609	163	.....	.....	.....	
97	White Sulphur.....	231	16	50	1	70	675	112	.....	.....	.....	
<b>Williamsburg—</b>												
98	Cold Spring.....	12	.....	5	.....	.....	.....	.....	.....	.....	.....	
99	New Bethel.....	10	.....	.....	.....	.....	.....	.....	.....	.....	.....	
100	Wesley.....	20	.....	6	.....	.....	.....	.....	.....	.....	.....	
101	Williamsburg (Andrews Chapel).....	90	.....	20	.....	.....	.....	.....	.....	.....	.....	
<b>Total.....</b>		4,199	126	687	49	1,628	\$8,838	\$4,130	.....	.....	80	

TABLE No. 2.—CHURCH PAPERS TAKEN, WOMAN'S WORK, LAY ACTIVITIES, EPWORTH LEAGUES AND SUNDAY SCHOOLS.

Local Church Schools.

Local Church Boards of Ch. Education	Number of Church Schools	Officers and Teachers	Scholars in Children's Division	Scholars in Young People's Division	Scholars in Adult Division	Total Enrollment including Officers and Teachers	Total Enrollment Last Year	Number of Scholars Joining the Church	Churches Having Week-Day Meetings with Children	Churches Having Vacation Schools	Number Taking Training Courses	Raised on Church School Day	Raised for Missions	Raised for All Other Purposes
76	1	10	33	31	52	126	...	4	...	1	19	...	20	161
77	1	8	26	33	21	88	...	2	...	...	...	...	46	85
78	...	...	...	...	...	...	...	...	...	...	...	...	...	...
79	1	27	72	51	63	213	222	2	1	1	31	3	62	938
80	1	7	30	22	20	79	71	...	...	...	6	...	55	20
81	1	16	98	64	91	269	267	...	...	...	14	...	16	90
82	...	...	...	...	...	...	...	...	...	...	...	...	22	25
83	1	9	40	19	38	106	102	...	...	...	...	...	7	30
84	1	8	31	27	26	92	78	4	...	...	...	...	...	30
85	...	...	...	...	...	...	...	...	...	...	...	...	...	...
86	1	10	21	42	58	131	49	2	...	1	6	...	57	246
87	1	10	22	30	18	80	97	...	...	...	...	...	19	86
88	...	8	26	34	46	114	133	2	1	...	...	...	12	53
89	...	6	37	22	13	78	59	...	...	...	...	...	4	13
90	1	11	18	24	17	70	52	...	...	1	...	3	18	80
91	...	...	...	...	...	...	...	...	...	...	...	...	...	...
92	1	10	35	40	40	125	123	...	...	1	5	6	76	153
93	1	12	13	27	18	70	55	20	...	1	...	...	...	58
94	1	5	7	3	25	40	45	...	...	1	...	...	...	20
95	1	7	18	26	31	82	86	4	...	...	5	...	25	120
96	1	15	58	37	40	150	141	3	...	...	5	3	76	169
97	1	36	200	123	167	531	503	15	1	1	24	8	374	659
98	...	6	7	15	12	40	...	...	...	...	...	2	...	25
99	...	4	5	7	8	24	...	...	...	...	...	...	...	8
100	...	8	15	10	30	63	...	...	...	...	...	...	...	9
101	...	13	48	20	80	161	...	...	...	...	...	9	...	202
54	88	923	3,449	2,827	4,143	11,538	9,543	329	4	45	359	\$141	\$4,692	\$11,779



TABLE No. 3—FINANCE.

Lewisburg District—Continued.		Presiding Elder.		Preacher in Charge.		District Work.		General and Conference Work.		
		Appor- tioned.	Paid.	Appor- tioned.	Paid.	Appor- tioned.	Paid.	Appor- tioned.	Assumed.	Paid.
1	Alderson—N. G. Barnhart.....	\$144	\$144	\$1,600	\$1,600	\$15	\$15	\$768	\$768	\$768
2	Alvon—B. F. Wright.....	25	25	300	300	1	1	104	66	66
3	Columbia Sulphur.....	4	4	55	55	1	1	19	12	12
4	Eagle Chapel.....	9	9	100	100	1	1	38	25	25
5	Emberrry Chapel.....	4	4	40	40	...	...	10	6	6
6	Neola.....	16	16	165	165	1	1	56	36	36
7	Whatcoat.....	2	2	40	40	...	...	8	5	5
	Total.....	60	60	700	700	4	4	235	150	150
8	Blue Sulphur—F. F. Neel.....	10	10	115	115	1	1	40	40	40
9	Coe Memorial.....	25	25	356	356	3	3	100	100	100
10	Emmanuel.....	7	7	59	59	1	1	35	35	35
11	Green Memorial.....	10	10	120	120	1	1	35	35	35
12	Hangers.....	25	25	250	250	1	1	100	100	100
13	James Chapel.....	15	15	125	125	1	1	40	40	40
	Trinity.....	92	79	1,025	917	8	8	350	350	350
	Total.....	153	163	1,700	1,700	12	12	410	410	430
14	Callaghans—W. Lawson.....	10	8	125	100	2	2	21	21	21
15	Cedar Creek.....	27	27	354	354	2	2	79	79	82
16	Fletcher.....	10	8	153	141	2	2	31	31	31
17	Hoke.....	25	25	302	302	2	2	58	58	58
18	Moss Run.....	8	7	112	91	2	2	21	21	23
19	Mt. Carmel.....	80	75	1,046	988	10	8	210	210	215
20	Mt. Pleasant.....	297	297	3,300	3,300	30	30	1,697	1,697	1,697
	Total.....	153	163	1,700	1,700	12	12	410	410	430
21	Clifton Forge—E. L. Woolf.....	153	163	1,700	1,700	12	12	410	410	430
22	Covington— Epworth—R. A. Bergdoll.....	153	163	1,700	1,700	12	12	410	410	430

Financial Exhibit—Raised During the Year.

	Golden Cross	Mission Specials	Superannuate Endowment	Superannuate Homes	Orphanages	Churches and Parsonages	Insurance Premiums	Incidentals	All Other Purposes	Total Amount Raised by Women's Missionary Societies	Total Amount Raised by Brotherhoods	Total Amount Raised by Church Schools	Total	Less Items Reported Twice	Grand Total for Year
1	..	\$48	..	..	\$19	\$930	..	\$641	\$222	\$530	..	\$430	\$5,416	\$645	\$4,771
2	..	..	..	..	2	..	..	3	20	..	..	30	447	6	441
3	..	..	..	..	4	..	..	4	..	..	..	12	86	..	86
4	..	..	..	..	1	..	..	1	..	..	..	33	176	7	160
5	..	..	..	..	1	..	..	1	..	..	..	21	52	..	52
6	..	..	..	..	10	..	..	3	..	..	..	252	247	5	247
7	..	..	..	..	18	..	..	2	20	..	..	96	1,062	18	1,044
8	..	..	..	..	45	500	..	14	..	82	..	210	1,033	..	1,033
9	..	..	..	..	..	..	..	..	..	..	..	..	484	..	484
10	..	..	..	..	..	..	..	..	..	..	..	..	102	..	102
11	..	..	..	..	..	..	..	..	..	..	..	..	166	..	166
12	..	..	..	..	..	..	..	..	..	..	..	..	376	..	376
13	..	..	..	..	45	500	..	..	..	82	..	..	60	..	60
14	..	..	..	..	..	..	..	..	..	..	..	..	2,221	..	2,221
15	..	..	..	..	1	12	..	..	..	..	..	..	160	5	155
16	..	..	..	..	17	1,650	..	18	..	225	..	16	2,635	200	2,435
17	..	..	..	..	2	15	10	..	6	..	..	250	203	..	203
18	..	..	..	..	..	..	..	..	..	..	..	..	..	..	..
19	..	..	..	..	3	312	..	..	..	..	..	..	877	31	846
20	..	..	..	..	1	15	..	18	6	..	..	65	204	15	189
21	..	..	..	..	24	2,004	10	36	12	225	..	482	4,079	251	3,828
22	..	..	..	..	60	61	228	1,358	2,150	2,017	..	1,568	13,216	900	12,316
23	..	..	..	..	27	2,121	40	458	93	758	..	1,090	6,882	1,009	5,873

TABLE No. 8—FINANCE.

		Presiding Elder.		Preacher in Charge.		District Work.		General and Conference Work.			
		Appor- tioned.	Paid.	Appor- tioned.	Paid.	Appor- tioned.	Paid.	Appor- tioned.	Assumed.	Paid.	
											Appor- tioned.
<b>Lewisburg District—Continued.</b>											
23	Granberry—H. S. Coffey.....	324	824	3,600	3,600	85	86	1,787	1,787	1,787	
24	South Covington—D. N. Welford.....										
25	Iron Gate.....	27	27	351	351	4	4	100	100	100	
26	Longdale.....	..	..	51	51	..	..	..	..	..	
26a	South Covington.....	34	34	450	450	4	4	100	100	101	
	Total.....	61	61	850	850	8	8	200	200	201	
27	Durbin—George D. Naylor										
	Bartow.....	32	32	333	333	4	4	50	50	50	
28	Bethel.....	6	6	100	100	2	2	25	25	25	
29	Durbin.....	52	52	567	567	6	6	125	125	125	
	Total.....	90	90	1,000	1,000	12	12	200	200	200	
	Frankford—Renick—J. C. Murphy (IV)										
30	Frankford.....	45	45	500	500	4	4	203	117	117	
31	Mt. Zion.....	3	3	38	38	2	2	4	4	4	
32	Renick.....	36	36	400	400	4	4	203	117	117	
33	Renick's Valley.....	9	9	100	100	2	2	40	24	24	
	Total.....	93	93	1,036	1,036	12	12	450	262	262	
34	Green Bank—R. Bowen Moore										
	Cass.....	34	34	370	370	3	3	135	80	80	
35	Dunmore.....	20	20	225	225	3	3	84	25	25	
36	Green Bank.....	32	32	355	355	3	3	125	80	80	
37	Wesley Chapel.....	22	22	250	250	3	3	100	35	35	
	Total.....	108	108	1,200	1,200	12	12	444	220	220	
38	Greenville—A. W. Groscup										
	Bethel.....	5	5	50	50	..	..	10	10	10	
39	Greenville.....	20	20	200	200	..	..	35	35	35	
40	Mt. Alexander.....	22	22	235	235	..	..	50	50	50	
41	Mt. Hedding.....	23	23	265	265	..	..	50	50	50	

Financial Exhibit—Raised During the Year.

	Golden Cross	Mission Specials	Superannuate Endowment	Superannuate Homes	Orphanages	Churches and Parsonages	Insurance Premiums	Incidentals	All Other Purposes	Total Amount Raised by Woman's Mis- sionary Societies	Total Amount Raised by Brotherhoods	Total Amount Raised by Church Schools	Total	Less Items Reported Twice	Grand Total for Year
23	..	..	..	..	60	3,430	62	1,700	300	415	..	1,970	13,633	750	12,883
24	..	..	..	..	40	..	..	..	200	60	..	160	942	..	942
25	..	..	..	..	..	..	..	..	150	8	..	35	244	..	244
26	..	..	..	..	..	250	10	..	150	106	..	145	1,250	..	1,250
26a	..	..	..	..	40	250	10	..	500	174	..	340	2,436	..	2,436
27	..	..	..	..	8	10	..	12	65	18	..	39	621	15	606
28	..	..	..	..	..	..	..	..	..	..	..	9	142	..	142
29	..	..	..	..	14	130	..	18	..	220	..	173	1,305	160	1,145
30	..	..	..	..	22	140	..	30	65	238	..	271	2,068	175	1,893
31	..	..	..	..	16	50	10	20	..	141	..	126	1,045	..	1,045
32	..	..	..	..	..	..	..	..	..	..	..	6	53	..	53
33	..	..	..	..	10	212	14	222	..	78	..	163	1,025	44	981
34	..	..	..	..	2	8	3	..	..	55	..	19	222	4	218
35	..	..	..	..	28	270	27	20	..	274	..	304	2,345	48	2,297
36	..	..	..	..	22	500	..	..	..	249	..	215	1,478	190	1,288
37	..	..	..	..	11	150	..	..	..	86	..	107	631	75	556
38	..	..	..	..	18	125	..	..	..	255	..	134	1,005	260	745
39	..	..	..	..	7	100	..	..	..	..	..	73	492	15	477
40	..	..	..	..	58	875	..	..	..	590	..	529	3,606	540	3,066
41	..	..	..	..	..	..	..	..	..	..	..	..	65	..	65
	..	..	..	..	..	..	..	..	..	..	..	..	255	..	255
	..	..	..	..	..	..	..	..	..	..	..	..	307	..	307
	..	..	..	..	..	..	..	..	..	..	..	..	338	..	338



TABLE No. 3.—FINANCE.

Presiding Elder.		Preacher in Charge		District Work.		General and Conference Work		
		Appor- tioned.	Paid.	Appor- tioned.	Paid.	Appor- tioned.	Assumed	Paid.
Lewisburg District—Continued.								
42	Riverview .....	..	..	..	..	..	..	..
43	Wayside .....	20	200	..	..	..	35	35
	Total .....	90	950	..	..	180	180	180
44	Hinton—H. V. Wheeler .....	270	3,000	30	30	1,596	1,596	1,596
	Hot Springs—H. L. Coffman							
45	Ashwood .....	55	660	4	4	300	105	105
46	Bolar .....	11	90	1	1	60	21	21
47	Eden .....	17	190	3	3	90	32	32
48	Star Chapel .....	17	180	1	1	60	20	20
49	Virginia Chapel .....	18	190	3	3	90	32	32
	Total .....	118	1,310	12	12	600	240	240
	Huntersville—H. L. Shiley (IV)							
50	Bethel .....	5	36	..	..	12	12	12
51	Huntersville .....	7	50	1	1	10	10	10
52	Minnehaha Springs .....	10	137	1	1	27	27	27
53	Mt. Carmel .....	10	115	1	1	21	21	21
54	Mt. Grove .....	12	147	..	..	28	28	28
55	Mt. Vernon .....	..	40	1	1	7	7	7
	Total .....	44	525	4	4	105	105	105
	Levelton—L. S. Shires							
56	Emmanuel .....	7	93	1	1	68	40	40
57	Hillsboro .....	54	576	6	6	312	185	195
58	Marvin .....	21	205	2	2	127	75	65
59	Seeber's Chapel .....	20	198	2	2	93	55	55
60	Sharon .....	9	118	1	1	59	35	35
61	Trinity .....	5	42	..	..	16	10	10
	Total .....	116	1,232	12	12	675	400	400
62	Lewisburg—R. Moorman Parker .....	215	2,400	22	22	1,155	1,155	1,155
63	Marlington—B. W. John .....	216	2,400	20	20	940	750	750

Financial Exhibit—Raised During the Year.

	Golden Cross	Mission Specials	Superannuate Endowment	Superannuate Homes	Orphanages	Churches and Parsonages	Insurance Premiums	Incidentals	All Other Purposes	Total Amount Raised by Woman's Missionary Societies	Total Amount Raised by Brotherhoods	Total Amount Raised by Church Schools	Total	Less Items Reported Twice	Grand Total for Year
42	..	..	..	..	..	..	..	..	..	..	..	..	255	..	255
43	..	..	..	..	124	1,466	195	1,792	864	561	..	2,813	1,220	617	1,220
44	..	70	..	..	21	150	9	40	..	725	..	250	1,781	146	12,104
45	..	..	..	..	2	..	..	10	..	8	..	12	148	3	1,873
46	..	..	..	..	4	300	..	30	..	..	..	78	662	23	639
47	..	..	..	..	5	..	..	10	..	..	..	22	255	3	252
48	..	..	..	..	2	..	..	30	..	90	..	80	446	18	428
49	..	..	..	..	34	450	9	120	..	823	..	442	3,530	193	3,337
50	..	..	..	..	..	..	..	..	..	..	..	12	59	..	59
51	..	..	..	..	6	..	..	30	70	..	..	57	231	30	201
52	..	..	..	..	3	..	2	6	53	34	..	44	320	17	303
53	..	..	..	..	2	..	..	10	10	..	..	11	152	3	149
54	..	..	..	..	5	..	..	..	..	..	..	21	213	..	213
55	..	..	..	..	..	..	..	..	..	..	..	..	48	..	48
56	..	..	..	..	16	..	2	36	133	34	..	145	1,023	50	973
57	..	..	..	..	1	..	6	2	6	..	..	19	171	..	171
58	..	..	..	..	34	618	..	219	38	110	..	105	2,001	17	1,984
59	..	..	..	..	11	69	..	36	8	20	..	69	463	16	447
60	..	..	..	..	7	251	..	30	8	..	..	51	617	9	628
61	..	..	..	..	9	..	..	8	7	..	..	47	234	..	234
62	..	..	..	..	3	21	..	295	69	..	..	33	116	..	116
63	..	..	..	..	65	959	130	700	301	484	..	324	3,602	42	3,560
64	..	..	..	..	65	236	184	578	71	804	..	1,348	7,075	1,084	5,991
65	..	..	..	..	33	274	..	..	..	..	..	964	6,244	487	5,757

TABLE No. 3—FINANCE.

Lewishurg District—Continued.		Presiding Elder.		Preacher in Charge.		District Work.		General and Conference Work.		
		Appor- tioned.	Paid.	Appor- tioned.	Paid.	Appor- tioned.	Paid.	Appor- tioned.	Assumed.	Paid.
<b>Paint Bank—Q. R. Arbogast (II)</b>										
64	Alleghany . . . . .	11	11	160	160	2	2	.....	25	25
65	Dameron . . . . .	3	3	25	25	.....	.....	.....	12	12
66	Mt. Olivet . . . . .	9	9	75	76	1	1	.....	19	19
67	Paint Bank . . . . .	5	5	78	78	1	1	.....	19	19
68	Shoaf's Chapel . . . . .	15	15	165	165	2	2	.....	44	44
69	Sweet Springs . . . . .	18	18	200	196	1	1	.....	51	51
70	Wet Grounds . . . . .	9	9	75	75	1	1	.....	19	19
	Total . . . . .	70	70	775	775	8	8	.....	189	189
<b>Peterstown—C. B. Larrick</b>										
71	Chestnut Hill . . . . .	6	6	80	80	1	1	.....	10	10
72	Courter's Chapel . . . . .	12	12	130	130	1	1	.....	30	30
73	Lindsie . . . . .	14	14	130	130	1	1	.....	20	20
74	Peterstown . . . . .	32	32	350	350	1	1	.....	30	30
75	Red Sulphur . . . . .	7	7	70	70	1	1	.....	15	15
76	Rich Creek . . . . .	8	8	80	80	1	1	.....	20	20
77	Thompson's Chapel . . . . .	5	5	60	60	.....	.....	.....	10	10
	Total . . . . .	84	84	900	900	6	6	.....	135	135
<b>Richlands—A. W. Henton</b>										
78	Calvary . . . . .	80	80	800	775	12	12	.....	313	290
79	Fort Springs . . . . .	28	28	270	273	4	4	.....	85	85
80	Mt. Gap . . . . .	108	108	1,200	1,178	.....	.....	.....	375	375
	Total . . . . .	153	153	1,700	1,725	16	16	.....	727	727
<b>Ronceverte—L. E. Crowson (IV)</b>										
81	Selma—Palmer Eubank . . . . .	5	5	56	56	1	1	.....	17	17
82	Rich Patch Mines . . . . .	68	77	830	830	7	3	.....	287	287
83	Selma . . . . .	19	10	114	114	2	1	.....	40	40
84	Upper Rich Patch . . . . .	17	17	209	209	2	1	.....	69	69
85	Wilson Creek . . . . .	109	109	1,209	1,209	12	6	.....	413	413
	Total . . . . .	109	109	1,209	1,209	12	6	.....	413	413

Financial Exhibit—Raised During the Year.

Golden Cross	Mission Specials	Supernuante Endowment	Supernuante Homes	Orphanages	Charges and Parsonages	Insurance Premiums	Incidentals	All Other Purposes	Total Amount Raised by Woman's Mis- sionary Societies	Total Amount Raised by Brotherhoods	Total Amount Raised by Church Schools	Total	Less Items Reported Twice	Grand Total for Year
64				5	10			10			36	259		259
65				8	150			1			14	278		40
66				1				1				105		278
67				8	55			2			61	352	20	105
68				3	10			1			23	303	3	332
69				2	5			19			42	172	10	300
70				27	280			34			176	1,509	33	1,476
71							6					103		103
72							10					183		183
73							10		60			235		235
74							15		80			508		508
75							5					98		98
76							5					114		114
77							4					79		79
78				13	372	24	55	20	140			1,320		1,320
79				22					303		181	2,076	163	1,913
80				35					33		131	580	11	569
81				40	372	24		20	386			130		130
82				6	1,114	56	503	200	946		312	2,786	174	2,612
83				6	25	22	80	12	185		1,003	6,493	1,138	5,355
84				4	415	40	20	46	185		145	2,096	330	1,766
85				10	450	20	40	22	185		41	283	41	247
86				10	930	42	170	96	185		58	834	58	826
87											276	3,446	461	2,985



TABLE No. 3—FINANCE.

		Presiding Elder.		Preacher in Charge		District Work.		General and Conference Work		
		Appor- tioned.	Paid.	Appor- tioned.	Paid.	Appor- tioned.	Paid.	Appor- tioned.	Assumed.	Paid.
86	Talcott-Bell Point—L. V. Ruckman	15	15	195	195	1	1	105	35	35
87	Forest Hill	7	7	75	75	1	1	51	17	17
88	Miller Memorial	24	24	325	325	2	2	183	61	61
89	New Hope	25	25	250	250	1	1	150	50	50
90	Oak Grove	24	24	280	280	2	2	180	60	60
91	Pisgah	7	7	100	100	1	1	51	17	17
92	Talcott-Trinity	23	23	275	275	2	2	181	60	60
	Total	125	125	1,500	1,500	10	10	900	300	300
93	Union—J. E. McDonald	4	4	45	45	....	....	50	14	14
94	Central (Rehoboth)	41	41	450	450	4	4	240	180	180
95	Gap Mills	25	25	271	271	3	3	100	50	50
96	Highland Park	8	8	90	90	2	2	100	38	38
97	Marvin	39	39	438	438	3	3	200	110	110
98	Pickaway	45	45	506	506	3	3	320	220	220
	Union	162	162	1,800	1,800	15	15	1,010	612	612
	Total	189	189	2,100	2,100	15	15	969	750	750
99	White Sulphur—F. A. Settle	10	10	100	100	3	3	....	40	40
100	Williamsburg—R. D. Marshall	10	10	100	100	3	3	....	20	20
101	Cold Spring	15	15	150	150	3	3	....	40	40
102	New Bethel	65	65	850	850	3	3	....	200	200
103	Wesley	100	100	1,200	1,200	12	12	....	300	300
	Williamsburg (Andrew Chapel)									
	Total	\$3,662	\$3,645	\$41,258	\$41,088	\$368	\$360	\$15,661	\$14,401	\$14,427

Financial Exhibit—Raised During the Year.

	Golden Cross	Mission Specials	Supernatant Endowment	Supernatant Homes	Orphanages	Churches and Parsonages	Insurance Premiums	Incidentals	All Other Purposes	Total Amount Raised by Woman's Mis- sionary Societies	Total Amount Raised by Brotherhoods	Total Amount Raised by Church Schools	Total	Less Items Reported Twice	Grand Total for Year
86	..	..	..	..	4	57	..	13	..	..	..	37	357	11	346
87	..	..	..	..	..	10	..	..	255	70	..	..	110	..	110
88	..	..	..	..	24	55	..	68	..	..	..	303	1,187	57	1,130
89	..	..	..	..	12	85	..	..	3	..	..	105	531	19	512
90	..	..	..	..	7	75	..	4	2	..	..	65	519	12	507
91	..	..	..	..	2	11	..	..	..	..	..	17	155	4	151
92	..	..	..	..	4	41	..	27	58	..	..	98	588	18	570
93	..	..	..	..	53	334	..	112	318	70	..	625	8,447	121	8,326
94	..	..	..	..	..	..	..	..	..	..	..	..	63	..	63
95	..	..	..	..	36	10	10	..	..	167	..	235	1,133	..	1,133
96	..	..	..	..	11	50	7	12	47	61	..	58	595	..	595
97	..	..	..	..	1	25	5	..	..	124	..	20	313	..	313
98	..	..	..	..	..	200	10	490	..	342	..	145	1,777	25	1,752
99	..	..	..	..	27	600	42	161	..	762	..	245	2,611	76	2,535
100	..	..	..	..	75	885	74	663	47	1,486	..	703	6,492	101	6,391
101	\$17	..	..	..	66	5,032	41	544	135	787	..	1,033	10,709	1,008	9,701
102	..	..	..	..	2	..	..	..	..	..	..	27	182	..	182
103	..	..	..	..	1	..	..	..	..	..	..	8	142	..	142
	..	..	..	..	1	..	..	..	..	..	..	9	218	..	218
	..	..	..	..	32	100	..	..	15	..	..	211	1,476	..	1,476
	..	..	..	..	36	100	..	..	15	..	..	255	2,018	..	2,018
	\$17	\$629	..	\$30	\$1,080	\$22,963	\$1,153	\$9,825	\$5,665	\$12,069	..	\$17,708	\$130,659	\$9,885	\$120,824

TABLE No. 1—MEMBERSHIP, CHURCH PROPERTY AND INSURANCE.

	Moorefield District.	Membership.											
		Members Reported Last Year, Incl. Local Preachers.	Additions on Profession of Faith.	Additions by Certificate and Otherwise.	Removals by Death and Otherwise.	Present Total Membership Including Local Preachers.	Local Preachers.	Number Licensed to Preach.	Infants Baptized.	All Others Baptized.			
1	Baker—												
2	Baker.....	89	.....	.....	.....	.....	.....	.....	.....	.....	.....	.....	.....
3	Bass.....	40	.....	.....	.....	.....	.....	.....	.....	.....	.....	.....	.....
4	Harper's Chapel	19	.....	.....	.....	.....	.....	.....	.....	.....	.....	.....	.....
5	Oak Grove.....	58	.....	.....	.....	.....	.....	.....	.....	.....	.....	.....	.....
6	Zion.....	45	.....	.....	.....	.....	.....	.....	.....	.....	.....	.....	.....
7	Burlington—												
8	Burlington.....	114	.....	.....	.....	.....	.....	.....	.....	.....	.....	.....	.....
9	Marvin Chapel	29	.....	.....	.....	.....	.....	.....	.....	.....	.....	.....	.....
10	Mountain Valley	48	.....	.....	.....	.....	.....	.....	.....	.....	.....	.....	.....
11	Rees Chapel.....	57	.....	.....	.....	.....	.....	.....	.....	.....	.....	.....	.....
12	Trinity.....	46	.....	.....	.....	.....	.....	.....	.....	.....	.....	.....	.....
13	Capon Bridge—												
14	Bethel.....	32	.....	.....	.....	.....	.....	.....	.....	.....	.....	.....	.....
15	Bethel.....	87	.....	.....	.....	.....	.....	.....	.....	.....	.....	.....	.....
16	Capon Bridge	34	.....	.....	.....	.....	.....	.....	.....	.....	.....	.....	.....
17	Capon Chapel	47	.....	.....	.....	.....	.....	.....	.....	.....	.....	.....	.....
18	Central.....	13	.....	.....	.....	.....	.....	.....	.....	.....	.....	.....	.....
19	Greenmount.....	45	.....	.....	.....	.....	.....	.....	.....	.....	.....	.....	.....
20	North River Mills	58	.....	.....	.....	.....	.....	.....	.....	.....	.....	.....	.....
21	Sedan.....	400	.....	.....	.....	.....	.....	.....	.....	.....	.....	.....	.....
22	Central.....	161	.....	.....	.....	.....	.....	.....	.....	.....	.....	.....	.....
23	Emmanuel—												
24	Emmanuel.....	23	.....	.....	.....	.....	.....	.....	.....	.....	.....	.....	.....
25	Flintstone.....	28	.....	.....	.....	.....	.....	.....	.....	.....	.....	.....	.....
26	Mt. Fairview.....	368	.....	.....	.....	.....	.....	.....	.....	.....	.....	.....	.....
27	Trinity.....	7	.....	.....	.....	.....	.....	.....	.....	.....	.....	.....	.....
28	Elk Garden—												
29	Barnum.....	53	.....	.....	.....	.....	.....	.....	.....	.....	.....	.....	.....
30	Chestnut Grove	115	.....	.....	.....	.....	.....	.....	.....	.....	.....	.....	.....
31	Elk Garden.....	114	.....	.....	.....	.....	.....	.....	.....	.....	.....	.....	.....

TABLE No. 1—MEMBERSHIP, CHURCH PROPERTY AND INSURANCE.

	Church Property.								Insurance.				
	Number of Congrega- tions in Charge.	Number of Church Buildings.	Value of Buildings, Equip- ment, and Land.	Indebted- ness.	Number of Parson- ages.	Value of Parson- ages, Fur- nishes, and Land.	Indebted- ness	Value of Other Church Property.	Insurance Carried.	Churches Damaged or De- stroyed.	Parsonages Damaged or De- stroyed.	Amount of Damage.	Loss Collected
1	1	1	\$4,000	.....	.....	.....	.....	.....	.....	.....	.....	.....	.....
2	1	1	1,400	.....	.....	.....	.....	.....	.....	.....	.....	.....	.....
3	1	1	1,000	.....	.....	.....	.....	.....	.....	.....	.....	.....	.....
4	1	1	1,200	.....	.....	.....	.....	.....	.....	.....	.....	.....	.....
5	1	1	1,400	.....	.....	.....	.....	.....	.....	.....	.....	.....	.....
6	1	1	3,900	.....	1	\$2,000	.....	.....	.....	.....	.....	.....	.....
7	1	1	1,000	.....	.....	.....	.....	.....	.....	.....	.....	.....	.....
8	1	.....	.....	.....	.....	.....	.....	.....	.....	.....	.....	.....	.....
9	1	1	2,100	.....	.....	.....	.....	.....	.....	.....	.....	.....	.....
10	1	1	1,000	.....	.....	.....	.....	.....	.....	.....	.....	.....	.....
11	1	1	2,400	.....	.....	.....	.....	.....	.....	.....	.....	.....	.....
12	1	1	2,400	.....	1	1,800	.....	.....	.....	.....	.....	.....	.....
13	1	1	1,000	.....	.....	.....	.....	.....	.....	.....	.....	.....	.....
14	1	1	1,200	.....	.....	.....	.....	.....	.....	.....	.....	.....	.....
15	1	1	700	.....	.....	.....	.....	.....	.....	.....	.....	.....	.....
16	1	1	1,000	.....	.....	.....	.....	.....	.....	.....	.....	.....	.....
17	1	1	1,800	.....	.....	.....	.....	.....	.....	.....	.....	.....	.....
18	1	1	30,000	.....	1	7,000	.....	.....	.....	.....	.....	.....	.....
19	1	1	1,200	.....	1	5,000	.....	.....	.....	.....	.....	.....	.....
20	1	1	3,000	.....	.....	.....	.....	.....	.....	.....	.....	.....	.....
21	1	1	2,000	.....	.....	.....	.....	.....	.....	.....	.....	.....	.....
22	1	1	25,000	.....	1	6,000	.....	.....	.....	.....	.....	.....	.....
23	1	1	1,800	.....	.....	.....	.....	.....	.....	.....	.....	.....	.....
24	1	1	3,000	.....	.....	.....	.....	.....	.....	.....	.....	.....	.....
25	1	1	3,000	.....	1	1,500	.....	.....	.....	.....	.....	.....	.....



TABLE No. 1—MEMBERSHIP, CHURCH PROPERTY AND INSURANCE.

		Membership.												
		Members Reported Last Year, Incl. Local Preachers.	Additions on Profession of Faith.	Additions by Certificate and Otherwise.	Removals by Death and Otherwise.	Present Total Membership Including Local Preachers.	Local Preachers.	Number Licensed to Preach.	Infants Baptized.	All Others Baptized.				
26	Moorefield District—Continued.													
27	Emoryville .....	54	.....	.....	.....	54	.....	.....	.....	.....	.....	.....	.....	.....
28	Mt. Zion .....	21	.....	.....	.....	21	.....	.....	.....	.....	.....	.....	.....	.....
29	Shaw .....	44	.....	.....	.....	44	.....	.....	.....	.....	.....	.....	.....	.....
30	Sulphur .....	47	.....	.....	.....	47	.....	.....	.....	.....	.....	.....	.....	.....
31	Vindex-Grassy Ridge .....	65	.....	.....	.....	73	.....	.....	.....	.....	.....	.....	.....	.....
32	Fort Ashby—													
33	Centenary .....	11	.....	.....	.....	11	.....	.....	.....	.....	.....	.....	.....	.....
34	Mt. Olive .....	46	.....	.....	.....	46	.....	.....	.....	.....	.....	.....	.....	.....
35	St. Paul .....	93	.....	.....	.....	95	.....	.....	.....	.....	.....	.....	.....	.....
36	Trinity .....	202	.....	.....	.....	201	.....	.....	.....	.....	.....	.....	.....	.....
37	Wesley Chapel .....	58	.....	.....	.....	59	.....	.....	.....	.....	.....	.....	.....	.....
38	Franklin—													
39	Brandywine .....	31	.....	.....	.....	31	.....	.....	.....	.....	.....	.....	.....	.....
40	Franklin .....	181	.....	.....	.....	180	.....	.....	.....	.....	.....	.....	.....	.....
41	Mt. Zion .....	149	.....	.....	.....	151	.....	.....	.....	.....	.....	.....	.....	.....
42	New Bethel .....	47	.....	.....	.....	50	.....	.....	.....	.....	.....	.....	.....	.....
43	Sugar Grove .....	68	.....	.....	.....	68	.....	.....	.....	.....	.....	.....	.....	.....
44	Upper Tract .....	24	.....	.....	.....	21	.....	.....	.....	.....	.....	.....	.....	.....
45	Gainsboro—													
46	Gainsboro .....	114	.....	.....	.....	111	.....	.....	.....	.....	.....	.....	.....	.....
47	Old Bethel .....	46	.....	.....	.....	53	.....	.....	.....	.....	.....	.....	.....	.....
48	Pine Grove .....	120	.....	.....	.....	120	.....	.....	.....	.....	.....	.....	.....	.....
49	Redland .....	62	.....	.....	.....	62	.....	.....	.....	.....	.....	.....	.....	.....
50	Wesley Chapel .....	48	.....	.....	.....	48	.....	.....	.....	.....	.....	.....	.....	.....
51	Hampshire—													
52	Bethel .....	69	.....	.....	.....	88	.....	.....	.....	.....	.....	.....	.....	.....
53	Branch Mountain .....	100	.....	.....	.....	99	.....	.....	.....	.....	.....	.....	.....	.....

TABLE No. 1—MEMBERSHIP, CHURCH PROPERTY AND INSURANCE.

Number of Congrega- tions in Charge.	Church Property.							Insurance.				
	Number of Church Buildings.	Value of Buildings, Equip- ment, and Land.	Indebted- ness.	Number of Parson- ages.	Value of Parson- ages, Fur- nishings, and Land.	Indebted- ness.	Value of Other Church Property.	Insurance Carried.	Churches Damaged or De- stroyed.	Parsonages Damaged or De- stroyed.	Amount of Damage.	Loss Collected
26	1	1,000	.....	.....	.....	.....	.....	.....	.....	.....	.....	.....
27	1	1,500	.....	.....	.....	.....	.....	.....	.....	.....	.....	.....
28	1	500	.....	.....	.....	.....	.....	.....	.....	.....	.....	.....
29	1	2,000	.....	.....	.....	.....	.....	.....	.....	.....	.....	.....
30	2	.....	.....	.....	.....	.....	.....	.....	.....	.....	.....	.....
31	1	1,500	.....	.....	.....	.....	.....	.....	.....	.....	.....	.....
32	1	1,200	.....	.....	.....	.....	.....	.....	.....	.....	.....	.....
33	1	2,800	.....	.....	.....	.....	.....	.....	.....	.....	.....	.....
34	1	3,800	.....	.....	.....	.....	.....	.....	.....	.....	.....	.....
35	1	2,200	.....	.....	.....	.....	.....	.....	.....	.....	.....	.....
36	1	3,000	.....	.....	.....	.....	.....	.....	.....	.....	.....	.....
37	.....	11,000	.....	.....	.....	.....	.....	.....	.....	.....	.....	.....
38	1	1,000	.....	.....	.....	.....	.....	.....	.....	.....	.....	.....
39	1	1,600	.....	.....	.....	.....	.....	.....	.....	.....	.....	.....
40	1	5,000	.....	.....	.....	.....	.....	.....	.....	.....	.....	.....
41	1	1,200	.....	.....	.....	.....	.....	.....	.....	.....	.....	.....
42	1	3,500	.....	.....	.....	.....	.....	.....	.....	.....	.....	.....
43	1	3,000	.....	.....	.....	.....	.....	.....	.....	.....	.....	.....
44	1	2,000	.....	.....	.....	.....	.....	.....	.....	.....	.....	.....
45	1	2,000	.....	.....	.....	.....	.....	.....	.....	.....	.....	.....
46	1	2,500	.....	.....	.....	.....	.....	.....	.....	.....	.....	.....
47	1	3,000	.....	.....	.....	.....	.....	.....	.....	.....	.....	.....
48	1	3,000	.....	.....	.....	.....	.....	.....	.....	.....	.....	.....

TABLE No. 1—MEMBERSHIP, CHURCH PROPERTY AND INSURANCE.

	Members Reported Last Year,	Membership.																							
		Members Reported Last Year, Local Preachers.	Additions on Profession of Faith.	Additions by Certificate and Otherwise.	Removals by Death and Otherwise.	Present Membership Including Local Preachers.	Local Preachers.	Number Licensed to Preach.	Infants Baptized.	All Others Baptized.															
<b>Moorefield District—Continued.</b>																									
49	8																								
50	99																								
51	63		2																						
52	19																								
53	106																								
<b>Hardy—</b>																									
54	99		3																						
55	98		1																						
56	162		2																						
57	43		5																						
58	127		4																						
<b>Highland—</b>																									
59	163																								
60	9																								
61	86																								
62	101		4																						
63	29																								
64	695		21																						
<b>Listonburg—</b>																									
65	181		4																						
66	98																								
67	69																								
68	70																								
69	61		4																						
70	79		3																						
71	47																								
72	28																								

TABLE No. 1—MEMBERSHIP, CHURCH PROPERTY AND INSURANCE.

	Church Property.										Insurance.				
	Number of Congrega- tions in Charge.	Number of Church Buildings.	Value of Buildings, Equip- ment, and Land.	Indeb- ted- ness.	Number of Parson- ages.	Value of Parson- ages, Fur- nishings, and Land.	Indeb- ted- ness.	Value of Other Church Property.	Insurance Carried.	Churches Damaged or De- stroyed.	Parsonages Damaged or De- stroyed.	Amount of Damage.	Loss Collected		
49	1	1	2,000	.....	.....	.....	.....	.....	.....	.....	.....	.....	.....		
50	1	1	2,000	.....	.....	.....	.....	.....	.....	.....	.....	.....	.....		
51	1	1	3,000	.....	.....	.....	.....	.....	.....	.....	.....	.....	.....		
52	1	1	1,500	.....	.....	.....	.....	.....	.....	.....	.....	.....	.....		
53	1	1	2,500	.....	.....	.....	.....	.....	.....	.....	.....	.....	.....		
54	1	1	1,500	.....	.....	.....	.....	.....	.....	.....	.....	.....	.....		
55	1	1	1,000	.....	.....	.....	.....	.....	.....	.....	.....	.....	.....		
56	1	1	1,500	.....	.....	.....	.....	.....	.....	.....	.....	.....	.....		
57	1	1	1,200	.....	.....	.....	.....	.....	.....	.....	.....	.....	.....		
58	1	1	1,000	.....	.....	.....	.....	.....	.....	.....	.....	.....	.....		
59	1	1	14,000	.....	.....	.....	.....	.....	.....	.....	.....	.....	.....		
60	1	1	1,500	.....	.....	.....	.....	.....	.....	.....	.....	.....	.....		
61	1	1	1,600	.....	.....	.....	.....	.....	.....	.....	.....	.....	.....		
62	1	1	3,000	.....	.....	.....	.....	.....	.....	.....	.....	.....	.....		
63	1	1	1,100	.....	.....	.....	.....	.....	.....	.....	.....	.....	.....		
64	1	1	90,000	.....	.....	.....	.....	.....	.....	.....	.....	.....	.....		
65	1	1	2,500	.....	.....	.....	.....	.....	.....	.....	.....	.....	.....		
66	1	1	6,000	.....	.....	.....	.....	.....	.....	.....	.....	.....	.....		
67	1	1	2,000	.....	.....	.....	.....	.....	.....	.....	.....	.....	.....		
68	1	1	1,500	.....	.....	.....	.....	.....	.....	.....	.....	.....	.....		
69	1	1	4,000	.....	.....	.....	.....	.....	.....	.....	.....	.....	.....		
70	1	1	1,600	.....	.....	.....	.....	.....	.....	.....	.....	.....	.....		
71	1	1	1,500	.....	.....	.....	.....	.....	.....	.....	.....	.....	.....		
72	1	1	1,600	.....	.....	.....	.....	.....	.....	.....	.....	.....	.....		



TABLE No. 1—MEMBERSHIP, CHURCH PROPERTY AND INSURANCE.

Moorefield District—Continued.	Members Reported Last Year.	Additions on Profession of Faith.	Additions by Certificate and Otherwise.	Removals by Death and Otherwise.	Membership.						All Others Baptized.														
					Preachers.	Additions on Profession of Faith.	Additions by Certificate and Otherwise.	Removals by Death and Otherwise.	Present Total Membership Including Local Preachers.	Local Preachers.		Number Licensed to Preach.	Infants Baptized.												
<b>McDowell—</b>																									
73 Bethel .....	26	2	1	.....	1	.....	.....	.....	.....	.....	.....	.....	.....	.....	.....	.....	.....	.....	.....	.....	.....				
74 Doe Hill .....	94	11	4	.....	.....	.....	.....	.....	.....	.....	.....	.....	.....	.....	.....	.....	.....	.....	.....	.....	.....	.....			
75 McDowell .....	100	.....	.....	.....	.....	.....	.....	.....	.....	.....	.....	.....	.....	.....	.....	.....	.....	.....	.....	.....	.....	.....	.....		
76 McKendree .....	57	.....	.....	.....	.....	.....	.....	.....	.....	.....	.....	.....	.....	.....	.....	.....	.....	.....	.....	.....	.....	.....	.....		
77 New Salem .....	35	.....	.....	.....	.....	.....	.....	.....	.....	.....	.....	.....	.....	.....	.....	.....	.....	.....	.....	.....	.....	.....	.....		
78 Totten .....	77	.....	.....	.....	.....	.....	.....	.....	.....	.....	.....	.....	.....	.....	.....	.....	.....	.....	.....	.....	.....	.....	.....		
<b>Monterey—</b>																									
79 Monterey .....	319	4	1	10	.....	.....	.....	.....	.....	.....	.....	.....	.....	.....	.....	.....	.....	.....	.....	.....	.....	.....	.....	.....	
80 Rehoboth .....	52	.....	.....	.....	.....	.....	.....	.....	.....	.....	.....	.....	.....	.....	.....	.....	.....	.....	.....	.....	.....	.....	.....	.....	
81 Seybert Chapel .....	36	.....	.....	.....	.....	.....	.....	.....	.....	.....	.....	.....	.....	.....	.....	.....	.....	.....	.....	.....	.....	.....	.....	.....	
82 Trinity .....	19	2	2	.....	.....	.....	.....	.....	.....	.....	.....	.....	.....	.....	.....	.....	.....	.....	.....	.....	.....	.....	.....	.....	
<b>Moorefield—</b>																									
83 Duff Memorial .....	400	10	1	7	.....	.....	.....	.....	.....	.....	.....	.....	.....	.....	.....	.....	.....	.....	.....	.....	.....	.....	.....	.....	
84 Fellows Chapel .....	.....	.....	.....	.....	.....	.....	.....	.....	.....	.....	.....	.....	.....	.....	.....	.....	.....	.....	.....	.....	.....	.....	.....	.....	
85 Old Field .....	32	.....	.....	.....	.....	.....	.....	.....	.....	.....	.....	.....	.....	.....	.....	.....	.....	.....	.....	.....	.....	.....	.....	.....	
<b>Morgan—</b>																									
86 Bethel .....	40	6	3	.....	.....	.....	.....	.....	.....	.....	.....	.....	.....	.....	.....	.....	.....	.....	.....	.....	.....	.....	.....	.....	
87 Great Cacapon .....	47	.....	.....	.....	.....	.....	.....	.....	.....	.....	.....	.....	.....	.....	.....	.....	.....	.....	.....	.....	.....	.....	.....	.....	
88 Greenwood .....	90	6	3	1	.....	.....	.....	.....	.....	.....	.....	.....	.....	.....	.....	.....	.....	.....	.....	.....	.....	.....	.....	.....	
89 Mt. Olive .....	91	.....	.....	.....	.....	.....	.....	.....	.....	.....	.....	.....	.....	.....	.....	.....	.....	.....	.....	.....	.....	.....	.....	.....	
90 Oakland .....	114	9	1	7	.....	.....	.....	.....	.....	.....	.....	.....	.....	.....	.....	.....	.....	.....	.....	.....	.....	.....	.....	.....	
91 Salem .....	79	13	.....	.....	.....	.....	.....	.....	.....	.....	.....	.....	.....	.....	.....	.....	.....	.....	.....	.....	.....	.....	.....	.....	
<b>Petersburg—</b>																									
92 Petersburg .....	195	18	10	5	.....	.....	.....	.....	.....	.....	.....	.....	.....	.....	.....	.....	.....	.....	.....	.....	.....	.....	.....	.....	
93 Marvin .....	25	1	.....	.....	.....	.....	.....	.....	.....	.....	.....	.....	.....	.....	.....	.....	.....	.....	.....	.....	.....	.....	.....	.....	
94 Sites .....	55	7	.....	.....	.....	.....	.....	.....	.....	.....	.....	.....	.....	.....	.....	.....	.....	.....	.....	.....	.....	.....	.....	.....	

TABLE No. 1—MEMBERSHIP, CHURCH PROPERTY AND INSURANCE.

	Church Property.										Insurance.				
	Number of Congrega- tions in Charge.	Number of Church Buildings.	Value of Buildings, Equip- ment, and Land.	Indebted- ness.	Number of Parson- ages.	Value of Parson- ages, Fur- nishings, and Land.	Indebted- ness.	Value of Other Church Property.	Insurance Carried.	Churches Damaged or De- stroyed.	Parsonages Damaged or De- stroyed.	Amount of Damage.	Loss Collected		
46	1	1	1,000	.....	.....	.....	.....	.....	.....	.....	.....	.....	.....		
36	1	1	6,000	.....	.....	.....	.....	.....	.....	.....	.....	.....	.....		
26	1	1	2,500	.....	1	5,000	.....	.....	.....	.....	.....	.....	.....		
19	1	1	2,000	.....	.....	.....	.....	.....	.....	.....	.....	.....	.....		
97	1	1	1,500	.....	.....	.....	.....	.....	.....	.....	.....	.....	.....		
22	1	1	2,000	.....	.....	.....	.....	.....	.....	.....	.....	.....	.....		
87	1	1	11,000	.....	1	5,500	.....	.....	.....	.....	.....	.....	.....		
62	1	1	3,000	.....	.....	.....	.....	.....	.....	.....	.....	.....	.....		
18	1	2	1,600	.....	.....	.....	.....	.....	.....	.....	.....	.....	.....		
88	1	1	2,500	.....	.....	.....	.....	.....	.....	.....	.....	.....	.....		
28	1	1	45,000	.....	1	6,000	.....	.....	.....	.....	.....	.....	.....		
38	.....	.....	.....	.....	.....	.....	.....	.....	.....	.....	.....	.....	.....		
44	.....	.....	.....	.....	.....	.....	.....	.....	.....	.....	.....	.....	.....		
98	1	1	4,000	.....	.....	.....	.....	.....	.....	.....	.....	.....	.....		
98	1	1	1,800	.....	1	3,500	.....	.....	.....	.....	.....	.....	.....		
28	1	1	2,500	.....	.....	.....	.....	.....	.....	.....	.....	.....	.....		
88	1	1	3,000	.....	.....	.....	.....	.....	.....	.....	.....	.....	.....		
68	1	1	3,500	.....	.....	.....	.....	.....	.....	.....	.....	.....	.....		
06	1	1	3,600	.....	.....	.....	.....	.....	.....	.....	.....	.....	.....		
16	1	1	1,800	.....	.....	.....	.....	.....	.....	.....	.....	.....	.....		
26	1	1	22,000	.....	1	8,000	.....	.....	.....	.....	.....	.....	.....		
36	1	1	2,000	.....	.....	.....	.....	.....	.....	.....	.....	.....	.....		
47	1	1	1,500	.....	.....	.....	.....	.....	.....	.....	.....	.....	.....		

TABLE No. 1.—MEMBERSHIP, CHURCH PROPERTY AND INSURANCE.

	Membership.									
	Members Reported Last Year.	Local Preachers.	Additions on Profession of Faith.	Additions by Certificate and Otherwise.	Removals and by Death Otherwise.	Present Total Membership Including Local Preachers.	Local Preachers.	Number Licensed to Preach.	Infants Baptized.	All Others Baptized.
<b>Moorefield District—Continued.</b>										
<b>Piedmont—</b>										
95	Beryl	44	.....	.....	2	42	.....	.....	4	.....
96	Firm Rock	10	.....	.....	.....	10	.....	.....	7	.....
97	St. John's	347	15	3	41	324	.....	.....	12	3
<b>Romney—</b>										
98	Ebenezer	174	5	1	1	179	.....	.....	.....	4
99	Fairview	87	8	1	2	94	.....	.....	.....	8
100	Romney	377	12	5	8	386	.....	.....	.....	12
<b>Ridgely-Mt. Pleasant—</b>										
101	Beans Cove	13	.....	.....	.....	13	.....	.....	3	.....
102	Mt. Pleasant	49	.....	.....	1	48	.....	.....	.....	.....
103	Oakdale	28	16	.....	1	43	.....	.....	1	16
104	Ridgely	264	21	2	4	283	.....	.....	3	20
<b>Springfield-Augusta—</b>										
105	Augusta	80	.....	.....	2	78	.....	.....	.....	8
106	Forest Glen	87	17	.....	.....	104	.....	.....	.....	.....
107	Green Spring	52	3	.....	.....	55	.....	.....	.....	.....
108	Hotts Chapel	191	.....	.....	3	188	.....	.....	1	.....
109	Mt. Zion	61	.....	.....	1	60	.....	.....	.....	.....
110	Springfield	107	6	.....	.....	113	.....	.....	2	5
111	Wiley Ford	.....	2	29	.....	31	.....	.....	1	2
<b>Wardensville—</b>										
112	Marvin Chapel	48	.....	.....	.....	48	.....	.....	.....	.....
113	Mountain View	83	.....	.....	.....	83	.....	.....	.....	.....
114	Shiloh	32	.....	.....	.....	32	.....	.....	.....	.....
115	Star Tannery	37	.....	.....	1	36	.....	.....	.....	.....
116	Wardensville	157	2	.....	2	157	.....	.....	.....	.....
		10,560	396	121	207	10,887	14	1	158	244

TABLE No. 1—MEMBERSHIP, CHURCH PROPERTY AND INSURANCE.

Number of Congrega- tions in Charge.	Church Property.							Insurance.				
	Number of Church Buildings.	Value of Buildings, Equip- ment, and Land.	Indebted- ness.	Number of Parson- ages.	Value of Parson- ages, Fur- nishings, and Land.	Indebted- ness.	Value of Other Church Property.	Insurance Carried.	Churches Damaged or De- stroyed.	Parsonages Damaged or De- stroyed.	Amount of Damage.	Loss Collected
95	1	.....	.....	.....	.....	.....	.....	.....	.....	.....	.....	.....
96	1	1,500	.....	.....	.....	.....	.....	.....	1,500	.....	.....	.....
97	1	8,000	.....	1	3,500	.....	.....	.....	4,500	.....	.....	.....
98	1	3,500	.....	.....	.....	.....	.....	.....	1,800	.....	.....	.....
99	1	3,000	.....	.....	.....	.....	.....	.....	.....	.....	.....	.....
100	1	36,500	.....	.....	8,000	.....	.....	.....	28,500	.....	.....	.....
101	1	1,000	.....	.....	.....	.....	.....	.....	.....	.....	.....	.....
102	1	3,000	.....	.....	.....	.....	.....	.....	1,000	.....	.....	.....
103	1	1,000	.....	.....	.....	.....	.....	.....	.....	.....	.....	.....
104	1	17,000	.....	1,825	4,000	.....	.....	.....	13,000	.....	.....	.....
105	1	500	.....	.....	.....	.....	.....	.....	.....	.....	.....	.....
106	1	1,500	.....	.....	.....	.....	.....	.....	600	.....	.....	.....
107	1	2,000	.....	.....	.....	.....	.....	.....	500	.....	.....	.....
108	1	2,000	.....	.....	.....	.....	.....	.....	500	.....	.....	.....
109	1	1,500	.....	.....	.....	.....	.....	.....	.....	.....	.....	.....
110	1	3,000	.....	.....	3,000	.....	.....	.....	2,000	.....	.....	.....
111	1	12,000	.....	.....	.....	.....	.....	.....	.....	.....	.....	.....
112	1	1,500	.....	.....	.....	.....	.....	.....	.....	.....	.....	.....
113	1	2,000	.....	.....	.....	.....	.....	.....	1,000	.....	.....	.....
114	1	2,000	.....	.....	.....	.....	.....	.....	.....	.....	.....	.....
115	1	1,500	.....	.....	.....	.....	.....	.....	500	.....	.....	.....
116	1	2,000	.....	.....	3,000	.....	.....	.....	.....	.....	.....	.....
115	115	\$531,700	\$19,112	24	\$102,950	\$1,500	\$600	\$245,725	.....	.....	.....	.....



TABLE No. 2—CHURCH PAPERS TAKEN, WOMAN'S WORK, LAY ACTIVITIES, EPWORTH LEAGUES AND SUNDAY SCHOOLS.

Moorefield District.		Christian Literature.				Woman's Work.				Lay Activities.		
		Number of Methodist Families	Subscribers to General Organ	Subscribers to Conference Organ		Number of Societies	Members	Raised for Local Work	Amount sent to Conference Treasurer	Number of Wesley Brother-hoods	Members	Number in Fellowship of Steward-ship
1	Baker—											
2	Baker	35	.....	5	.....	.....	.....	.....	.....	.....	.....	.....
3	Bass	18	.....	.....	.....	.....	.....	.....	.....	.....	.....	.....
4	Oak Grove	25	.....	1	.....	.....	.....	.....	.....	.....	.....	.....
5	Zion	25	.....	.....	.....	.....	.....	.....	.....	.....	.....	.....
6	Burlington—											
7	Burlington	58	.....	1	.....	.....	.....	.....	.....	.....	.....	.....
8	Marvin Chapel	20	.....	9	.....	.....	.....	.....	.....	.....	.....	.....
9	Mountain Valley	23	.....	.....	.....	.....	.....	.....	.....	.....	.....	.....
10	Rees Chapel	21	.....	2	.....	.....	.....	.....	.....	.....	.....	.....
11	Trinity	19	.....	.....	.....	.....	.....	.....	.....	.....	.....	.....
12	Capon Bridge—											
13	Bethel	19	.....	2	.....	.....	.....	.....	.....	.....	.....	.....
14	Capon Bridge	32	.....	5	.....	.....	.....	.....	.....	.....	.....	.....
15	Capon Chapel	9	.....	1	.....	.....	.....	.....	.....	.....	.....	.....
16	Central	20	.....	1	.....	.....	.....	.....	.....	.....	.....	.....
17	Greenmount	6	.....	1	.....	.....	.....	.....	.....	.....	.....	.....
18	North River Mills	12	.....	1	.....	.....	.....	.....	.....	.....	.....	.....
19	Sedan	21	.....	1	.....	.....	.....	.....	.....	.....	.....	.....
20	Cumberland—											
21	Central	232	.....	28	.....	.....	.....	.....	.....	.....	.....	.....
22	Emmanuel-Flintstone—											
23	Emmanuel	67	.....	15	.....	.....	.....	.....	.....	.....	.....	.....
24	Flintstone	10	.....	4	.....	.....	.....	.....	.....	.....	.....	.....
25	Mt. Fairview	14	.....	2	.....	.....	.....	.....	.....	.....	.....	.....
26	Trinity	150	.....	20	.....	.....	.....	.....	.....	.....	.....	.....
27	Elk Garden—											
28	Barnum	7	.....	.....	.....	.....	.....	.....	.....	.....	.....	.....
29	Chestnut Grove	12	.....	5	.....	.....	.....	.....	.....	.....	.....	.....
30	Elk Garden	48	.....	3	.....	.....	.....	.....	.....	.....	.....	.....

TABLE No. 2—CHURCH PAPERS TAKEN, WOMAN'S WORK, LAY ACTIVITIES, EPWORTH LEAGUES AND SUNDAY SCHOOLS.

Local Church Schools.

	Local Church Boards of Ch. Education	Number of Church Schools	Officers and Teachers	Scholars in Children's Division	Scholars in Young People's Division	Scholars in Adult Division	Total Enrollment Including Officers and Teachers	Total Enrollment Last Year	Number of Scholars Joining the Church	Churches Having Week-Day Meetings with Children	Churches Having Vacation Schools	Number Taking Training Courses	Raised on Church School Day	Raised for Missions	Raised for All Other Purposes
1	1	1	10	44	45	64	163	130	1	..	..	..	..	..	..
2	..	1	4	15	20	10	49	41	1	..	..	..	..	..	..
3	..	1	5	21	11	11	48	40	7	..	..	1	..	..	..
4	..	1	4	8	..	16	28	28	..	..	..	4	..	\$20	\$30
5	1	1	10	38	25	20	93	74	16	..	1	..	..	..	..
6	..	..	..	..	..	..	..	..	..	..	..	..	..	..	..
7	..	..	..	..	..	..	..	..	..	..	..	..	..	..	..
8	1	1	10	16	30	17	73	66	..	..	..	..	..	17	15
9	1	1	6	33	14	18	71	64	3	..	..	..	..	5	5
10	1	1	8	15	10	12	48	..	..	..	..	..	..	..	35
11	1	1	10	18	20	35	73	..	..	..	1	4	..	30	150
12	..	..	..	..	..	..	..	..	..	..	..	..	..	..	..
13	1	1	6	10	10	20	46	..	..	..	..	..	..	..	30
14	..	..	..	..	..	..	..	..	..	..	..	1	..	..	..
15	..	..	..	..	..	..	..	..	..	..	..	..	..	..	..
16	..	..	..	..	..	..	..	..	..	..	..	..	..	..	..
17	1	1	28	60	84	82	254	260	18	..	..	11	\$5	381	242
18	1	1	13	94	45	30	191	178	12	..	..	3	3	120	246
19	..	..	..	..	..	..	..	..	..	..	..	..	..	..	..
20	..	..	..	..	..	..	..	..	..	..	..	..	..	..	..
21	1	1	30	130	100	133	393	381	25	1	..	17	10	637	579
22	..	1	6	20	12	13	51	..	2	..	..	..	..	..	10
23	..	1	7	17	30	10	64	42	..	..	..	..	1	..	43
24	..	1	8	48	16	24	96	90	..	..	..	..	2	..	110

TABLE No. 2.—CHURCH PAPERS TAKEN, WOMAN'S WORK, LAY ACTIVITIES, EPWORTH LEAGUES AND SUNDAY SCHOOLS

Moorefield District—Continued.		Christian Literature.			Woman's Work.				Lay Activities.		
		Number of Methodist Pamphlets	Subscribers to General Organ	Subscribers to Conference Organ	Number of Societies	Members	Raised for Local Work	Amount sent to Conference Treasurer	Number of Wesley-Brotherhoods	Members	Number in Fellowship of Stewardship
25	Emoryville	8	.....	1	.....	.....	.....	.....	.....	.....	.....
26	Mt. Zion	7	.....	1	.....	.....	.....	.....	.....	.....	.....
27	Shaw	8	.....	1	.....	.....	.....	.....	.....	.....	.....
28	Sulphur	20	.....	.....	.....	.....	.....	.....	.....	.....	.....
29	Vindex	10	.....	.....	.....	.....	.....	.....	.....	.....	.....
	<b>Fort Ashby—</b>										
30	Centenary	5	.....	.....	.....	.....	.....	.....	.....	.....	.....
31	Mt. Olive	19	.....	.....	1	116	.....	.....	.....	.....	.....
32	St. Paul	33	.....	7	1	69	.....	.....	.....	.....	.....
33	Trinity	78	.....	5	1	129	.....	.....	.....	.....	.....
34	Wesley Chapel	24	.....	1	.....	.....	.....	.....	.....	.....	.....
	<b>Franklin—</b>										
35	Brandywine	16	.....	1	.....	.....	.....	.....	.....	.....	.....
36	Franklin	68	.....	15	2	41	.....	.....	.....	.....	.....
37	Mt. Zion	50	.....	3	.....	.....	.....	.....	.....	.....	.....
38	New Bethel	22	.....	4	.....	.....	.....	.....	.....	.....	.....
39	Sugar Grove	27	.....	6	.....	.....	.....	.....	.....	.....	.....
40	Upper Tract	9	.....	.....	.....	.....	.....	.....	.....	.....	.....
	<b>Gainsboro—</b>										
41	Gainsboro	71	.....	7	.....	.....	.....	.....	.....	.....	.....
42	Old Bethel	13	.....	1	.....	.....	.....	.....	.....	.....	.....
43	Pine Grove	37	.....	2	.....	.....	.....	.....	.....	.....	.....
44	Redland	18	.....	2	.....	.....	.....	.....	.....	.....	.....
45	Wesley Chapel	15	.....	3	.....	.....	.....	.....	.....	.....	.....
	<b>Hampshire—</b>										
46	Bethel	33	.....	4	.....	.....	.....	.....	.....	.....	.....
47	Branch Mountain	42	.....	3	.....	.....	.....	.....	.....	.....	.....

TABLE No. 2—CHURCH PAPERS TAKEN, WOMAN'S WORK, LAY ACTIVITIES, EPWORTH LEAGUES AND SUNDAY SCHOOLS.

Local Church Schools.

Local Church	Boards of Ch. Education	Number of Church Schools	Officers and Teachers	Scholars in Children's Division	Scholars in Young People's Division	Scholars in Adult Division	Total Enrollment including Officers and Teachers	Total Enrollment Last Year	Number of Scholars Joining the Church	Churches Having Week-Day Meetings with Children	Churches Having Vacation Schools	Number Taking Training Courses	Raised on Church School Day	Raised for Missions	Raised for All Other Purposes
25	...	1	5	27	11	5	48	50	...	...	...	...	...	...	30
26	...	...	...	...	...	...	...	60	...	...	...	...	...	...	...
27	...	1	7	40	27	20	94	90	...	...	...	...	...	...	50
28	...	1	7	16	35	22	80	77	...	...	...	...	2	...	50
29	...	1	6	15	15	12	48	46	...	...	...	...	2	...	44
30	...	...	...	...	...	...	...	...	...	...	...	...	...	...	...
31	1	1	6	12	9	18	45	49	...	...	...	1	...	...	33
32	1	1	15	27	21	21	84	93	...	1	...	4	...	...	150
33	1	1	15	63	53	92	223	216	...	1	...	12	...	...	300
34	1	1	5	18	18	12	48	72	...	...	...	2	...	...	54
35	...	1	17	61	51	51	180	178	...	...	1	1	4	7	216
36	1	1	12	35	33	34	114	117	...	5	...	2	9	6	64
37	1	1	13	6	17	18	54	47	...	2	...	...	1	7	16
38	1	1	8	9	35	22	74	67	...	2	...	...	1	10	39
39	1	1	...	...	...	...	...	...	...	...	...	...	...	...	...
40	...	...	...	...	...	...	...	103	...	...	...	...	...	10	...
41	...	1	8	30	35	30	103	60	...	7	...	...	...	8	22
42	...	1	5	12	20	27	64	60	...	...	...	...	...	...	15
43	...	1	5	20	25	25	76	72	...	2	...	2	...	...	23
44	...	1	8	20	26	26	79	75	...	...	...	1	...	12	7
45	...	1	5	14	18	12	49	52	...	...	...	...	...	...	...
46	...	1	6	23	25	23	77	65	...	19	...	...	1	9	45
47	...	1	7	23	19	9	58	51	...	...	...	...	...	...	20



TABLE No. 2.—CHURCH PAPERS TAKEN, WOMAN'S WORK, LAY ACTIVITIES, EPWORTH LEAGUES AND SUNDAY SCHOOLS.

Moorefield District—Continued.		Christian Literature.			Woman's Work.				Lay Activities.			
		Number of Methodist Families	Subscribers to General Organ	Subscribers to Conference Organ	Number of Societies	Members	Raised for Local Work	Amount sent to Conference	Treasurer	Number of Wesley Brothers	Members	Number in Fellowship of Stewardship
48	Island Hill	6	.....	.....	.....	.....	.....	.....	.....	.....	.....	.....
49	Levels	42	.....	13	.....	.....	.....	.....	.....	.....	.....	.....
50	Salem	30	.....	5	.....	.....	.....	.....	.....	.....	.....	.....
51	Spring Gap	13	.....	2	.....	.....	.....	.....	.....	.....	.....	.....
52	Wesley Chapel	46	.....	2	.....	.....	.....	.....	.....	.....	.....	.....
<b>Hardy—</b>												
53	Asbury	58	.....	6	1	14	.....	.....	.....	.....	.....	.....
54	Cove	44	.....	1	1	15	.....	.....	.....	.....	.....	.....
55	Lost River	88	1	10	2	24	.....	.....	.....	.....	.....	.....
56	Mt. Olive	24	1	2	1	15	.....	.....	.....	.....	.....	.....
57	Pine Grove	64	.....	1	1	8	.....	.....	.....	.....	.....	.....
<b>Highland—</b>												
58	Central	47	.....	18	1	18	.....	.....	.....	.....	.....	.....
59	Dry Run	.....	.....	2	.....	.....	.....	.....	.....	.....	.....	.....
60	Hightown	26	.....	5	.....	.....	.....	.....	.....	.....	.....	.....
61	New Church	29	.....	8	.....	.....	.....	.....	.....	.....	.....	.....
62	Union Chapel	11	.....	4	.....	.....	.....	.....	.....	.....	.....	.....
63	Keyser	289	.....	20	1	32	.....	.....	.....	.....	.....	.....
<b>Listonburg-Frostburg—</b>												
64	Emmanuel	20	.....	2	.....	.....	.....	.....	.....	.....	.....	.....
65	Frostburg	42	.....	2	.....	.....	.....	.....	.....	.....	.....	.....
66	Grace	29	1	2	.....	.....	.....	.....	.....	.....	.....	.....
67	Mercy Chapel	24	.....	3	1	16	.....	.....	.....	.....	.....	.....
68	Sampson Chapel	26	1	.....	.....	.....	.....	.....	.....	.....	.....	.....
69	State Line	32	.....	3	.....	.....	.....	.....	.....	.....	.....	.....
70	Trinity Chapel	25	.....	1	.....	.....	.....	.....	.....	.....	.....	.....
71	Union Chapel	8	.....	1	.....	.....	.....	.....	.....	.....	.....	.....

TABLE No. 2.—CHURCH PAPERS TAKEN, WOMAN'S WORK, LAY ACTIVITIES, EPWORTH LEAGUES AND SUNDAY SCHOOLS.

Local Church Schools.

	Local Church Boards of Ch. Education	Number of Church Schools	Officers and Teachers	Scholars in Children's Division	Scholars in Young People's Division	Scholars in Adult Division	Total Enrollment including Officers and Teachers	Total Enrollment Last Year	Number of Scholars joining the Church	Churches Having Week-Day Meetings with Children	Churches Having Vacations Schools	Number Taking Training Courses	Raised on Church School Day	Raised for Missions	Raised for All Other Purposes
48	..	..	..	..	..	..	..	..	..	..	..	..	..	..	..
49	1	1	10	32	28	27	97	94	..	..	..	..	3	20	65
50	..	1	8	13	8	19	48	51	1	..	..	..	..	7	32
51	..	..	..	..	..	..	..	..	..	..	..	..	..	..	..
52	..	1	6	16	18	20	60	74	..	..	..	..	2	13	41
53	1	1	10	33	14	20	77	..	3	..	..	2	..	20	60
54	1	1	5	13	14	21	53	..	1	1	..	..	..	..	..
55	1	1	6	20	15	12	53	..	6	..	..	2	..	58	65
56	1	1	9	12	23	18	62	..	5	..	..	3	..	..	..
57	1	1	7	9	40	11	67	..	4	..	..	1	..	..	..
58	1	1	13	38	42	30	121	119	..	..	1	6	2	25	72
59	..	..	..	..	..	..	..	..	..	..	..	..	..	..	..
60	1	1	7	25	21	24	77	72	..	..	..	1	6	10	21
61	1	1	8	19	30	26	83	81	5	..	1	3	4	24	24
62	1	1	8	25	20	26	79	77	6	..	..	..	1	..	35
63	1	1	48	283	128	120	579	549	15	..	..	31	18	310	518
64	..	1	8	35	44	18	105	98	..	..	1	5	..	15	31
65	1	1	12	80	22	34	148	122	4	..	..	..	4	50	106
66	1	1	7	26	20	23	76	75	..	..	..	..	..	30	40
67	1	1	8	30	18	16	71	71	..	..	..	..	..	37	55
68	..	1	10	33	27	25	95	80	..	..	..	3	..	15	90
69	1	1	7	30	22	20	79	77	3	..	..	2	..	20	23
70	1	1	7	21	10	17	55	55	..	..	..	..	..	20	26
71	..	..	..	..	..	..	..	..	..	..	..	..	..	..	..

TABLE No. 2—CHURCH PAPERS TAKEN, WOMAN'S WORK, LAY ACTIVITIES, EPWORTH LEAGUES AND SUNDAY SCHOOLS.

Moorefield District—Continued.		Christian Literature.			Woman's Work.				Lay Activities.			
		Number of Methodist Families	Subscribers to General Organ	Subscribers to Conference Organ	Number of Societies	Members	Raised for Local Work	Amount sent to Conference Treasurer	Number of Wesley-Brotherhoods	Members	Number in Fellowship of Stewardship	
<b>McDowell—</b>												
72	Bethel .....	17	.....	2	.....	.....	.....	.....	.....	.....	.....	.....
73	Doe Hill .....	42	.....	9	.....	.....	.....	.....	.....	.....	.....	.....
74	McDowell .....	59	1	13	1	.....	.....	.....	.....	.....	.....	.....
75	McKendree .....	32	.....	4	.....	.....	.....	.....	.....	.....	.....	.....
76	New Salem .....	24	.....	2	.....	.....	.....	.....	.....	.....	.....	.....
77	Totten .....	23	.....	4	.....	.....	.....	.....	.....	.....	.....	.....
<b>Monterey—</b>												
78	Monterey .....	69	.....	24	1	.....	.....	.....	.....	.....	.....	.....
79	Rehoboth .....	25	.....	5	.....	.....	.....	.....	.....	.....	.....	.....
80	Seybert Chapel .....	10	.....	1	.....	.....	.....	.....	.....	.....	.....	.....
81	Trinity .....	14	.....	2	.....	.....	.....	.....	.....	.....	.....	.....
<b>Moorefield—</b>												
82	Duffy Memorial .....	200	.....	25	1	.....	.....	.....	.....	.....	.....	.....
83	Fellows Chapel .....	18	.....	.....	.....	.....	.....	.....	.....	.....	.....	.....
84	Harpers Chapel .....	.....	.....	.....	.....	.....	.....	.....	.....	.....	.....	.....
85	Old Field .....	.....	.....	.....	.....	.....	.....	.....	.....	.....	.....	.....
<b>Morgan—</b>												
86	Bethel .....	.....	1	1	.....	.....	.....	.....	.....	.....	.....	.....
87	Great Cacapon .....	.....	.....	1	.....	.....	.....	.....	.....	.....	.....	.....
88	Greenwood .....	.....	.....	2	.....	.....	.....	.....	.....	.....	.....	.....
89	Mt. Olive .....	.....	.....	5	1	.....	.....	.....	.....	.....	.....	.....
90	Oakland .....	.....	.....	1	.....	.....	.....	.....	.....	.....	.....	.....
91	Salem .....	.....	.....	1	.....	.....	.....	.....	.....	.....	.....	.....
<b>Petersburg—</b>												
92	Petersburg .....	.....	.....	24	1	.....	.....	.....	.....	.....	.....	.....
93	Marvin .....	.....	.....	1	.....	.....	.....	.....	.....	.....	.....	.....
94	Sites .....	.....	.....	2	.....	.....	.....	.....	.....	.....	.....	.....

TABLE No. 2—CHURCH PAPERS TAKEN, WOMAN'S WORK, LAY ACTIVITIES, EPWORTH LEAGUES AND SUNDAY SCHOOLS.

Local Church Schools.

	Local Church Boards of Ch. Education	Number of Church Schools	Officers and Teachers	Scholars in Children's Division	Scholars in Young People's Division	Scholars in Adult Division	Total Enrollment including Officers and Teachers	Total Enrollment Last Year	Number of Scholars Joining the Church	Churches Having Week-Day Meetings with Children	Churches Having Vacation Schools	Number Taking Training Courses	Raised on Church School Day	Raised for Missions	Raised for All Other Purposes
72	..	..	..	..	..	..	..	..	..	..	..	..	..	..	..
73	1	1	11	18	20	33	82	81	2	..	1	3	4	..	80
74	1	1	12	27	12	42	93	72	13	..	1	8	4	..	65
75	1	1	9	21	12	20	62	60	..	..	..	..	..	..	37
76	1	1	8	25	10	17	60	46	1	..	1	..	..	..	20
77	1	1	10	17	14	18	59	66	..	..	..	..	..	..	18
78	1	1	15	38	72	65	190	180	2	..	1	15	5	150	184
79	..	..	..	..	..	..	..	..	..	..	..	..	..	..	..
80	1	1	6	15	25	20	65	61	..	..	..	..	..	7	35
81	1	1	4	14	10	8	36	45	4	..	..	..	..	14	20
82	1	1	25	90	60	100	300	300	9	..	1	17	70	70	252
83	..	..	..	..	..	..	..	..	..	..	..	..	..	..	..
84	..	..	..	..	..	..	..	..	..	..	..	..	..	..	..
85	..	..	..	..	..	..	..	..	..	..	..	..	..	..	..
86	..	1	10	18	18	29	75	36	9	..	..	..	..	5	28
87	..	..	..	..	..	..	..	..	..	..	..	..	..	..	..
88	..	1	9	13	23	18	63	80	2	..	..	..	..	7	40
89	..	1	10	41	25	30	106	110	..	..	..	..	..	21	55
90	..	1	12	20	18	27	77	66	9	..	..	..	..	14	49
91	..	1	16	28	35	25	104	82	9	..	..	..	..	15	37
92	1	1	18	62	45	50	175	165	8	..	..	..	..	15	375
93	1	1	6	13	20	20	33	28	1	..	..	..	..	..	82
94	1	1	6	24	15	31	75	69	7	..	..	..	..	..	47



TABLE No. 2—CHURCH PAPERS TAKEN, WOMAN'S WORK, LAY ACTIVITIES, EPWORTH LEAGUES AND SUNDAY SCHOOLS

	Christian Literature.				Woman's Work.				Lay Activities.		
	Number of Methodist Families	Subscribers to General Organ	Subscribers to Conference Organ	Number of Societies	Members	Raised for Local Work	Amount sent to Conference	Number of Wesley-Brotherhoods	Members	Number in Fellowship of Stewardship	
<b>Moorefield District—Continued.</b>											
<b>Piedmont—</b>											
95 Beryl .....	10	.....	.....	.....	.....	.....	.....	.....	.....	.....	.....
96 Firm Rock .....	4	.....	.....	.....	.....	.....	.....	.....	.....	.....	.....
97 St. Johns .....	90	1	20	1	34	72	109	.....	.....	.....	.....
<b>Romney—</b>											
98 Ebenezer .....	75	.....	2	.....	.....	.....	.....	.....	.....	.....	.....
99 Fairview .....	30	.....	3	.....	.....	.....	.....	.....	.....	.....	.....
100 Romney .....	150	3	29	1	64	450	200	.....	.....	.....	.....
<b>Ridgely-Mt. Pleasant—</b>											
101 Beans Cove .....	9	.....	.....	.....	.....	.....	.....	.....	.....	.....	.....
102 Mt. Pleasant .....	21	.....	7	.....	.....	.....	.....	.....	.....	.....	.....
103 Oakdale .....	12	.....	.....	.....	.....	.....	.....	.....	.....	.....	.....
104 Ridgely .....	98	.....	.....	1	15	.....	65	.....	.....	.....	.....
105 Wiley Ford .....	.....	.....	.....	.....	.....	.....	.....	.....	.....	.....	.....
<b>Springfield-Augusta—</b>											
106 Augusta .....	20	.....	1	.....	.....	.....	.....	.....	.....	.....	.....
107 Forest Glen .....	30	.....	5	.....	.....	.....	.....	.....	.....	.....	.....
108 Green Spring .....	10	.....	1	.....	.....	.....	.....	.....	.....	.....	.....
109 Hotts Chapel .....	50	.....	6	1	13	42	10	.....	.....	.....	.....
110 Mt. Zion .....	15	.....	1	.....	.....	.....	.....	.....	.....	.....	.....
111 Springfield .....	46	1	10	.....	.....	.....	.....	.....	.....	.....	.....
<b>Wardensville—</b>											
112 Marvin Chapel .....	13	.....	.....	.....	.....	.....	.....	.....	.....	.....	.....
113 Mountain View .....	25	.....	.....	.....	.....	.....	.....	.....	.....	.....	.....
114 Shiloh .....	8	.....	.....	.....	.....	.....	.....	.....	.....	.....	.....
115 Star Tannery .....	9	.....	2	.....	.....	.....	.....	.....	.....	.....	.....
116 Wardensville .....	50	.....	5	1	36	30	15	.....	.....	.....	.....
<b>Total.....</b>	<b>3,867</b>	<b>24</b>	<b>509</b>	<b>33</b>	<b>926</b>	<b>\$2,563</b>	<b>\$1,698</b>	<b>2</b>	<b>21</b>	<b>.....</b>	<b>.....</b>

TABLE No. 2—CHURCH PAPERS TAKEN, WOMAN'S WORK, LAY ACTIVITIES, EPWORTH LEAGUES AND SUNDAY SCHOOLS.

Local Church Schools.

	Local Church Boards of Ch. Education	Number of Church Schools	Officers and Teachers	Scholars in Children's Division	Scholars in Young People's Division	Scholars in Adult Division	Total Enrollment including Officers and Teachers	Total Enrollment Last Year	Number of Scholars Joining the Church	Churches Having Week-Day Meetings with Children	Churches Having Vacation Schools	Number Taking Training Courses	Raised on Church School Day	Raised for Missions	Raised for All Other Purposes
95	...	1	4	10	4	5	23	...	...	...	1	...	...	...	...
96	...	1	26	102	50	80	258	253	10	...	1	4	...	562	200
97	1	1	12	18	25	38	93	91	3	...	1	5	...	20	50
98	1	1	7	38	23	23	93	88	4	...	1	2	...	8	100
99	1	1	31	75	100	80	286	265	13	1	1	17	...	110	120
100	1	1	...	...	...	...	...	...	...	...	...	...	...	...	...
101	1	1	8	30	21	21	80	77	...	...	1	3	8	62	111
102	1	1	8	23	14	17	62	42	16	...	1	10	2	280	6
103	1	1	23	172	90	52	337	296	21	...	...	...	7	25	272
104	1	1	...	...	...	...	120	...	2	...	...	...	...	...	75
105	...	1	5	14	11	14	44	44	...	...	...	...	...	...	11
106	...	1	5	14	11	14	44	44	...	...	...	...	...	...	63
107	...	1	8	34	33	24	99	101	...	...	...	...	...	17	...
108	...	1	7	38	12	15	102	101	...	...	...	...	...	...	41
109	...	1	22	62	23	31	138	120	...	...	...	...	...	...	65
110	...	1	5	11	5	14	35	...	...	...	1	...	...	4	10
111	...	1	8	34	26	7	75	89	...	...	...	...	...	18	57
112	...	1	4	17	18	12	51	...	...	...	...	...	...	...	5
113	...	1	7	16	23	23	69	...	...	...	...	...	...	10	45
114	...	1	2	12	11	6	31	...	...	...	...	2	...	...	20
115	...	1	2	12	2	6	22	...	...	...	...	...	...	...	4
116	1	1	7	34	34	30	105	...	...	...	1	...	...	27	76
	53	92	920	3,086	2,468	2,581	9,232	7,903	318	4	23	211	\$113	\$3,403	\$6,718



Financial Exhibit—Raised During the Year.

	Golden Cross	Mission Specials	Supernummate Endowment	Supernummate Homes	Orphanages	Churches and Parsonages	Insurance Premiums	Incidentals	All Other Purposes	Total Amount Raised by Woman's Mis- sionary Societies	Total Amount Raised by Brotherhoods	Total Amount Raised by Church Schools	Total	Less Items Reported Twice	Grand Total for Year
1	..	..	..	..	\$6	..	..	..	..	..	..	\$30	\$436	..	\$436
1a	..	..	..	..	..	..	..	..	..	..	..	4	46	..	46
2	..	..	..	..	..	..	..	..	..	..	..	..	..	..	..
3	..	..	..	..	..	..	..	..	..	..	..	12	212	..	212
4	..	\$17	..	..	..	..	..	..	..	..	..	8	121	..	121
5	..	17	..	..	6	..	..	..	..	..	..	54	815	..	815
6	..	8	..	..	15	\$80	\$16	\$60	..	..	..	50	1,160	20	1,140
7	..	..	..	..	..	..	..	..	..	..	..	..	..	..	..
8	..	..	..	..	8	..	12	30	..	..	..	32	102	17	452
9	..	..	..	..	23	20	28	90	..	129	..	10	1,898	5	1,796
10	..	8	..	..	..	100	..	..	..	20	..	92	1,898	42	1,796
11	..	..	..	..	..	30	16	..	..	..	..	35	173	..	173
12	..	..	..	..	..	40	..	..	..	..	..	180	612	..	612
13	..	..	..	..	..	75	..	..	..	..	..	..	145	..	145
14	..	..	..	..	..	..	..	..	..	..	..	30	224	..	224
15	..	..	..	..	..	..	..	..	..	..	..	..	77	..	77
16	..	..	..	..	..	..	..	..	..	..	..	..	55	..	55
17	..	..	..	..	..	145	24	..	..	20	..	245	1,444	..	1,444
18	..	..	..	..	10	79	35	330	\$161	241	..	623	4,808	605	4,808
19	..	..	..	..	4	757	..	405	12	363	..	369	3,688	296	3,392
20	..	..	..	..	..	10	..	..	..	..	..	..	219	..	219
21	..	..	..	..	2	3	..	..	19	363	..	..	4,121	296	4,825
	..	..	..	..	6	770	96	405	107	520	..	369	7,882	931	6,951
	..	..	..	..	50	1,678	..	815	..	..	..	1,926	..	..	..



TABLE No. 3.—FINANCE.

	Presiding Elder.		Preacher in Charge		District Work.		General and Conference Work		
	Appor- tioned.	Paid.	Appor- tioned.	Paid.	Appor- tioned.	Paid.	Appor- tioned.	Assumed.	Paid.
<b>Moorefield District—Continued.</b>									
<b>Elk Garden—L. E. Saville</b>									
22	10	..	20	20	..	..	..	10	10
23	12	12	150	150	..	..	..	52	52
24	19	19	225	225	7	7	..	62	62
25	6	6*	50	50	..	..	..	22	22
26	6	6	71	71	..	..	..	17	17
27	10	10	106	106	..	..	..	25	25
28	7	7	100	100	..	..	..	32	32
29	12	12	150	150	..	..	..	12	12
	72	72	872	872	7	7	..	232	232
<b>Fort Ashby—L. K. Knowles (IV)</b>									
30	..	..	..	..	..	..	..	..	..
31	14	6	105	40	..	..	..	22	22
32	25	25	260	260	8	8	..	77	77
33	36	36	375	375	..	..	..	120	120
34	17	9	160	80	..	..	..	44	44
	92	76	900	755	8	8	..	263	243
<b>Franklin—J. W. Seay</b>									
35	10	10	100	100	1	1	..	35	35
36	90	90	875	875	3	3	..	310	310
37	35	35	350	350	3	3	..	60	60
38	17	17	151	151	1	1	..	55	55
39	16	16	149	149	1	1	..	55	55
40	10	10	125	125	1	1	..	35	35
	178	178	1,750	1,750	10	10	..	550	550
<b>Gainsboro—Fred Crowe</b>									
41	20	20	168	168	2	2	..	60	60
42	12	12	90	90	1	1	..	35	35
43	15	15	160	175	1	1	..	55	55
44	12	12	91	91	1	1	..	38	38
45	11	11	91	91	1	1	..	38	38
	70	70	600	615	6	6	..	226	226

Financial Exhibit—Raised During the Year.

	Golden Cross	Mission Specials	Superannate Endowment	Superannate Homes	Orphanages	Churches and Parsonages	Insurance Premiums	Incidentals	All Other Purposes	Total Amount Raised by Women's Mis- sionary Societies	Total Amount Raised by Brotherhoods	Total Amount Raised by Church Schools	Total	Less Items Reported Twice	Grand Total for Year
22	..	..	..	..	..	..	..	..	..	..	..	10	40	..	40
23	..	..	..	..	..	150	..	..	..	31	\$37	43	294	52	242
24	..	..	..	..	..	..	..	8	..	..	10	110	614	22	592
25	..	..	..	..	..	..	..	..	..	..	..	30	116	..	116
26	..	..	..	..	..	..	..	..	..	..	..	..	94	..	94
27	..	..	..	..	..	..	..	..	..	..	..	50	191	15	176
28	..	..	..	..	..	50	..	..	..	..	..	50	239	14	225
29	..	..	..	..	..	..	..	8	..	31	47	44	218	..	218
30	..	..	..	..	..	200	..	..	..	..	..	337	1,806	103	1,703
31	..	..	..	..	..	..	..	..	..	124	..	33	225	20	205
32	..	..	..	..	..	..	5	..	..	73	..	150	598	77	521
33	..	..	..	..	..	..	43	..	..	169	..	373	1,116	120	996
34	..	..	..	..	..	..	..	..	..	..	..	54	167	24	143
35	..	5	..	..	..	..	48	..	..	366	..	611	2,106	241	1,865
36	..	..	..	..	13	50	15	..	22	..	..	330	238	7	231
37	..	10	..	..	8	1,010	43	..	175	178	..	79	3,027	200	2,827
38	..	..	..	..	4	55	..	..	20	..	..	24	620	6	614
39	..	..	..	..	7	5	..	..	6	..	..	50	263	7	256
40	..	15	..	..	..	100	46	..	15	..	..	50	439	10	429
41	..	..	..	..	..	75	..	..	10	..	..	..	256	..	256
42	..	..	..	..	32	1,295	104	..	248	178	..	483	4,843	230	4,613
43	..	..	..	..	3	200	6	5	15	..	..	39	528	39	489
44	..	..	..	..	2	5	6	2	10	..	..	30	191	30	161
45	..	..	..	..	1	20	6	3	25	..	..	17	304	17	287
46	..	..	..	..	..	..	..	4	15	..	..	36	212	36	176
47	..	..	..	..	..	3	3	2	5	..	..	7	171	7	164
48	..	..	..	..	6	233	35	16	70	..	..	129	1,406	129	1,277

TABLE No. 3—FINANCE.

Moorefield District—Continued.		Presiding Elder.		Frencher in Charge.		District Work.		General and Conference Work.		
		Appor- tioned.	Paid.	Appor- tioned.	Paid.	Appor- tioned.	Paid.	Appor- tioned.	Assumed.	Paid.
46	Hampshire—G. E. Pope		18	18	150	150	1	1	36	30
47	Bethel . . . . .		15	15	135	135	1	1	28	28
48	Branch Mountain . . . . .		4	4	50	50	1	1	10	10
49	Island Hill . . . . .		33	27	285	234	1	1	78	78
50	Levels . . . . .		17	14	120	89	1	1	28	23
51	Salem . . . . .		3	3	47	47	1	1	10	10
52	Spring Gap . . . . .		28	27	245	235	1	1	55	55
	Wesley Chapel . . . . .		108	108	1,032	940	7	7	245	234
	Total . . . . .									
53	Hardy—C. W. Ambrose, Jr.		26	26	229	230	1	1	90	90
54	Asbury . . . . .		11	11	94	94	1	1	45	45
55	Cove . . . . .		40	40	537	538	1	1	150	150
56	Lost River . . . . .		6	6	40	56	1	1	25	25
57	Mt. Olive . . . . .		12	12	100	100	1	1	40	40
	Pine Grove . . . . .		95	95	1,000	1,018	5	5	350	350
	Total . . . . .									
58	Highland—L. H. Greenwood		60	60	575	575	5	5	165	165
59	Central . . . . .		30	25	270	250	2	2	82	82
60	Dry Run . . . . .		30	30	270	270	2	2	55	55
61	Hightown . . . . .		10	10	90	90	1	1	13	13
62	New Church . . . . .		130	125	1,205	1,185	5	5	315	315
	Union Chapel . . . . .		265	265	2,500	2,500	9	9	1,000	1,000
	Total . . . . .									
63	Keyser—J. H. Brown, Jr.		14	14	200	200	2	2	40	40
64	Listonburg-Frostburg—V. R. Gillum		40	40	400	523	2	2	75	75
65	Emmanuel . . . . .		15	15	130	130	1	1	30	30
66	Frostburg . . . . .		25	25	225	225	1	1	45	45
67	Grace . . . . .		15	15	130	130	1	1	30	30
68	Mercy Chapel . . . . .		25	25	225	225	1	1	45	45
69	Sanson Chapel . . . . .		15	15	140	140	1	1	25	25
	State Line . . . . .		15	15	140	140	1	1	25	25

Financial Exhibit—Raised During the Year.

	Golden Cross	Mission Specials	Superannate Endowment	Superannate Homes	Orphanages	Churches and Parsonages	Insurance Premiums	Incidentals	All Other Purposes	Total Amount Raised by Woman's Mis- sionary Societies	Total Amount Raised by Brotherhoods	Total Amount Raised by Church Schools	Total	Less Items Reported Twice	Grand Total For Year
46	..	..	..	..	..	38	..	27	8	..	..	55	327	5	322
47	..	..	..	..	..	135	8	..	2	..	..	20	344	..	344
48	..	..	..	..	..	..	11	43	12	..	..	88	65	..	65
49	..	..	..	..	..	39	..	..	5	..	..	39	494	22	472
50	..	..	..	..	..	..	..	..	..	..	..	..	210	6	204
51	..	..	..	..	..	..	..	..	4	..	..	56	61	..	61
52	..	..	..	..	..	86	4	18	..	..	..	..	486	11	475
53	..	..	..	..	1	298	23	88	31	100	..	258	1,987	44	1,943
54	..	..	..	3	8	80	8	..	..	50	..	10	229	98	526
55	..	..	..	12	15	110	..	..	..	210	..	123	1,196	45	184
56	..	..	..	1	55	..	12	..	..	95	..	26	265	112	240
57	..	..	..	3	8	..	..	..	..	48	..	26	238	25	198
58	..	..	..	20	268	20	20	100	..	503	..	273	2,552	920	2,552
59	..	..	..	15	58	5	5	..	..	91	..	99	1,173	25	1,148
60	..	..	..	3	15	..	..	30	..	..	..	..	446	..	436
61	..	..	..	..	40	6	6	10	..	..	..	28	439	10	439
62	..	..	..	16	60	..	..	150	10	..	..	38	221	..	220
63	..	..	..	37	173	15	15	1,593	..	91	..	202	2,379	36	2,343
64	..	..	..	9	1,700	56	56	..	..	180	..	828	8,168	360	7,808
65	..	..	..	15	..	..	..	..	..	..	..	46	411	15	396
66	..	..	..	3	25	..	..	..	..	..	..	160	840	54	786
67	..	..	..	11	41	10	10	..	..	..	..	70	300	30	270
68	..	..	..	3	103	4	4	..	..	56	..	92	468	37	431
69	..	..	..	6	11	16	16	..	..	..	..	105	426	15	411
	..	..	..	..	..	..	..	..	..	..	..	43	257	20	237



TABLE No. 3—FINANCE.

Moorefield District—Continued.		Presiding Elder.		Preacher in Charge.		District Work.		General and Conference Work.		
		Appor- tioned.	Paid.	Appor- tioned.	Paid.	Appor- tioned.	Paid.	Appor- tioned.	Assumed.	Paid.
70	Trinity Chapel	15	15	130	130	2	2	...	25	25
71	Union Chapel	5	5	75	81	1	1	...	20	20
	Total	129	129	1,429	1,629	10	10	...	260	275
	McDowell—C. W. Paskel									
72	Bethel	9	9	86	96	1	1	49	22	22
73	Doe Hill	32	32	289	289	1	1	172	73	74
74	McDowell	36	36	330	330	2	2	192	82	82
75	McKendree	20	11	180	112	1	1	105	45	44
76	New Salem	12	12	110	110	1	1	63	27	27
77	Totten	23	19	205	165	1	1	119	51	51
	Total	132	119	1,200	1,102	7	7	700	300	300
	Monteray—J. H. Light									
78	Monteray	115	115	1,115	1,115	7	7	...	384	384
79	Rehoboth	26	26	274	274	...	...	...	55	55
80	Seybert Chapel	9	9	101	101	...	...	...	7	7
81	Trinity	10	10	110	110	...	...	...	14	14
	Total	160	160	1,600	1,600	7	7	875	460	460
	Moorefield—R. E. Musser									
82	Duffy Memorial	130	130	1,700	1,700	7	7	...	600	600
83	Fellows Chapel	...	...	...	...	...	...	...	...	...
84	Harpers Chapel	...	...	...	...	...	...	...	...	...
85	Old Field	...	...	25	25	...	...	...	25	25
	Total	130	130	1,725	1,700	7	7	700	625	600
	Morgan—D. L. Snyder									
86	Bethel	13	13	135	135	1	1	80	18	18
87	Great Cacapon	14	14	120	120	1	1	80	17	17
88	Greenwood	18	18	215	215	1	1	140	60	60
89	Mt. Olive	18	18	210	210	1	1	130	58	58
90	Oakland	18	18	215	215	1	1	120	55	55
91	Salem	14	14	160	160	1	1	90	44	44
	Total	95	95	1,055	1,055	6	6	650	252	252

Financial Exhibit—Raised During the Year.

	Golden Cross	Mission Specials	Superannate Endowment	Superannate Homes	Orphanages	Churches and Parsonages	Insurance Premiums	Incidentals	All Other Purposes	Total Amount Raised by Woman's Mis- sionary Societies	Total Amount Raised by Brotherhoods	Total Amount Raised by Church Schools	Total	Less Items Reported Twice	Grand Total For Year
70	..	..	..	..	5	32	7	..	..	..	..	46	262	20	242
71	..	..	..	..	6	6	7	..	..	56	..	562	126	..	126
72	..	..	..	..	58	327	44	..	..	..	..	..	3,090	191	2,899
73	..	200	..	..	2	25	..	..	..	60	..	84	155	..	155
74	..	..	..	..	13	30	..	..	..	60	..	69	783	14	769
75	..	..	..	..	11	70	..	..	..	..	..	37	660	29	631
76	..	..	..	..	3	5	..	..	..	..	..	20	213	6	207
77	..	..	..	..	2	5	..	..	..	10	..	..	187	..	187
78	..	200	..	..	4	10	..	..	..	..	..	18	268	..	268
79	..	..	..	..	35	145	..	..	..	130	..	228	2,266	49	2,217
80	..	..	..	..	51	193	35	22	75	325	..	339	2,661	..	2,661
81	..	..	..	..	5	..	..	2	..	..	..	..	362	..	362
82	..	..	..	..	3	..	..	1	..	..	..	42	163	..	163
83	..	..	..	..	3	..	..	1	6	..	..	34	178	..	178
84	..	..	..	..	62	193	35	26	81	325	..	415	3,364	..	3,364
85	..	..	..	..	40	1,600	46	600	..	34	..	322	5,079	70	5,009
86	..	..	..	..	..	..	..	..	..	..	..	..	..	..	..
87	..	2	..	..	40	1,600	46	600	..	34	..	322	5,079	70	5,009
88	..	1	..	..	2	109	6	..	..	..	..	42	328	87	241
89	..	3	..	..	1	26	..	..	..	..	..	..	180	..	180
90	..	4	..	..	3	287	9	..	250	..	..	67	913	104	809
91	..	2	..	..	3	72	7	..	700	184	..	76	639	232	407
	..	2	..	..	8	48	..	..	..	..	..	64	1,113	..	1,113
	..	14	..	..	8	28	4	..	..	..	..	87	348	69	279
	..	..	..	..	26	570	33	..	950	184	..	336	3,521	492	3,029

TABLE No. 3—FINANCE.

	Presiding Elder.		Preacher in Charge		District Work.		General and Conference Work		
	Appor- tioned.	Paid.	Appor- tioned.	Paid.	Appor- tioned.	Paid.	Appor- tioned.	Assumed	Paid.
Moorefield District—Continued									
92	100	100	1,027	1,027	.....	.....	500	270	270
93	6	6	80	80	.....	.....	100	5	5
94	6	6	43	43	.....	.....	100	5	5
	112	112	1,150	1,150	.....	.....	700	280	280
	.....	.....	50	50	.....	.....	.....	.....	.....
95	.....	.....	10	10	.....	.....	.....	.....	.....
96	166	166	1,550	1,550	6	6	.....	670	670
97	166	166	1,610	1,610	6	6	.....	670	670
	20	20	275	275	1	1	.....	90	90
98	10	10	165	165	1	1	.....	55	55
99	142	142	1,160	1,160	3	3	.....	425	425
100	172	172	1,600	1,600	5	5	.....	570	570
	5	3	50	30	.....	.....	10	10	10
101	15	12	275	229	.....	.....	50	50	50
102	.....	.....	45	42	.....	.....	.....	.....	.....
103	80	80	1,080	1,080	4	4	265	265	265
104	.....	.....	.....	.....	.....	.....	.....	.....	.....
105	160	95	1,450	1,381	6	4	325	325	325
	12	12	125	102	1	1	.....	16	17
106	19	19	160	160	1	1	.....	45	47
107	14	14	147	147	1	1	.....	15	15
108	21	21	250	250	1	1	.....	55	55
109	12	12	12	90	1	1	.....	11	11
110	35	35	285	285	3	3	.....	85	85
111	113	113	1,057	1,034	8	8	.....	227	230

Financial Exhibit—Raised During the Year.

	Golden Cross	Mission Specials	Superannuate Endowment	Superannuate Homes	Orphanages	Churches and Parsonages	Insurance Premiums	Incidentals	All Other Purposes	Total Amount Raised by Woman's Missionary Societies	Total Amount Raised by Brotherhoods	Total Amount Raised by Church Schools	Total	Less Items Reported Twice	Grand Total for Year
92	..	..	..	..	..	275	..	108	91	220	..	390	2,481	15	2,466
93	..	..	..	..	..	18	..	..	24	..	..	..	133	..	133
94	..	..	..	..	..	30	..	6	..	..	..	32	122	..	122
95	..	..	..	..	..	323	..	114	115	220	..	422	2,736	15	2,721
96	..	..	..	..	..	..	..	..	..	..	..	..	50	..	50
97	..	..	..	..	..	..	..	..	..	..	..	..	10	..	10
98	..	..	..	..	..	325	..	250	40	181	..	762	4,034	562	3,472
99	..	..	..	..	..	325	..	250	40	181	..	762	4,094	562	3,532
100	..	..	..	..	..	120	..	10	..	..	..	50	475	..	475
101	..	..	..	..	..	3,500	..	100	..	650	..	100	476	..	476
102	..	..	..	..	..	3,640	..	135	..	650	..	120	6,220	220	6,000
103	..	..	..	..	..	..	..	..	..	..	..	270	7,171	250	6,921
104	..	..	..	..	..	..	..	..	..	..	..	..	43	..	43
105	..	..	..	..	..	..	..	..	..	..	..	..	521	80	441
106	..	..	..	..	..	..	..	..	..	..	..	..	52	..	52
107	..	..	..	..	..	863	..	228	..	65	..	559	3,163	265	2,898
108	..	..	..	..	..	..	..	5	..	..	..	75	105	..	105
109	..	..	..	..	..	863	..	263	..	65	..	823	3,581	347	3,234
110	..	..	..	..	..	..	..	15	15	..	..	11	165	..	165
111	..	..	..	..	..	..	..	62	..	..	..	80	405	..	405
	..	..	..	..	..	..	..	53	..	..	..	41	281	..	281
	..	..	..	..	..	..	..	20	..	52	..	69	482	..	482
	..	..	..	..	..	..	..	75	..	..	..	10	212	..	212
	..	..	..	..	..	..	..	500	..	..	..	75	1,040	..	1,040
	..	..	..	..	..	..	..	725	..	52	..	286	2,585	..	2,300

TABLE No. 3—FINANCE.

	Presiding Elder.		Preacher in Charge.		District Work.		General and Conference Work.		
	Appor- tioned.	Paid.	Appor- tioned.	Paid.	Appor- tioned.	Paid.	Appor- tioned.	Assumed.	Paid.
Moorefield District—Continued									
112	5	3	69	47	...	...	...	10	10
113	15	15	188	188	...	1	...	45	45
114	6	6	30	30	...	...	...	20	20
115	10	7	116	81	...	1	...	20	20
116	24	24	287	287	...	1	...	95	95
	60	55	750	693	3	2	...	190	190
Total	\$3,192	\$3,130	\$33,456	\$32,994	\$158	\$155	\$10,695	\$9,958	\$9,693



**Financial Exhibit—Raised During the Year.**

	Golden Cross	Mission Specials	Supernumate Endowment	Supernumate Homes	Orphanages	Churches and Parsonages	Insurance Premiums	Incidentals	All Other Purposes	Total Amount Raised by Mis- sionary Societies	Total Amount Raised by Brotherhoods	Total Amount Raised by Church Schools	Total	Less Items Reported Twice	Grand Total for Year
112	..	..	..	..	..	..	..	..	2	..	..	5	67	..	67
113	..	..	..	..	..	125	3	..	5	..	..	55	437	25	412
114	..	..	..	..	..	..	..	..	5	..	..	20	141	..	141
115	..	..	..	..	..	..	..	..	..	..	..	4	112	..	112
116	..	..	..	..	7	130	..	10	10	..	..	115	724	30	694
	..	..	..	..	4	255	3	10	22	45	..	199	1,481	55	1,426
	\$5	\$350	..	..	\$512	\$15,180	\$877	\$5,618	\$1,837	\$4,564	\$47	\$10,354	\$85,326	\$5,438	\$79,888

TABLE No. 1—MEMBERSHIP, CHURCH PROPERTY AND INSURANCE.

Ronnoke District.		Membership.																		
		Members Reported Last Year.	Additions on Profession of Faith.	Additions by Certificate and Otherwise.	Removals by Death and Otherwise.	Present Membership Including Local Preachers.	Local Preachers.	Number Licensed to Preach.	Infants Baptized.	All Others Baptized.										
1	Bethany—																			
2	Amsterdam.	135	.....	.....	.....	.....	.....	.....	.....	.....	.....	.....	.....	.....	.....	.....	.....	.....	.....	.....
3	Asbury.	82	.....	.....	.....	.....	.....	.....	.....	.....	.....	.....	.....	.....	.....	.....	.....	.....	.....	.....
4	Bethany.	61	.....	.....	.....	.....	.....	.....	.....	.....	.....	.....	.....	.....	.....	.....	.....	.....	.....	.....
5	Bonsack.	171	.....	.....	.....	.....	.....	.....	.....	.....	.....	.....	.....	.....	.....	.....	.....	.....	.....	.....
6	Cloverdale.	79	.....	.....	.....	.....	.....	.....	.....	.....	.....	.....	.....	.....	.....	.....	.....	.....	.....	.....
7	Blacksburg.	481	.....	.....	.....	.....	.....	.....	.....	.....	.....	.....	.....	.....	.....	.....	.....	.....	.....	.....
8	Buchanan—																			
9	Andrew Chapel	161	.....	.....	.....	.....	.....	.....	.....	.....	.....	.....	.....	.....	.....	.....	.....	.....	.....	.....
10	Buchanan.	239	.....	.....	.....	.....	.....	.....	.....	.....	.....	.....	.....	.....	.....	.....	.....	.....	.....	.....
11	Jennings Creek	29	.....	.....	.....	.....	.....	.....	.....	.....	.....	.....	.....	.....	.....	.....	.....	.....	.....	.....
12	Lithea.	79	.....	.....	.....	.....	.....	.....	.....	.....	.....	.....	.....	.....	.....	.....	.....	.....	.....	.....
13	Mt. Olivet	109	.....	.....	.....	.....	.....	.....	.....	.....	.....	.....	.....	.....	.....	.....	.....	.....	.....	.....
14	Buena Vista	406	.....	.....	.....	.....	.....	.....	.....	.....	.....	.....	.....	.....	.....	.....	.....	.....	.....	.....
15	Cambrila—																			
16	Falling Waters	60	.....	.....	.....	.....	.....	.....	.....	.....	.....	.....	.....	.....	.....	.....	.....	.....	.....	.....
17	St. John's	71	.....	.....	.....	.....	.....	.....	.....	.....	.....	.....	.....	.....	.....	.....	.....	.....	.....	.....
18	Trinity.	37	.....	.....	.....	.....	.....	.....	.....	.....	.....	.....	.....	.....	.....	.....	.....	.....	.....	.....
19	Wesley Chapel	32	.....	.....	.....	.....	.....	.....	.....	.....	.....	.....	.....	.....	.....	.....	.....	.....	.....	.....
20	Catawba—																			
21	Catawba.	51	.....	.....	.....	.....	.....	.....	.....	.....	.....	.....	.....	.....	.....	.....	.....	.....	.....	.....
22	Dry Run	.....	.....	.....	.....	.....	.....	.....	.....	.....	.....	.....	.....	.....	.....	.....	.....	.....	.....	.....
23	McDonald.	72	.....	.....	.....	.....	.....	.....	.....	.....	.....	.....	.....	.....	.....	.....	.....	.....	.....	.....
24	Mt. Union.	27	.....	.....	.....	.....	.....	.....	.....	.....	.....	.....	.....	.....	.....	.....	.....	.....	.....	.....
25	Mt. View.	20	.....	.....	.....	.....	.....	.....	.....	.....	.....	.....	.....	.....	.....	.....	.....	.....	.....	.....
26	New Hope	26	.....	.....	.....	.....	.....	.....	.....	.....	.....	.....	.....	.....	.....	.....	.....	.....	.....	.....
27	Shiloh.	90	.....	.....	.....	.....	.....	.....	.....	.....	.....	.....	.....	.....	.....	.....	.....	.....	.....	.....
28	Christiansburg.	431	.....	.....	.....	.....	.....	.....	.....	.....	.....	.....	.....	.....	.....	.....	.....	.....	.....	.....

TABLE No. 1—MEMBERSHIP, CHURCH PROPERTY AND INSURANCE.

	Church Property.										Insurance.				
	Number of Congrega- tions in Charge.	Number of Church Buildings.	Value of Buildings, Equip- ment, and Land.	Indebted- ness.	Number of Parson- ages.	Value of Parson- ages, Fur- nishings, and Land.	Indebted- ness.	Value of Other Church Property.	Insurance Carried.	Churches Damaged or De- stroyed.	Parsonages Damaged or De- stroyed.	Amount of Damage.	Loss Collected		
1	1	1	\$500												
2	1	1							\$3,000						
3	1	1							3,000						
4	1	1							4,000						
5	1	1			1	\$4,800			3,000						
6	1	1			1	12,000	\$3,400		32,500						
7	1	1			1	5,000	787		1,250						
8	1	1				25,000			1,500						
9	1	1				1,000									
10	1	1				4,500			3,000						
11	1	1				3,000			2,000						
12	1	1	644		1	50,000			22,000						
13	1	1				1,500									
14	1	1			1	2,500			3,500						
15	1	1				2,500									
16	1	1				1,500									
17	1	1			1	1,000									
18	1	1													
19	1	1				3,000									
20	1	1				500									
21	1	1				500									
22	1	1				600									
23	1	1				1,000									
24	1	1	1,650		1	29,000	175	5,000	15,000						



TABLE No. 1—MEMBERSHIP, CHURCH PROPERTY AND INSURANCE.

	Church Property.										Insurance.				
	Number of Congrega- tions in Charge.	Number of Church Buildings.	Value of Buildings, Equip- ment, and Land.	Indebted- ness.	Number of Parson- ages.	Value of Parson- ages, Fur- nishings, and Land.	Indebted- ness.	Value of Other Church Property.	Insurance Carried.	Churches Damaged or De- stroyed.	Parsonages Damaged or De- stroyed.	Amount of Damage.	Loss Collected		
25	1	1	2,500	.....	..	.....	.....	.....	1,000	.....	.....	.....	.....		
26	1	2	12,000	.....	2	3,700	.....	.....	11,300	.....	.....	.....	.....		
27	1	1	2,000	.....	1	1,800	.....	.....	3,000	.....	.....	.....	.....		
28	1	1	1,000	.....	..	.....	.....	.....	1,000	.....	.....	.....	.....		
29	1	1	3,000	.....	..	.....	.....	.....	.....	.....	.....	.....	.....		
30	1	1	2,500	.....	..	.....	.....	.....	.....	.....	.....	.....	.....		
31	1	1	2,500	.....	..	.....	.....	.....	.....	.....	.....	.....	.....		
32	1	1	1,000	.....	..	.....	.....	.....	.....	.....	.....	.....	.....		
33	1	1	5,000	.....	..	.....	.....	.....	.....	.....	.....	.....	.....		
34	1	1	8,000	.....	1	6,250	.....	.....	8,000	.....	.....	.....	.....		
35	1	1	3,000	.....	1	3,000	.....	.....	3,400	.....	.....	.....	.....		
36	1	1	10,000	.....	..	.....	.....	.....	7,000	.....	.....	.....	.....		
37	1	1	1,500	.....	..	.....	.....	.....	800	.....	.....	.....	.....		
38	1	1	1,500	.....	..	.....	.....	.....	.....	.....	.....	.....	.....		
39	1	1	4,000	.....	..	.....	.....	.....	.....	.....	.....	.....	.....		
40	1	1	2,500	.....	..	.....	.....	.....	.....	.....	.....	.....	.....		
41	1	1	1,000	.....	..	.....	.....	.....	.....	.....	.....	.....	.....		
42	1	1	4,000	.....	1	5,000	.....	.....	5,000	.....	.....	.....	.....		
43	1	1	1,200	.....	..	.....	.....	.....	.....	.....	.....	.....	.....		
44	1	1	500	.....	..	.....	.....	.....	.....	.....	.....	.....	.....		
45	1	1	2,500	.....	..	.....	.....	.....	1,500	.....	.....	.....	.....		
46	1	1	2,500	.....	..	.....	.....	.....	.....	.....	.....	.....	.....		
47	1	1	5,000	.....	1	7,000	.....	.....	7,500	.....	.....	.....	.....		
48	1	1	500	.....	..	.....	.....	.....	.....	.....	.....	.....	.....		
49	1	1	8,000	.....	1	6,000	.....	.....	9,000	.....	.....	.....	.....		



## MEMBERSHIP, CHURCH PROPERTY AND INSURANCE.

## Membership.

Roanoke District—Continued		Membership.									
Members Reported Last Year.	Incl. Local Preachers.	Additions on Profession of Faith.	Additions by Certificate and Otherwise.	Removals and Deaths Otherwise.	Present Total Membership Including Local Preachers.	Local Preachers.	Number Licensed to Preach.	Infants Baptized.	All Others Baptized.		
<b>Roanoke—</b>											
50 Belmont.....	1,656	38	18	35	1,677	.....	.....	22	26		
51 Fairview.....	206	6	25	6	226	.....	.....	7	5		
52 Grace.....	263	2	3	59	209	.....	.....	.....	.....		
53 Greene Memorial.....	1,801	28	46	57	1,818	.....	.....	19	15		
54 Huntington Court.....	402	10	18	8	422	.....	.....	2	5		
55 Melrose.....	983	93	8	39	1,045	.....	.....	1	55		
56 Raleigh Court.....	1,143	48	37	138	1,090	.....	.....	3	19		
57 South Roanoke.....	332	1	20	17	336	.....	.....	.....	1		
58 Trinity.....	702	20	32	25	731	.....	.....	3	4		
59 West End.....	912	22	18	26	926	.....	.....	1	13		
<b>Roanoke Circuit—</b>											
60 Bent Mountain.....	76	11	.....	2	85	.....	.....	.....	11		
61 Cave Spring.....	60	4	12	1	75	.....	.....	.....	2		
63 Mt. Pleasant.....	128	14	7	2	147	.....	.....	.....	13		
<b>Rock Bridge—</b>											
64 Beth Horan.....	81	14	.....	11	84	.....	.....	.....	13		
65 Elliott's Hill.....	74	2	3	1	78	.....	.....	4	.....		
66 Mt. Zion.....	69	.....	.....	1	68	.....	.....	.....	.....		
67 Wesley Chapel.....	148	5	2	3	152	.....	.....	.....	2		
68 Salem.....	794	24	27	28	817	.....	.....	10	14		
69 Vinton.....	614	20	21	19	636	.....	.....	.....	14		
70 Locust Grove.....	82	8	2	.....	91	.....	.....	.....	6		
Total.....	15,595	573	455	652	15,958	21	4	94	409		

TABLE No. 1—MEMBERSHIP, CHURCH PROPERTY AND INSURANCE.

Church Property.										Insurance.				
Number of Congrega- tions in Charge.	Number of Church Buildings.	Value of Buildings, Equip- ment, and Land.	Indebted- ness.	Number of Parson- ages.	Value of Parson- ages, Fur- nishes, and Land.	Indebted- ness.	Value of Other Church Property.	Insurance Carried.	Churches Damaged or De- stroyed.	Parsonages Damaged or De- stroyed.	Amount of Damage.	Loss Collected		
50	1	100,000	2,400	1	10,000	.....	.....	70,500	.....	.....	.....	.....		
51	1	10,000	.....	1	6,000	.....	.....	9,000	.....	.....	.....	.....		
52	1	6,000	.....	1	2,000	.....	.....	6,000	.....	.....	.....	.....		
53	1	192,000	.....	2	24,300	7,900	.....	126,100	.....	.....	.....	.....		
54	1	20,000	400	1	8,000	.....	.....	7,500	.....	.....	.....	.....		
55	1	77,000	22,500	1	7,000	3,000	\$1,000	66,000	.....	.....	.....	.....		
56	1	82,000	43,000	1	4,500	100	.....	52,000	.....	.....	.....	.....		
57	1	60,000	19,400	1	6,500	3,900	.....	29,550	.....	.....	.....	.....		
58	1	75,000	5,700	1	4,500	.....	.....	61,000	.....	.....	.....	.....		
59	1	93,600	.....	1	6,000	.....	.....	68,500	.....	.....	.....	.....		
60	1	3,000	.....	.....	.....	.....	.....	1,000	.....	.....	.....	.....		
61	1	4,000	.....	1	3,000	.....	.....	28,000	.....	.....	.....	.....		
63	1	6,000	.....	.....	.....	.....	.....	3,000	.....	.....	.....	.....		
64	1	5,000	.....	.....	.....	.....	.....	4,000	.....	.....	.....	.....		
65	1	3,700	.....	.....	.....	.....	700	2,000	.....	.....	.....	.....		
66	1	2,500	.....	.....	.....	.....	1,000	1,200	.....	.....	.....	.....		
67	1	4,500	.....	.....	.....	.....	.....	5,300	.....	.....	.....	.....		
68	2	110,000	12,100	1	4,000	.....	.....	51,700	.....	.....	.....	.....		
69	1	40,000	.....	1	10,000	.....	.....	31,000	.....	.....	.....	.....		
70	1	3,000	.....	.....	6,500	.....	500	1,500	.....	.....	.....	.....		
70	72	\$1,186,600	\$108,294	30	\$176,750	\$19,242	\$3,200	\$777,100	.....	.....	.....	.....		

**TABLE No. 2—CHURCH PAPERS TAKEN, WOMAN'S WORK, LAY ACTIVITIES, EPWORTH LEAGUES AND SUNDAY SCHOOLS.**

Roanoke District		Christian Literature.				Woman's Work.				Lay Activities.		
		Number of Methodist Families	Subscribers to General Organ		Subscribers to Conference Organ	Number of Societies	Members	Raised for Local Work	Amount sent to Conference Treasurer	Number of Wesley Brotherhoods	Members	Number in Fellowship of Stewardship
			Number of	Subscribers								
1	Bethany—											
2	Amsterdam.	70	.....	4	1	16	12	16	.....	.....	.....	.....
3	Asbury.	18	.....	2	.....	.....	.....	.....	.....	.....	.....	.....
4	Bethany.	23	.....	.....	.....	.....	.....	.....	.....	.....	.....	.....
5	Bonsack.	91	.....	14	1	30	84	50	.....	.....	.....	.....
6	Cloverdale.	20	.....	8	1	14	15	25	.....	.....	.....	.....
7	Blacksburg.	190	.....	25	2	61	230	253	.....	.....	.....	.....
8	Buchanan—											
9	Andrew Chapel.	54	.....	7	1	22	42	26	.....	.....	.....	.....
10	Buchanan.	91	.....	20	1	33	177	90	.....	.....	.....	.....
11	Jennings Creek.	14	.....	3	.....	.....	.....	.....	.....	.....	.....	.....
12	Lithea.	30	.....	7	.....	.....	.....	.....	.....	.....	.....	.....
13	Mt. Olivet.	41	.....	7	.....	.....	.....	.....	.....	.....	.....	.....
14	Buena Vista.	104	.....	15	1	32	333	326	.....	.....	.....	.....
15	Cambrria—											
16	Falling Waters.	24	.....	1	.....	.....	.....	.....	.....	.....	.....	.....
17	St. John's.	28	.....	3	.....	.....	.....	.....	.....	.....	.....	.....
18	Trinity.	18	.....	.....	.....	.....	.....	.....	.....	.....	.....	.....
19	Wesley Chapel.	18	.....	1	.....	.....	.....	.....	.....	.....	.....	.....
20	Catawba—											
21	Catawba.	2	.....	8	.....	.....	.....	.....	.....	.....	.....	.....
22	Dry Run.	2	.....	.....	.....	.....	.....	.....	.....	.....	.....	.....
23	McDonald.	14	.....	2	.....	.....	.....	.....	.....	.....	.....	.....
24	Mt. Union.	9	.....	.....	.....	.....	.....	.....	.....	.....	.....	.....
25	Mt. View.	3	.....	1	.....	.....	.....	.....	.....	.....	.....	.....
26	New Hope.	4	.....	.....	.....	.....	.....	.....	.....	.....	.....	.....
27	Shiloh.	26	.....	1	.....	.....	.....	.....	.....	.....	.....	.....
28	Christiansburg.	154	.....	8	1	80	232	230	.....	.....	.....	.....

TABLE No. 2—CHURCH PAPERS TAKEN, WOMAN'S WORK, LAY ACTIVITIES, EPWORTH LEAGUES AND SUNDAY SCHOOLS.

Local Church Schools.

	Local Church Boards of Ch. Education	Number of Church Schools	Officers and Teachers	Scholars in Children's Division	Scholars in Young People's Division	Scholars in Adult Division	Total Enrollment including Officers and Teachers	Total Enrollment Last Year	Number of Scholars Joining the Church	Churches Having Meetings with Children	Churches Having Vacation Schools	Number Taking Training Courses	Raised on Church School Day	Raised for Missions	Raised for All Other Purposes
1	1	1	10	48	26	33	107	107	...	...	1	...	...	\$30	\$80
2	1	1	6	20	15	12	54	54	...	...	...	...	...	15	30
3	1	1	8	22	15	15	60	60	12	...	...	...	...	22	52
4	1	1	12	42	30	33	117	117	3	...	...	...	...	50	111
5	1	1	10	25	18	12	65	60	...	1	...	...	\$2	40	90
6	1	1	25	105	310	75	635	588	4	1	1	...	...	300	470
7	1	1	12	14	22	18	66	58	6	...	...	...	...	14	31
8	1	1	17	47	25	115	233	191	1	1	...	...	...	57	46
9	...	...	...	...	...	...	...	...	...	...	...	...	...	...	...
10	1	1	14	...	...	...	...	117	...	...	1	4	2	12	52
11	1	1	10	18	37	27	92	82	5	...	1	...	...	32	108
12	1	1	31	130	59	94	314	276	5	...	1	...	6	154	275
13	1	1	4	12	10	16	42	41	...	...	...	...	...	4	16
14	1	1	5	24	26	22	77	71	10	1	...	...	2	15	55
15	...	...	5	29	28	21	83	58	11	...	...	...	...	5	43
16	...	...	5	21	22	17	65	63	2	...	...	...	...	4	16
17	...	...	6	37	18	20	81	81	...	...	...	...	1	21	70
18	...	...	4	12	15	15	47	...	...	...	...	2	...	...	15
19	...	...	...	...	...	...	44	44	1	...	...	...	...	...	...
20	...	...	5	26	16	22	69	60	3	...	...	...	...	...	20
21	...	...	...	...	...	...	...	...	...	...	...	...	...	...	...
22	...	...	5	15	15	20	55	55	...	...	...	...	...	...	30
23	...	...	6	54	28	22	110	109	...	...	...	...	1	8	60
24	1	1	20	95	111	140	366	352	22	...	1	...	10	260	496

TABLE No. 2—CHURCH PAPERS TAKEN, WOMAN'S WORK, LAY ACTIVITIES, EPWORTH LEAGUES AND SUNDAY SCHOOLS.

Roanoke District—Continued		Christian Literature.			Woman's Work.				Lay Activities.			
		Number of Methodist Families	Subscribers to General Organ	Subscribers to Conference Organ	Number of Societies	Members	Raised for Local Work	Amount sent to Conference	Treasurer	Number of Wesley-Brotherhoods	Members	Number in Fellowship of Stewardship
<b>Engle Rock—</b>												
25	Bethel.....	18	2	3	1	17	345	45	.....	.....	.....	.....
26	Eagle Rock.....	55	.....	8	.....	.....	.....	.....	.....	.....	.....	.....
26a	Flaherty Memorial.....	4	.....	.....	.....	.....	.....	.....	.....	.....	.....	.....
27	Glen Wilton.....	38	.....	3	1	23	33	27	.....	.....	.....	.....
28	Kings Chapel.....	13	.....	.....	1	.....	.....	.....	.....	.....	.....	.....
29	Shiloh.....	15	.....	2	.....	.....	.....	.....	.....	.....	.....	.....
<b>Elliston-Shawsville—</b>												
30	Alleghany.....	26	.....	3	.....	.....	.....	.....	.....	.....	.....	.....
31	Elliston.....	20	.....	2	.....	.....	.....	.....	.....	.....	.....	.....
32	Lafayette.....	56	.....	2	1	25	15	53	.....	1	17	.....
33	Shawsville.....	.....	.....	.....	.....	.....	.....	.....	.....	.....	.....	.....
<b>Fincastle—</b>												
34	Ebenezer.....	38	.....	3	.....	.....	.....	.....	.....	.....	.....	.....
35	Fincastle.....	90	.....	7	1	30	35	25	.....	.....	.....	.....
36	Mt. Pleasant.....	21	.....	.....	.....	.....	.....	.....	.....	.....	.....	.....
37	Pierce Chapel.....	15	.....	.....	1	18	.....	.....	.....	.....	.....	.....
37a	Loeust Grove.....	.....	.....	.....	1	29	18	34	.....	.....	.....	.....
<b>New Castle—</b>												
38	Bethel.....	25	.....	5	1	20	40	62	.....	.....	.....	.....
38a	Brickey.....	.....	.....	.....	.....	.....	.....	.....	.....	.....	.....	.....
39	Cedar Grove.....	10	.....	.....	.....	.....	.....	.....	.....	.....	.....	.....
40	Hebron.....	12	.....	2	.....	.....	.....	.....	.....	.....	.....	.....
41	New Castle.....	59	.....	9	1	16	29	24	.....	.....	.....	.....
42	Oriskany.....	32	.....	3	.....	.....	.....	.....	.....	.....	.....	.....
43	Salem.....	21	.....	4	.....	.....	.....	.....	.....	.....	.....	.....
<b>Pembroke-Newport—</b>												
44	Boyd's Chapel.....	10	.....	1	.....	.....	.....	.....	.....	.....	.....	.....
45	Mt. Lebanon.....	23	.....	.....	.....	.....	.....	.....	.....	.....	.....	.....
46	Mt. Olivet.....	18	.....	.....	.....	.....	.....	.....	.....	.....	.....	.....
47	Newport.....	32	.....	6	1	24	35	75	.....	.....	.....	.....



TABLE No. 2.—CHURCH PAPERS TAKEN, WOMAN'S WORK, LAY ACTIVITIES, EPWORTH LEAGUES AND SUNDAY SCHOOLS.

Local Church Schools.

Local Church Boards of Ch. Education	Number of Church Schools	Officers and Teachers	Scholars in Children's Division	Scholars in Young People's Division	Scholars in Adult Division	Total Enrollment including Officers and Teachers	Total Enrollment Last Year	Number of Scholars Joining the Church	Churches Having Week-Day Meetings with Children	Churches Having Vacation Schools	Number Taking Training Courses	Raised on Church School Day	Raised for Missions	Raised for All Other Purposes
25	1	9	27	27	10	73	72	...	...	...	...	...	18	9
26	1	18	64	62	23	174	143	8	...	...	...	...	53	77
26a	...	3	30	...	30	56	60	...	...	...	3	6	140	206
27	1	10	44	18	45	177	106	1	...	...	...	...	146	269
28	1	16	20	18	20	64	73	...	...	...	...	...	20	14
29	1	8	11	20	7	46	55	5	...	...	...	...	24	56
30	...	7	38	16	6	67	47	7	...	...	...	...	...	25
31	1	8	23	13	8	52	54	2	...	1	...	...	...	89
32	...	9	58	44	51	162	125	3	...	...	1	...	118	144
33	...	...	...	...	...	...	...	...	...	...	...	...	...	...
34	1	12	26	32	24	72	86	...	...	...	1	3	24	121
35	1	15	24	31	90	125	114	18	...	...	5	3	51	201
36	1	6	37	18	39	94	51	4	...	...	...	...	...	24
37	1	9	25	30	15	70	98	...	...	...	...	...	...	21
37a	1	9	24	36	56	125	120	5	...	...	...	...	50	110
38	1	14	22	30	33	99	101	...	...	...	...	5	53	74
38a	...	9	8	7	20	44	...	...	...	...	...	...	...	28
39	...	...	...	...	...	...	...	...	...	...	...	...	...	...
40	...	12	25	...	...	...	...	...	...	...	...	...	2	11
41	1	15	21	43	23	102	129	1	...	...	...	...	44	113
42	1	9	58	45	26	138	126	16	...	...	...	...	19	78
43	1	6	15	8	16	45	37	...	...	...	...	...	3	5
44	...	...	...	...	...	...	...	...	...	...	...	...	...	...
45	1	6	30	25	25	85	84	2	...	1	...	...	...	20
46	...	7	21	6	26	61	49	...	...	...	...	...	...	21
47	1	10	6	19	35	70	44	...	...	...	...	...	33	135

TABLE No. 2.—CHURCH PAPERS TAKEN, WOMAN'S WORK, LAY ACTIVITIES, EPWORTH LEAGUES AND SUNDAY SCHOOLS.

Roanoke District—Continued		Christian Literature.			Woman's Work.			Lay Activities.			
		Number of Methodist Families	Subscribers to General Organ	Subscribers to Conference Organ	Number of Societies	Members	Raised for Local Work	Amount sent to Conference	Number of Wesley-Brotherhoods	Members	Number in Fellowship of Stewardship
47a	New Zion	92	9	4	1	39	103	82	..	..	..
48	Pembroke	800	2	48	1	154	319	629	..	..	218
	<b>Roanoke—</b>										
49	Belmont	82	1	10	1	16	173	48	..	..	..
50	Fairview	65	1	17	1	30	77	68	..	..	..
51	Grace	500	12	130	1	260	434	1,979	..	..	..
52	Greene Memorial	167	3	35	1	59	54	122	..	..	..
53	Huntington Court	235	1	42	1	145	203	506	..	..	50
54	Melrose	357	20	25	1	172	606	752	..	..	..
55	Raleigh Court	123	5	14	1	96	698	322	..	..	..
56	South Roanoke	275	7	25	1	164	498	922	..	..	..
57	Trinity	489	33	50	1	132	100	1,000	..	..	..
58	West End	15	..	2	1	16	38	25	..	..	..
	<b>Roanoke Circuit—</b>										
59	Bent Mountain	19	1	11	1	29	64	50	..	..	..
60	Cave Spring	24	..	4	1	16	27	22	..	..	..
62	Mt. Pleasant	18	..	5	1	15	20	40	..	..	..
	<b>Rockbridge—</b>										
63	Beth Horan	15	..	3	1	28	232	45	..	..	..
64	Elliott's Hill	18	..	2	..	..	65	..	..	..	..
65	Mt. Zion	25	1	8	1	14	230	27	..	..	..
66	Wesley Chapel	341	4	72	2	224	1,427	867	..	..	..
67	Salem	204	21	27	1	56	144	195	..	..	..
68	Vinton	..	..	..	..	..	..	..	..	..	..
	<b>Total</b>	5,607	156	735	40	2,171	\$7,243	\$9,101	2	31	270

TABLE No. 2—CHURCH PAPERS TAKEN, WOMAN'S WORK, LAY ACTIVITIES, EPWORTH LEAGUES AND SUNDAY SCHOOLS.

Local Church Schools.

	Local Church Boards of Ch. Education	Number of Church Schools	Officers and Teachers	Scholars in Children's Division	Scholars in Young People's Division	Scholars in Adult Division	Total Enrollment Including Officers and Teachers	Total Enrollment Last Year	Number of Scholars Joining the Church	Churches Having Meetings with Children	Churches Having Vacation Schools	Number Taking Training Courses	Raised on Church School Day	Raised for Missions	Raised for All Other Purposes
47a	...	1	11	47	87	79	224	196	6	...	1	...	...	60	...
48	1	1	84	371	370	679	1,444	1,376	42	1	1	131	40	562	3,198
49	1	1	28	82	62	69	265	236	13	...	1	6	3	286	508
50	1	1	21	62	46	76	184	215	...	...	...	10	3	231	278
51	1	1	122	235	238	420	1,015	1,221	20	...	1	60	50	1,416	1,240
52	1	1	32	144	140	176	492	432	10	...	1	25	...	67	372
53	1	1	60	220	258	270	802	777	60	...	1	75	15	682	847
54	1	1	70	243	233	376	922	884	33	1	1	61	25	110	795
55	1	1	24	79	84	90	277	254	1	...	1	17	6	110	294
56	1	1	57	116	144	244	561	...	12	...	1	33	18	350	950
57	1	1	72	221	182	343	815	763	19	...	1	61	22	247	1,083
58	1	1	7	32	20	20	79	60	9	...	...	...	...	90	58
59	1	1	7	40	20	28	95	93	2	...	1	6	...	80	197
60	1	1	10	40	44	31	125	94	14	...	1	...	...	91	183
61	1	1	10	34	34	25	103	82	14	...	1	5	...	32	83
62	1	1	5	20	13	22	60	87	3	...	1	...	2	40	26
63	...	1	9	34	28	23	94	70	...	...	...	...	2	63	20
64	...	1	10	42	31	34	117	95	6	...	1	4	2	150	65
65	1	1	60	225	167	370	822	800	43	...	1	28	12	418	426
66	1	2	26	120	201	165	512	600	29	...	1	6	10	600	949
67	1	1													
68	1	1													
48	48	67	1,162	3,965	3,757	4,929	13,788	12,705	499	6	25	544	\$251	\$7,356	\$15,759

TABLE No. 8—FINANCE.

	Presiding Elder.		Preacher in Charge.		District Work.		General and Conference Work		
	Appor- tioned.	Paid.	Appor- tioned.	Paid.	Appor- tioned.	Paid.	Appor- tioned.	Assumed.	Paid.
1	\$20	\$20	\$230	\$230	....	....	....	\$55	\$55
2	15	15	160	128	....	....	....	50	34
3	10	10	100	100	....	....	....	40	40
4	40	40	577	578	....	....	....	130	130
5	15	15	169	176	\$3	\$3	....	66	66
6	100	100	1,236	1,212	3	3	....	341	\$25
7	160	160	2,600	2,600	10	10	....	1,275	1,275
8	30	30	360	360	2	2	....	92	92
9	68	68	810	810	4	4	....	207	141
10	8	8	90	90	....	....	....	23	23
11	17	17	198	198	1	1	....	....	25
12	29	29	342	342	2	2	....	87	87
13	152	152	1,800	1,800	9	9	....	409	368
14	120	120	2,000	2,000	10	10	....	648	648
15	5	5	60	50	....	....	....	25	17
16	12	12	400	350	1	1	....	75	55
17	11	11	100	100	....	....	....	27	18
18	12	12	125	125	....	....	....	35	27
19	40	40	685	625	1	1	....	162	117
20	10	10	195	195	1	1	....	40	33
21	10	10	25	25	....	....	....	18	....
22	10	10	125	125	....	....	....	....	18
23	....	....	50	50	....	....	....	....	....
24	25	25	75	75	....	....	....	7	7
25	10	10	200	200	....	....	....	40	40
26	40	40	695	695	1	1	....	105	82
27	166	166	2,400	2,400	10	10	....	1,100	1,100
28	166	166	2,400	2,400	10	10	....	1,100	1,100
29	166	166	2,400	2,400	10	10	....	1,100	1,100
30	166	166	2,400	2,400	10	10	....	1,100	1,100

Christiansburg—Charles L. DeLong.

Financial Exhibit—Raised During the Year.

	Golden Cross	Mission Specials	Supernummate Endowment	Supernummate Homes	Orphanages	Churches and Parsonages	Insurance Premiums	Incidentals	All Other Purposes	Total Amount Raised by Woman's Mis- sionary Societies	Total Amount Raised by Brotherhoods	Total Amount Raised by Church Schools	Total	Less Items Reported Twice	Grand Total for Year
1	..	..	..	..	\$3	\$1,100	..	..	..	\$28	..	\$85	\$1,521	..	\$1,521
2	..	..	..	..	5	25	..	..	..	..	..	80	287	..	287
3	..	..	..	..	2	255	..	\$15	..	68	..	88	578	..	578
4	..	..	..	..	3	450	..	60	..	134	..	191	1,586	..	1,586
5	..	..	..	..	13	44	..	18	..	40	..	176	567	..	567
6	..	..	..	..	26	1,874	..	98	..	270	..	620	4,539	..	4,539
7	..	..	..	..	23	300	..	611	\$1,024	483	..	770	7,522	\$300	7,222
8	..	..	..	..	4	30	..	20	38	68	..	77	731	..	731
9	..	..	..	..	29	33	..	334	107	267	..	306	2,186	..	2,186
10	..	..	..	..	2	10	..	..	..	..	..	..	133	..	133
11	..	..	..	..	5	..	..	15	10	..	..	66	354	..	354
12	..	..	..	..	5	..	..	52	10	..	..	189	734	..	734
13	..	..	..	..	45	73	..	421	165	335	..	688	4,138	..	4,138
14	..	..	..	..	14	176	..	601	188	659	..	455	4,908	..	4,908
15	..	..	..	..	1	..	..	5	2	..	..	15	95	..	95
16	..	..	..	..	4	100	..	10	80	..	..	70	688	..	688
17	..	..	..	..	1	..	..	5	40	..	..	46	221	..	221
18	..	..	..	..	1	..	..	8	50	..	..	48	281	..	281
19	..	..	..	..	7	110	..	28	172	..	..	179	1,265	..	1,265
20	..	..	..	..	8	20	..	37	..	..	..	98	402	..	402
21	..	..	..	..	..	..	..	25	..	..	..	15	50	..	50
22	..	..	..	..	..	..	..	20	..	..	..	..	178	..	178
23	..	..	..	..	..	..	..	21	..	..	..	..	70	..	70
24	..	..	..	..	5	..	..	23	..	..	..	..	63	..	63
25	..	..	..	..	13	..	..	40	..	..	..	..	135	..	135
26	..	..	..	..	5	..	..	176	..	..	..	68	347	..	347
27	..	..	..	..	18	20	..	775	..	..	..	218	1,245	..	1,245
28	..	..	..	..	91	700	..	..	..	462	..	766	6,530	..	6,530



TABLE No. 3—FINANCE.

		Presiding Elder.				Preacher in Charge.		District Work.		General and Conference Work.		
		Paid.		Appor- tioned.		Paid.		Appor- tioned.		Appor- tioned.		
		Appor- tioned.	Paid.	Appor- tioned.	Paid.	Appor- tioned.	Paid.	Appor- tioned.	Paid.	Appor- tioned.	Assumed.	Paid.
<b>Rounoke District—Continued</b>												
25	Eagle Rock—C. A. McCormick, Jr. (IV)	27	27	250	250	1	1	65	65	65	65	
26	Bethel.....	54	54	600	600	1	1	140	140	140	140	
26a	Eagle Rock.....	2	2	100	100	1	1	18	18	18	18	
27	Flaherty Memorial.....	20	20	200	200	1	1	46	46	46	46	
28	Glen Wilton.....	5	5	60	60	1	1	20	20	20	20	
28	Kings Chapel.....	10	10	100	100	1	1	24	24	24	24	
29	Shiloh.....	118	118	1,310	1,310	6	6	313	313	313	313	
30	Total.....	15	15	200	200	1	1	42	42	42	42	
30	Alleghany.....	10	10	137	137	1	1	37	37	37	37	
31	Elliston.....	20	20	305	305	1	1	133	133	133	133	
32	Lafayette.....	45	45	658	658	3	3	213	213	213	213	
33	Shawsville.....	90	90	1,300	1,300	6	6	425	425	425	425	
34	Total.....	27	27	300	300	2	2	77	77	77	77	
34	Fincastle—G. C. Bentley (II)	45	45	500	500	2	2	129	129	129	129	
35	Ebenezer.....	8	8	90	90	.....	.....	33	33	33	33	
36	Mt. Pleasant.....	10	10	110	110	.....	.....	28	28	28	28	
37	Pierce Chapel.....	90	90	1,000	1,000	4	4	257	257	257	257	
38	Total.....	20	20	286	286	1	1	64	64	64	64	
38	Bethel.....	2	2	26	26	.....	.....	6	6	6	6	
39	Cedar Grove.....	7	7	104	105	.....	.....	23	23	23	23	
40	Hebron.....	42	42	585	589	.....	.....	131	131	131	134	
41	New Castle.....	11	11	169	170	1	1	38	38	38	38	
42	Oriskany.....	10	10	130	130	1	1	29	29	29	29	
43	Salem.....	92	92	1,300	1,331	4	4	291	291	291	295	
43a	Brickey.....	9	9	120	120	1	1	42	42	42	42	
44	Total.....	16	16	200	200	1	1	74	74	74	74	
44	Pembroke-Newport—R. B. Proctor	9	9	120	120	1	1	42	42	42	42	
45	Boyd's Chapel.....	16	16	200	200	1	1	74	74	74	74	
45	Mt. Lebanon.....	9	9	120	120	1	1	42	42	42	42	

Financial Exhibit—Raised During the Year.

	Golden Cross	Mission Specials	Supernuniate Endowment	Supernuniate Homes	Orphanages	Churches and Parsonages	Insurance Premiums	Incidentals	All Other Purposes	Total Amount Raised by Women's Missionary Societies	Total Amount Raised by Brotherhoods	Total Amount Raised by Church Schools	Total	Less Items Reported Twice	Grand Total For Year
25	..	..	..	..	13	150	..	21	9	..	..	130	666	13	663
26	..	..	..	..	16	375	16	164	15	390	..	346	2,117	437	1,680
26a	..	..	..	..	1	..	..	..	..	..	..	27	149	18	131
27	..	..	..	..	9	..	..	24	24	60	..	115	499	46	453
28	..	..	..	..	2	..	..	..	3	..	..	34	125	20	105
29	..	..	..	..	6	..	..	24	2	..	..	80	247	24	223
30	..	..	..	..	47	525	16	233	53	450	..	732	3,803	558	3,245
31	..	..	..	..	..	3	..	..	..	..	..	25	288	..	288
32	..	..	..	..	..	38	..	49	..	..	..	89	365	..	365
33	..	..	..	..	10	20	..	..	68	..	..	251	817	133	684
34	..	..	..	..	19	45	38	87	122	..	..	262	1,536	137	1,399
35	..	..	..	..	29	106	38	136	190	..	..	627	3,006	270	2,736
36	..	..	..	..	11	70	30	45	..	..	..	121	783	..	783
37	..	..	..	..	10	210	23	182	..	60	..	201	1,462	..	1,462
38	..	..	..	..	3	..	3	10	..	..	..	24	158	..	158
39	..	..	..	..	..	..	..	11	..	..	..	21	180	..	180
40	..	..	..	..	21	280	56	248	..	60	..	367	2,583	..	2,583
41	..	..	..	..	17	..	..	12	7	102	..	132	659	53	606
42	..	..	..	..	1	..	..	3	12	..	..	..	45	..	45
43	..	..	..	..	..	2	..	16	15	..	..	13	167	2	165
43a	..	..	..	..	22	19	..	77	..	..	..	157	1,106	44	1,062
44	..	..	..	..	6	..	..	54	..	..	..	97	417	19	398
45	..	..	..	..	3	72	..	1	..	..	..	8	254	3	251
45a	..	..	..	..	49	118	..	163	34	155	..	28	28	..	28
46	..	..	..	..	..	..	..	..	..	..	..	435	2,076	121	2,555
47	..	..	..	..	..	..	..	..	..	..	..	..	172	..	172
48	..	..	..	..	2	..	9	12	..	..	..	20	334	..	334

TABLE No. 2.—FINANCE.

	Presiding Elder.		Prencher in Charge.		District Work.		General and Conference Work.		
	Appor- tioned.	Paid.	Appor- tioned.	Paid.	Appor- tioned.	Paid.	Appor- tioned.	Assumed.	Paid.
<b>Roanoke District—Continued</b>									
46	13	13	160	160	1	1	62	62	62
47	35	35	440	440	1	1	162	162	162
48	43	43	480	480	2	2	183	183	183
	116	116	1,400	1,400	6	6	523	523	523
	340	340	3,300	3,300	56	56	2,381	2,000	2,000
49	74	74	1,300	1,300	2	2	285	285	285
50	76	76	900	900	1	1	329	329	329
51	432	432	6,900	*6,900	92	92	4,097	4,097	4,097
52	120	120	2,000	2,000	5	5	446	446	446
53	210	210	2,400	2,400	10	10	928	815	815
54	268	268	3,000	3,000	20	20	1,700	1,635	1,635
55	118	118	2,300	2,300	5	5	375	375	375
56	276	276	3,600	3,600	18	18	1,800	1,800	1,800
57	240	240	2,850	2,850	20	20	2,065	2,000	2,000
58									
	19	19	300	317	....	....	100	90	90
59	16	16	250	282	1	1	90	80	80
60	25	25	475	478	1	1	110	100	100
62	60	60	1,025	1,077	2	2	300	270	270
	32	32	381	381	1	1	....	70	70
63	26	26	300	300	1	1	....	40	40
64	12	12	169	169	1	1	....	63	63
65	42	42	500	500	2	2	....	150	150
66	112	112	1,350	1,350	5	5	427	323	323
	224	224	2,700	2,700	20	20	1,974	1,825	1,825
67	168	168	2,200	2,200	16	16	1,252	950	950
68	6	6	150	150	....	....	45	45	45
69									
	\$4,008	\$4,009	\$53,701	\$53,900	\$343	\$338	\$23,183	\$22,999	\$22,923

\*H. B. Harmon, Jr., 5,000. W. H. Clews, \$1,900.

Financial Exhibit—Raised During the Year.

Golden Cross	Mission Specials	Superannate Endowment	Superannate Homes	Orphanages	Churches and Parsonages	Insurance Premiums	Incidentals	All Other Purposes	Total Amount Raised by Women's Missionary Societies	Total Amount Raised by Brotherhoods	Total Amount Raised by Church Schools	Total	Less Items Reported Twice	Grand Total for Year
46	..	..	..	3	..	..	22	..	..	..	21	282	..	282
47	..	..	..	10	57	15	50	..	108	..	168	1,052	33	1,019
48	..	..	..	15	25	40	150	..	184	..	230	1,352	60	1,292
49	..	..	..	30	82	64	284	..	292	..	439	3,192	93	3,099
50	..	..	..	95	1,314	319	3,825	600	948	..	3,739	16,646	751	15,865
51	..	..	..	13	388	..	293	293	221	..	797	3,373	472	2,901
52	..	..	..	40	..	20	280	75	145	..	512	2,420	257	2,163
53	..	..	..	75	416	649	..	11,276	2,412	..	2,655	29,166	..	29,166
54	..	..	..	35	611	45	517	1,200	176	..	439	5,594	..	5,594
55	..	..	..	31	872	238	1,300	127	709	..	1,544	10,297	682	9,615
56	..	..	..	85	6,231	91	..	4,731	1,358	..	860	18,414	1,380	17,034
57	..	..	..	38	1,615	69	767	82	1,020	..	404	6,793	745	6,048
58	..	..	..	145	645	117	112	3,475	1,420	..	1,318	12,926	145	12,781
59	..	..	..	141	1,093	115	3,319	255	1,100	..	1,435	12,598	247	12,351
60	..	..	..	4	130	8	19	11	63	..	148	814	112	702
61	..	..	..	13	122	20	20	68	114	..	179	1,015	277	836
62	..	..	..	10	192	31	110	17	49	\$40	274	1,334	170	1,164
63	..	..	..	27	444	41	149	96	226	40	699	3,163	461	2,702
64	..	..	..	18	..	5	15	38	60	..	115	752	..	752
65	..	..	..	2	632	2	33	..	277	..	68	1,386	232	1,154
66	..	..	..	4	65	2	37	..	65	..	85	506	65	441
67	..	..	..	12	250	20	42	..	18	..	217	1,521	230	1,291
68	..	..	..	36	947	30	127	56	659	..	485	4,165	527	3,638
69	..	..	..	196	2,300	75	2,046	1,408	2,294	..	1,392	14,180	1,500	12,680
70	..	..	..	93	1,154	86	60	1,061	339	..	1,557	7,784	600	7,184
71	..	..	..	10	..	6	24	110	52	..	160	563	52	511
	\$31	\$710	..	\$1,455	\$24,466	\$2,534	\$16,215	\$26,371	\$16,245	\$40	\$24,282	\$193,519	9,474	\$184,045

TABLE No. 1—MEMBERSHIP, CHURCH PROPERTY AND INSURANCE.

Rockingham District.		Membership.										
		Members Reported Last Year, Incl. Local Preachers.	Additions on Profession of Faith.	Additions by Certificate and Otherwise.	Removals and by Death Otherwise.	Present Total Membership Including Local Preachers.	Local Preachers.	Number Licensed to Preach.	Infants Baptized.	All Others Baptized.		
1	<b>Bath—</b>											
2	Burnsville.....	166	.....	.....	6	160	2	1	.....	.....		
3	Green Valley.....	37	.....	.....	1	38	.....	.....	.....	2		
4	Hotchkiss.....	16	2	.....	2	14	.....	.....	.....	.....		
5	Lockbridge Memorial.....	61	.....	2	.....	63	.....	.....	.....	.....		
6	Rehoboth.....	35	.....	.....	1	34	.....	.....	.....	.....		
7	Shioh.....	32	.....	.....	1	31	.....	.....	.....	.....		
	Woodland.....		.....	.....			.....	.....	.....	.....		
	<b>Blue Ridge—</b>											
8	Furnace.....	108	6	.....	27	87	.....	.....	6	.....		
9	Jollets.....	97	1	.....	22	78	.....	.....	.....	1		
10	Hensleys.....	48	.....	1	6	43	.....	.....	.....	.....		
11	Mt. Pleasant.....	185	.....	6	34	157	.....	.....	1	.....		
	<b>Bridgewater—</b>											
12	Bridgewater.....	278	3	6	20	267	1	.....	.....	2		
13	Clover Hill.....	206	.....	1	4	203	1	.....	.....	.....		
14	Dayton.....	167	.....	1	5	263	.....	.....	.....	.....		
15	Spring Creek.....	76	6	4	2	84	.....	.....	.....	5		
	<b>Calvary-Fishersville—</b>											
16	Calvary.....	307	8	1	8	308	.....	.....	4	6		
17	Fishersville.....	68	7	3	2	76	1	1	.....	7		
	<b>Churchville—</b>											
18	Churchville.....	153	11	7	1	170	.....	.....	6	1		
19	Jennings Gap.....	21	.....	.....	.....	21	.....	.....	.....	.....		
20	West Augusta.....	76	.....	.....	.....	71	.....	.....	.....	.....		
21	Elkton.....	246	2	.....	36	214	.....	.....	.....	2		



TABLE No. 1—MEMBERSHIP, CHURCH PROPERTY AND INSURANCE.

	Church Property.										Insurance.				
	Number of Congrega- tions in Charge.	Number of Church Buildings.	Value of Buildings, Equip- ment, and Land.	Indebted- ness.	Number of Parson- ages.	Value of Parson- ages, Fur- nishings, and Land.	Indebted- ness.	Value of Other Church Property.	Insurance Carried.	Churhes Damaged or De- stroyed.	Parsonages Damaged or De- stroyed.	Amount of Damage.	Loss Collected		
1	1	1	\$2,000	.....	1	\$2,000	.....	.....	.....	.....	.....	.....	.....		
2	1	1	.....	.....	.....	.....	.....	.....	.....	.....	.....	.....	.....		
3	1	1	2,000	.....	.....	.....	.....	.....	.....	.....	.....	.....	.....		
4	1	1	1,500	.....	.....	.....	.....	.....	.....	.....	.....	.....	.....		
5	1	1	1,500	.....	.....	.....	.....	.....	.....	.....	.....	.....	.....		
6	1	1	.....	.....	.....	.....	.....	.....	.....	.....	.....	.....	.....		
7	1	1	.....	.....	.....	.....	.....	.....	.....	.....	.....	.....	.....		
8	1	1	1,000	.....	.....	.....	.....	.....	.....	.....	.....	.....	.....		
9	1	1	800	.....	.....	1,500	.....	.....	.....	.....	.....	.....	.....		
10	1	1	500	.....	.....	.....	.....	.....	.....	.....	.....	.....	.....		
11	1	1	1,000	.....	.....	.....	.....	.....	.....	.....	.....	.....	.....		
12	1	1	30,500	.....	.....	4,500	.....	.....	.....	.....	.....	.....	.....		
13	1	1	10,500	.....	.....	.....	.....	.....	.....	.....	.....	.....	.....		
14	1	1	20,000	.....	.....	.....	.....	.....	.....	.....	.....	.....	.....		
15	1	1	4,000	.....	.....	.....	.....	.....	.....	.....	.....	.....	.....		
16	1	1	10,500	.....	.....	.....	.....	.....	.....	.....	.....	.....	.....		
17	1	1	12,000	.....	.....	7,000	.....	.....	.....	.....	.....	.....	.....		
18	1	1	14,000	.....	.....	.....	.....	.....	.....	.....	.....	.....	.....		
19	1	1	4,000	.....	.....	.....	.....	.....	.....	.....	.....	.....	.....		
20	1	1	4,500	.....	.....	.....	.....	.....	.....	.....	.....	.....	.....		
21	1	1	60,000	.....	3,700	6,000	.....	500	22,000	.....	.....	.....	.....		

TABLE No. 1—MEMBERSHIP, CHURCH PROPERTY AND INSURANCE.

	Rockingham District.	Membership.																		
		Members Reported Last Year, Incl. Local Preachers.	Additions on Profession of Faith.	Additions by Certificate and Otherwise.	Removals by Death and Otherwise.	Present Total Membership Including Local Preachers.	Local Preachers.	Number Licensed to Preach.	Infants Baptized.	All Others Baptized.										
22	Fairfield—																			
23	Emory . . . . .	64	.....	.....	5	59	.....	.....	.....	.....	.....	.....	.....	.....	.....	.....	.....	.....	.....	.....
24	Fairfield . . . . .	93	.....	1	4	90	.....	.....	.....	.....	.....	.....	.....	.....	.....	.....	.....	.....	.....	.....
25	Haynes Chapel . . . . .	112	.....	.....	.....	.....	.....	.....	.....	.....	.....	.....	.....	.....	.....	.....	.....	.....	.....	.....
26	Marvin . . . . .	28	.....	.....	.....	.....	.....	.....	.....	.....	.....	.....	.....	.....	.....	.....	.....	.....	.....	.....
	Raphine . . . . .	28	.....	.....	.....	.....	.....	.....	.....	.....	.....	.....	.....	.....	.....	.....	.....	.....	.....	.....
	Goshen-Craigsville—																			
27	Augusta Springs . . . . .	48	.....	.....	.....	.....	.....	.....	.....	.....	.....	.....	.....	.....	.....	.....	.....	.....	.....	.....
28	Bells Valley . . . . .	86	.....	.....	.....	.....	.....	.....	.....	.....	.....	.....	.....	.....	.....	.....	.....	.....	.....	.....
29	Craigsville . . . . .	231	.....	.....	.....	.....	.....	.....	.....	.....	.....	.....	.....	.....	.....	.....	.....	.....	.....	.....
30	Goshen . . . . .	71	.....	.....	.....	.....	.....	.....	.....	.....	.....	.....	.....	.....	.....	.....	.....	.....	.....	.....
	Greenville—																			
31	Greenville . . . . .	134	.....	.....	.....	.....	.....	.....	.....	.....	.....	.....	.....	.....	.....	.....	.....	.....	.....	.....
32	Mint Spring . . . . .	161	.....	.....	.....	.....	.....	.....	.....	.....	.....	.....	.....	.....	.....	.....	.....	.....	.....	.....
33	Harrisonburg . . . . .	900	.....	.....	.....	.....	.....	.....	.....	.....	.....	.....	.....	.....	.....	.....	.....	.....	.....	.....
	Kezletown-McGaheysville—																			
34	Edom . . . . .	37	.....	.....	.....	.....	.....	.....	.....	.....	.....	.....	.....	.....	.....	.....	.....	.....	.....	.....
35	Fellowship . . . . .	146	.....	.....	.....	.....	.....	.....	.....	.....	.....	.....	.....	.....	.....	.....	.....	.....	.....	.....
36	Kezletown . . . . .	178	.....	.....	.....	.....	.....	.....	.....	.....	.....	.....	.....	.....	.....	.....	.....	.....	.....	.....
37	Linville . . . . .	104	.....	.....	.....	.....	.....	.....	.....	.....	.....	.....	.....	.....	.....	.....	.....	.....	.....	.....
38	McGaheysville . . . . .	347	.....	.....	.....	.....	.....	.....	.....	.....	.....	.....	.....	.....	.....	.....	.....	.....	.....	.....
39	Lexington-Trinity—	513	.....	.....	.....	.....	.....	.....	.....	.....	.....	.....	.....	.....	.....	.....	.....	.....	.....	.....
40	Luray—	460	.....	.....	.....	.....	.....	.....	.....	.....	.....	.....	.....	.....	.....	.....	.....	.....	.....	.....
	Mt. Crawford—																			
41	Fairview . . . . .	90	.....	.....	.....	.....	.....	.....	.....	.....	.....	.....	.....	.....	.....	.....	.....	.....	.....	.....
42	Mt. Crawford . . . . .	164	.....	.....	.....	.....	.....	.....	.....	.....	.....	.....	.....	.....	.....	.....	.....	.....	.....	.....
43	Mt. Sidney . . . . .	94	.....	.....	.....	.....	.....	.....	.....	.....	.....	.....	.....	.....	.....	.....	.....	.....	.....	.....
44	Naked Creek . . . . .	69	.....	.....	.....	.....	.....	.....	.....	.....	.....	.....	.....	.....	.....	.....	.....	.....	.....	.....

TABLE No. 1—MEMBERSHIP, CHURCH PROPERTY AND INSURANCE.

	Church Property.										Insurance.				
	Number of Congrega- tions In Charge.	Number of Church Buildings.	Value of Buildings, Equip- ment, and Land.	Indeb- ted- ness.	Number of Parson- ages.	Value of Parson- ages, Fur- nishings, and Land.	Indeb- ted- ness	Value of Other Church Property.	Insurance Carried.	Churches Damaged or De- stroyed.	Parsonages Damaged or De- stroyed.	Amount of Damage.	Loss Collected		
22	1	1	1,800	.....	1	5,000	.....	.....	900	.....	.....	.....			
23	1	1	7,000	.....	.....	.....	.....	300	7,000	.....	.....	.....			
24	.....	.....	.....	.....	.....	.....	.....	.....	.....	.....	.....	.....			
25	1	1	3,000	.....	.....	.....	.....	.....	.....	.....	.....	.....			
26	.....	.....	1,500	.....	.....	.....	.....	.....	1,600	.....	.....	.....			
27	.....	.....	2,000	.....	.....	.....	.....	.....	1,500	.....	.....	.....			
28	1	1	2,200	.....	.....	.....	.....	450	1,500	.....	.....	.....			
29	1	1	20,000	.....	.....	.....	.....	.....	1,500	.....	.....	.....			
30	1	1	10,000	3,400	1	2,500	100	.....	7,500	.....	.....	.....			
31	1	1	8,000	.....	1	4,000	.....	.....	1,000	.....	.....	.....			
32	1	1	10,000	.....	.....	.....	.....	.....	6,000	.....	.....	.....			
33	1	1	160,000	1,200	.....	.....	.....	2,500	6,500	.....	.....	.....			
34	1	1	2,500	.....	1	20,000	.....	.....	90,000	.....	.....	.....			
35	1	1	5,700	.....	.....	.....	.....	.....	.....	.....	.....	.....			
36	1	1	4,000	.....	.....	.....	.....	.....	4,400	.....	.....	.....			
37	1	1	2,500	.....	.....	.....	.....	.....	6,500	.....	.....	.....			
38	1	1	22,000	.....	.....	.....	.....	.....	1,575	.....	.....	.....			
39	1	1	103,000	22,500	.....	.....	.....	.....	15,700	.....	.....	.....			
40	1	1	50,000	3,000	.....	.....	.....	.....	34,500	.....	.....	.....			
41	1	1	3,000	.....	.....	.....	.....	600	30,000	.....	.....	.....			
42	1	1	7,500	.....	.....	.....	.....	.....	1,500	.....	.....	.....			
43	1	1	10,000	.....	.....	.....	.....	.....	6,280	.....	.....	.....			
44	1	1	3,500	.....	.....	.....	.....	.....	10,000	.....	.....	.....			
44	1	1	3,500	.....	.....	.....	.....	.....	1,800	.....	.....	.....			

TABLE No. 1—MEMBERSHIP, CHURCH PROPERTY AND INSURANCE.

Rockingham District—Continued		Membership.										
		Members Reported Last Year.	Incl. Local Preachers.	Additions on Profession of Faith.	Additions by Certificate and Otherwise.	Removals by Death and Otherwise.	Present Total Membership Including Local Preachers.	Local Preachers.	Number Licensed to Preach.	Infants Baptized.	All Others Baptized.	
<b>Mt. Solon—</b>												
45	Centerville. . . . .	52	.....	.....	.....	.....	52	.....	.....	.....	.....	
46	Mt. Solon. . . . .	84	.....	3	.....	.....	87	.....	.....	.....	.....	
47	Parnassus. . . . .	110	1	2	.....	.....	113	.....	.....	.....	.....	
48	Sangersville. . . . .	107	3	.....	7	.....	103	.....	.....	.....	1	
<b>New Hope—</b>												
49	Crimora. . . . .	93	9	2	.....	.....	104	.....	.....	.....	9	
50	Harrison. . . . .	30	.....	.....	.....	.....	30	.....	.....	.....	.....	
51	New Hope. . . . .	184	11	8	.....	1	203	.....	.....	.....	10	
52	Pleasant Grove. . . . .	.....	.....	.....	.....	.....	.....	.....	.....	.....	.....	
<b>New Market—</b>												
53	Broadway. . . . .	111	.....	5	.....	3	113	.....	.....	.....	.....	
54	Lacy Springs. . . . .	40	.....	.....	.....	4	36	.....	.....	.....	.....	
55	New Market. . . . .	248	5	21	.....	18	256	.....	.....	.....	3	
56	Pleasant View. . . . .	31	.....	.....	.....	3	28	.....	.....	.....	.....	
<b>Page-Stanley—</b>												
57	Bethel. . . . .	30	.....	.....	.....	4	26	.....	.....	.....	.....	
58	Compton. . . . .	13	.....	.....	.....	.....	13	.....	.....	.....	.....	
59	Fletcher. . . . .	39	1	.....	.....	4	36	.....	.....	.....	1	
60	Graves Chapel. . . . .	.....	.....	.....	.....	.....	.....	.....	.....	.....	.....	
61	Oak Hill. . . . .	31	.....	2	.....	1	30	.....	.....	.....	.....	
62	Rileville. . . . .	66	1	2	.....	1	68	.....	.....	.....	.....	
63	Springfield. . . . .	74	12	3	.....	3	81	.....	.....	.....	12	
64	Stanley. . . . .	122	4	4	.....	.....	127	.....	.....	.....	4	
<b>Port Republic—</b>												
65	Grottoes. . . . .	262	7	14	.....	14	269	.....	.....	.....	7	
66	Port Republic. . . . .	189	2	13	.....	5	199	.....	.....	.....	2	
67	Timber Ridge. . . . .	66	.....	.....	.....	6	60	.....	.....	.....	.....	
68	Weyer's Cave. . . . .	136	.....	.....	5	1	140	.....	.....	.....	.....	

TABLE No. 1—MEMBERSHIP, CHURCH PROPERTY AND INSURANCE.

	Church Property.										Insurance.				
	Number of Congrega- tions in Charge.	Number of Church Buildings.	Value of Buildings, Equip- ment, and Land.	Indebted- ness.	Number of Parson- ages.	Value of Parson- ages, Fur- nishings, and Land.	Indebted- ness.	Value of Other Church Property.	Insurance Carried.	Churches Damaged or De- stroyed.	Parsonages Damaged or De- stroyed.	Amount of Damage.	Loss Collected		
45	1	1	2,000	.....	1	.....	.....	.....	.....	.....	.....	.....	.....		
46	1	1	6,500	.....	1	2,500	.....	2,000	1,350	.....	.....	.....	.....		
47	1	1	6,500	.....	1	1,000	.....	.....	5,000	.....	.....	.....	.....		
48	1	1	5,200	.....	.....	.....	.....	.....	.....	.....	.....	.....	.....		
49	1	1	2,700	.....	.....	.....	.....	.....	3,500	.....	.....	.....	.....		
50	1	1	1,500	.....	.....	.....	.....	.....	900	.....	.....	.....	.....		
51	1	1	5,000	.....	.....	.....	.....	.....	875	.....	.....	.....	.....		
52	..	1	1,200	200	1	4,000	.....	.....	6,000	.....	.....	.....	.....		
53	1	1	6,000	.....	.....	.....	.....	.....	.....	.....	.....	.....	.....		
54	1	1	3,000	.....	.....	.....	.....	.....	4,500	.....	.....	.....	.....		
55	1	1	3,000	.....	.....	.....	.....	.....	2,000	.....	.....	.....	.....		
56	1	1	2,500	.....	1	6,500	.....	.....	1,500	.....	.....	.....	.....		
57	1	1	1,000	.....	.....	.....	.....	.....	.....	.....	.....	.....	.....		
58	1	1	1,500	.....	.....	.....	.....	.....	.....	.....	.....	.....	.....		
59	1	1	1,200	.....	.....	.....	.....	.....	1,500	.....	.....	.....	.....		
60	..	1	1,000	.....	1	500	.....	.....	1,000	.....	.....	.....	.....		
61	1	1	800	.....	.....	.....	.....	.....	1,500	.....	.....	.....	.....		
62	1	1	1,500	.....	1	1,600	.....	.....	.....	.....	.....	.....	.....		
63	1	1	1,500	.....	.....	.....	.....	.....	2,000	.....	.....	.....	.....		
64	1	1	10,000	.....	.....	.....	.....	.....	.....	.....	.....	.....	.....		
65	1	1	10,000	.....	.....	.....	.....	.....	3,300	.....	.....	.....	.....		
66	1	1	12,000	.....	.....	.....	.....	.....	7,500	.....	.....	.....	.....		
67	1	1	3,000	.....	1	5,000	.....	.....	11,500	.....	.....	.....	.....		
68	1	1	10,000	.....	.....	.....	.....	.....	2,100	.....	.....	.....	.....		
									7,500						



TABLE No. 1—MEMBERSHIP, CHURCH PROPERTY AND INSURANCE.

Rockingham District—Continued		Membership.																				
		Members Reported Last Year.	Incl. Local Preachers.	Additions on Profession of Faith.	Additions by Certificate and Otherwise.	Removals by Death and Otherwise.	Present Total Membership Including Local Preachers.	Local Preachers.	Number Licensed to Preach.	Infants Baptized.	All Others Baptized.											
69	Rockbridge Baths—																					
70	Cedar Grove .....	14		5							19											
71	Collierstown .....	64									64											3
72	Mt. Horeb .....	59		7							66											
73	Mt. Moreland .....																					
74	Rockbridge Baths .....	176		5							181											
74	Shenandoah .....	271		14	1						280											9
75	Staunton—																					
75	Central .....	1,340		20	44						1,356											15
76	Marquis Memorial .....	313		17	10						335											15
77	West View .....	53			4						56											
77	Waynesboro—																					
78	Basic City .....	323		4	5						325											2
79	Lyndhurst .....	46									32											
80	Main Street .....	689		42	43						717											12
		11,969		367	327						12,338											90
																						210

TABLE No. 1—MEMBERSHIP, CHURCH PROPERTY AND INSURANCE.

	Church Property.										Insurance.				
	Number of Congrega- tions in Charge.	Number of Church Buildings	Value of Buildings, Equip- ment, and Land.	Indebted- ness.	Number of Parson- ages.	Value of Parson- ages, Fur- nishes, and Land.	Indebted- ness.	Value of Other Church Property.	Insurance Carried.	Churches Damaged or De- stroyed.	Parsonages Damaged or De- stroyed.	Amount of Damage.	Loss Collected		
69	1	1	1,500	.....	1	.....	.....	.....	800	.....	.....	.....	.....		
70	1	1	2,500	.....	1	2,500	.....	.....	1,500	.....	.....	.....	.....		
71	1	1	1,500	.....	.....	.....	.....	.....	950	.....	.....	.....	.....		
72	1	1	.....	.....	.....	.....	.....	.....	.....	.....	.....	.....	.....		
73	1	1	3,000	.....	1	2,800	.....	.....	2,100	.....	.....	.....	.....		
74	1	1	25,000	.....	1	300	.....	1,200	10,000	.....	.....	.....	.....		
75	1	3	155,000	16,000	1	23,000	.....	.....	84,000	.....	.....	.....	.....		
76	1	2	29,000	5,000	1	4,000	.....	.....	21,500	.....	.....	.....	.....		
77	1	1	4,000	.....	1	.....	.....	.....	2,500	.....	.....	.....	.....		
78	1	1	60,000	13,000	1	6,000	.....	500	27,500	.....	.....	.....	.....		
79	1	1	3,000	.....	.....	.....	.....	.....	1,500	.....	.....	.....	.....		
80	1	1	40,000	800	1	8,000	.....	.....	24,800	.....	.....	.....	.....		
	74	78	\$1,042,500	\$68,900	26	\$147,100	.....	\$10,350	\$573,555	.....	.....	.....	.....		

TABLE No. 2—CHURCH PAPERS TAKEN, WOMAN'S WORK, LAY ACTIVITIES, EPWORTH LEAGUES AND SUNDAY SCHOOLS.

	Christian Literature.			Woman's Work.				Lay Activities.		
	Number of Methodist Families	Subscribers to General Organ	Subscribers to Conference Organ	Number of Societies	Members	Raised for Local Work	Amount sent to Conference Treasurer	Number of Wesley Brothers	Members	Number in Fellowship of Stewardship
Rockingham District.										
1	77	.....	7	1	24	\$165	\$8	.....	..	.....
2	..	.....	..	.....	.....	.....	.....	.....	.....	.....
3	12	.....	1	.....	.....	.....	.....	.....	.....	.....
4	5	1	2	.....	.....	.....	.....	.....	.....	.....
5	13	.....	1	.....	.....	.....	.....	.....	.....	.....
6	4	.....	..	.....	.....	.....	.....	.....	.....	.....
7	4	.....	4	.....	.....	.....	.....	.....	.....	.....
8	30	.....	1	1	12	51	4	.....	.....	.....
9	20	.....	.....	.....	.....	.....	.....	.....	.....	.....
10	15	.....	.....	1	21	22	4	.....	.....	.....
11	70	.....	.....	.....	.....	.....	.....	.....	.....	.....
12	110	.....	14	1	50	27	185	.....	.....	.....
13	72	.....	6	.....	40	91	75	.....	.....	.....
14	64	.....	6	1	.....	.....	.....	.....	.....	.....
15	29	.....	.....	.....	.....	.....	.....	.....	.....	.....
16	91	.....	11	1	27	51	57	.....	.....	.....
17	33	.....	5	.....	.....	.....	.....	.....	.....	.....
18	35	.....	7	1	27	12	98	.....	.....	.....
19	.....	.....	.....	.....	.....	.....	.....	.....	.....	.....
20	94	.....	8	1	22	15	48	.....	.....	.....
21	.....	.....	.....	.....	.....	.....	.....	.....	.....	.....

TABLE No. 2—CHURCH PAPERS TAKEN, WOMAN'S WORK, LAY ACTIVITIES, EPWORTH LEAGUES AND SUNDAY SCHOOLS.

Local Church Schools.

Local Church	Boards of Ch. Education	Number of Church Schools	Officers and Teachers	Scholars in Children's Division	Scholars in Young People's Division	Scholars in Adult Division	Total Enrollment including Officers and Teachers	Total Enrollment Last Year	Number of Scholars Joining the Church	Churches Having Week-Day Meetings with Children	Churches Having Vacation Schools	Number Taking Training Courses	Raised on Church School Day	Raised for Missions	Raised for All Other Purposes
1	1	1	6	49	39	47	141	123	..	..	..	..	..	\$10	\$53
2	..	..	..	..	..	..	..	..	..	..	..	..	..	..	..
3	..	..	..	..	..	..	..	..	..	..	..	..	..	..	..
4	..	..	..	..	..	..	..	..	..	..	..	..	..	..	..
5	..	..	..	..	..	..	..	..	..	..	..	..	..	..	..
6	..	..	..	..	..	..	..	..	..	..	..	..	..	..	..
7	..	..	..	..	..	..	..	..	..	..	..	..	..	..	..
8	1	1	7	72	43	40	162	150	5	..	..	..	..	..	39
9	..	..	10	20	25	25	80	90	..	..	..	..	..	..	8
10	..	..	3	21	14	10	48	75	..	..	..	..	..	..	6
11	1	1	7	36	52	43	138	160	6	..	..	..	..	..	40
12	1	1	34	43	49	79	205	205	3	1	..	5	..	199	251
13	1	1	15	36	48	72	171	143	..	..	..	9	..	107	199
14	1	1	14	30	38	65	147	158	..	..	..	3	..	122	290
15	1	1	9	16	14	25	64	41	4	..	..	..	..	24	50
16	1	1	12	112	57	65	287	222	6	1	..	..	\$4	150	99
17	1	1	8	20	7	24	59	56	7	1	..	..	..	15	41
18	1	1	10	29	37	27	103	98	13	..	..	17	..	..	112
19	..	..	..	..	..	..	..	..	..	..	..	..	..	..	..
20	..	..	..	..	..	..	..	..	..	..	..	..	..	..	..
21	..	..	10	36	15	35	96	96	3	..	..	..	..	288	81

TABLE No. 2.—CHURCH PAPERS TAKEN, WOMAN'S WORK, LAY ACTIVITIES, EPWORTH LEAGUES AND SUNDAY SCHOOLS

Rockingham District—Continued		Christian Literature.			Woman's Work.			Lay Activities.			
		Number of Methodist Families	Subscribers to General Organ	Subscribers to Conference Organ	Number of Societies	Members	Raised for Local Work	Amount sent to Conference	Treasurer	Number of Wesley Brother-hoods	Members
22	Fairfield—				1	15	95	21			
	Emory . . . . .	20	4	7	1	15	95	21			
23	Fairfield . . . . .	25				20	41	25			
24	Haynes Chapel . . . . .	29	3	1	1	5	40	4			
25	Marvin . . . . .		6								
26	Raphine . . . . .										
	Goshen—										
27	Augusta Springs . . . . .	14	1		1	8	28	18			
28	Bells Valley . . . . .	19	3		1	20	305	35			
29	Craigsville . . . . .	27	14		1	24	96	2			
30	Goshen . . . . .	23	9		1	7	8	18			
31	Greenville . . . . .	50	20		1	31	150	25			
32	Mint Spring . . . . .	43	18		1	188		1,016			
33	Harrisonburg . . . . .	350	60		1						
	Kezletown-McGaheysville—										
34	Edom . . . . .	18	2								
35	Fellowship . . . . .	75	6			16	41	49			
36	Kezletown . . . . .	93	1	5	1						
37	Linville . . . . .	47	3			38	377	116			
38	McGaheysville . . . . .	155	1	13	1	90	25	407			
39	Lexington-Trinity . . . . .	200	4	15	1	35	743	100			
40	Luray . . . . .	243	2	20	1						
	Mt. Crawford—										
41	Fairview . . . . .	46			1	24	25	95			
42	Mt. Crawford . . . . .	90	12		1	9	20	40			
43	Mt. Sidney . . . . .	50	9		1						
44	Naked Creek . . . . .	38	8								



TABLE No. 2—CHURCH PAPERS TAKEN, WOMAN'S WORK, LAY ACTIVITIES, EPWORTH LEAGUES AND SUNDAY SCHOOLS.

Local Church Schools.

Local Church	Boards of Ch. Education	Number of Church Schools	Officers and Teachers	Scholars in Children's Division	Scholars in Young People's Division	Scholars in Adult Division	Total Enrollment including Officers and Teachers	Total Enrollment Last Year	Number of Scholars Joining the Church	Churches Having Week-Day Meetings with Children	Churches Having Vacation Schools	Number Taking Training Courses	Raised on Church School Day	Raised for Missions	Raised for All Other Purposes
22	1	1	8	31	27	16	81	71	..	..	..	..	..	30	68
23	1	1	9	44	22	31	108	101	19	1	1	..	..	33	116
24	..	..	..	..	..	..	..	..	..	..	..	..	..	..	..
25	..	..	..	..	..	..	..	..	..	..	..	..	..	..	..
26	..	..	6	12	20	24	62	17	..	1	1	..	..	8	22
27	..	..	8	14	16	14	55	51	..	1	1	..	..	12	87
28	..	..	19	62	28	68	177	165	9	1	1	7	..	12	175
29	1	1	11	44	10	15	80	85	2	1	1	35	..	73	175
30	1	1	11	44	10	15	80	85	2	1	1	4	..	40	116
31	1	1	11	55	23	38	127	127	1	1	1	..	..	..	282
32	1	1	15	54	49	42	145	145	5	..	..	..	..	14	69
33	1	1	48	152	227	277	709	751	22	..	..	27	25	900	1,200
34	..	..	6	10	5	14	35	32	..	..	..	..	..	..	48
35	..	..	10	..	..	..	..	..	..	..	..	..	..	50	116
36	1	1	9	48	80	23	160	165	..	..	1	2	4	85	94
37	..	..	10	15	20	14	59	50	..	..	..	..	..	20	28
38	..	..	14	95	75	80	264	239	..	..	1	..	..	150	303
39	1	1	31	81	81	192	385	370	17	1	..	4	5	331	285
40	1	1	21	61	40	128	250	229	6	..	..	29	12	420	310
41	1	1	6	10	22	25	63	57	1	..	..	..	7	40	29
42	1	1	14	48	35	38	132	129	7	..	..	..	..	150	150
43	1	1	11	20	10	50	101	101	7	..	..	..	..	105	125
44	1	1	8	39	28	29	104	89	14	..	..	..	..	85	120

TABLE No. 2—CHURCH PAPERS TAKEN, WOMAN'S WORK, LAY ACTIVITIES, EPWORTH LEAGUES AND SUNDAY SCHOOLS

Rockingham District—Continued		Christian Literature.				Woman's Work.				Lay Activities.		
		Number of Methodist Families	Subscribers to General Organ	Subscribers to Conference Organ	Number of Societies	Members	Raised for Local Work	Amount sent to Conference	Treasurer	Number of Wesley-Brotherhoods	Members	Number in Fellowship of Stewardship
45	Mt. Solon—											
	Centerville. . . . .	11	1	4	1	27	163	32	..	..	..	..
46	Mt. Solon . . . . .	19	1	9	1	21	34	37	..	..	..	..
47	Parnassus. . . . .	20	..	11	1	15	..	..	..	..	..	..
48	Sangersville. . . . .	23	..	7	1	..	..	..	..	..	..	..
49	New Hope—											
	Crimora. . . . .	38	..	4	..	..	..	..	..	..	..	..
50	Harriston. . . . .	6	..	1	..	30	135	85	..	..	..	..
51	New Hope . . . . .	78	..	6	1	..	..	..	..	..	..	..
52	Pleasant Grove . . . . .	..	..	..	..	..	..	..	..	..	..	..
53	New Market—											
	Broadway. . . . .	34	..	4	..	..	..	..	..	..	..	..
54	Lacy Springs . . . . .	12	..	3	..	39	120	149	..	..	..	..
55	New Market . . . . .	75	1	12	2	..	..	..	..	..	..	..
56	Pleasant View . . . . .	11	..	3	..	..	..	..	..	..	..	..
	Page-Stanley—											
57	Bethel. . . . .	8	2	..	..	..	..	..	..	..	..	..
58	Compton. . . . .	5	1	..	..	..	..	..	..	..	..	..
59	Fletcher. . . . .	12	4	..	..	..	..	..	..	..	..	..
60	Oak Hill. . . . .	10	1	..	..	..	..	..	..	..	..	..
61	Rileyville. . . . .	17	4	..	..	..	..	..	..	..	..	..
62	Springfield. . . . .	22	7	..	..	..	..	..	..	..	..	..
63	Stanley. . . . .	41	11	..	..	..	..	..	..	..	..	..
63a	Graves Chapel . . . . .	..	..	..	..	..	..	..	..	..	..	..
	Port Republic—											
64	Grottoes. . . . .	63	1	10	1	..	..	20	..	..	..	..
65	Port Republic . . . . .	54	..	11	1	27	..	24	..	..	..	..
66	Timber Ridge . . . . .	14	..	1	..	..	..	..	..	..	..	..
67	Weyer's Cave . . . . .	33	..	6	1	16	..	65	..	..	..	..

TABLE No. 2—CHURCH PAPERS TAKEN, WOMAN'S WORK, LAY ACTIVITIES, EPWORTH LEAGUES AND SUNDAY SCHOOLS.

Local Church Schools.

Local Church	Boards of Ch. Education	Number of Church Schools	Officers and Teachers	Scholars in Children's Division	Scholars in Young People's Division	Scholars in Adult Division	Total Enrollment including Officers and Teachers	Total Enrollment Last Year	Number of Scholars Joining the Church	Churches Having Week-Day Meetings with Children	Churches Having Vacation Schools	Number Taking Training Courses	Raised on Church School Day	Raised for Missions	Raised for All Other Purposes
45	1	1	9	3	8	13	29	43	...	...	1	...	...	12	90
46	1	1	8	17	11	30	66	78	...	...	1	...	7	32	45
47	1	1	11	38	19	24	92	91	1	...	1	...	4	32	97
48	1	1	13	42	16	25	96	86	2	...	1	...	4	24	92
49	...	1	7	22	17	27	73	101	6	...	...	...	3	18	138
50	...	1	3	18	12	6	38	30	...	...	...	...	...	...	35
51	...	1	11	55	25	59	150	156	2	...	...	1	3	69	156
52	...	...	...	...	...	...	...	...	...	...	...	...	...	...	...
53	1	1	7	7	21	36	71	58	...	...	...	...	...	178	254
54	...	1	6	8	17	10	41	37	...	...	...	...	...	32	50
55	1	1	15	59	58	53	185	181	2	1	1	14	...	270	226
56	...	...	...	...	...	...	...	...	...	...	...	...	...	...	...
57	...	...	...	...	...	...	...	...	...	...	...	...	...	...	...
58	...	...	...	...	...	...	...	...	...	...	...	...	...	...	...
59	1	1	7	24	25	21	77	...	...	...	...	...	...	...	...
60	...	1	7	22	15	17	59	40	1	...	...	...	...	...	13
61	1	1	10	22	12	13	46	65	1	...	...	4	...	...	15
62	1	1	8	10	10	6	34	43	10	...	...	...	...	...	73
63	1	1	12	55	49	38	154	137	2	...	...	...	...	12	25
63a	...	...	...	...	...	...	...	...	...	...	...	...	...	...	127
64	1	1	25	64	54	90	233	221	9	...	1	...	4	260	...
65	1	1	27	64	46	66	203	161	10	...	1	...	2	340	250
66	1	1	7	12	6	22	47	46	...	...	...	...	...	40	112
67	1	1	18	37	40	54	149	142	2	...	...	...	4	49	30
															261

TABLE No. 2—CHURCH PAPERS TAKEN, WOMAN'S WORK, LAY ACTIVITIES, EPWORTH LEAGUES AND SUNDAY SCHOOLS.

		Christian Literature.				Woman's Work.				Lay Activities.			
		Number of Methodist Families	Subscribers to General Organ	Subscribers to Conference Organ	Number of Societies	Members	Raised for Local Work	Amount sent to Conference	Number of Wesley Brother-hoods	Members	Number in Fellowship of Steward-ship	Lay Activities.	
												Number of Societies	Members
<b>Rockingham District—Continued</b>													
<b>Rockbridge Baths—</b>													
67a	Cedar Grove	10	....	....	1	10	34	.....	.....	.....	.....	.....	.....
68	Collierstown	33	....	3	1	..	..	.....	.....	.....	.....	.....	.....
69	Mt. Horeb	35	....	..	1	18	170	.....	.....	.....	.....	.....	.....
70	Rockbridge Baths	81	....	11	1	20	282	.....	.....	.....	.....	.....	.....
71	Shenandoah	110	....	17	1	21	48	50	.....	.....	.....	.....	.....
<b>Staunton—</b>													
72	Central	550	10	61	1	105	1,187	553	.....	.....	.....	.....	.....
73	Marquis Memorial	100	20	2	1	48	188	146	.....	.....	.....	.....	.....
74	West View	17	4	....	1	15	75	11	.....	.....	.....	.....	.....
<b>Waynesboro—</b>													
75	Basic City	170	12	20	1	47	394	41	.....	.....	.....	.....	.....
76	Lyndhurst	6	....	....	..	..	..	..	.....	.....	.....	.....	.....
77	Main Street	350	3	30	1	60	240	227	.....	.....	.....	.....	.....
Total		4,506	92	551	42	1,272	\$5,498	\$3,889	.....	.....	.....	.....	.....

TABLE No. 2—CHURCH PAPERS TAKEN, WOMAN'S WORK, LAY ACTIVITIES, EPWORTH LEAGUES AND SUNDAY SCHOOLS.

Local Church Schools.														
Local Church Boards of Ch. Education	Number of Church Schools	Officers and Teachers	Scholars in Children's Division	Scholars in Young People's Division	Scholars in Adult Division	Total Enrollment including Officers and Teachers	Total Enrollment Last Year	Number of Scholars Joining the Church	Churches Having Week-Day Meetings with Children	Churches Having Vacation Schools	Number Taking Training Courses	Raised on Church School Day	Raised for Missions	Raised for All Other Purposes
67a	1	5	7	5	6	23	..	3	..	1	..	..	..	14
68	1	5	25	19	9	58	51	4	..	1	..	..	..	15
69	1	13	25	24	40	102	..	7	..	1	..	..	..	24
70	1	30	32	45	50	157	129	7	..	1	..	..	..	40
71	1	14	64	39	37	156	138	14	1	1	..	10	7	364
72	..	92	370	230	312	1,004	957	15	..	..	2	..	31	898
73	1	35	211	137	122	475	450	14	..	1	16	50	190	1,829
74	1	13	32	13	22	73	69	3	..	..	26	5	14	601
75	1	22	65	69	89	245	212	5	..	1	3	..	309	379
76	..	5	12	11	8	36	62	..	..	..	..	..	..	25
77	1	25	155	105	284	569	505	34	1	1	7	10	412	543
	47	898	3,011	2,419	3,291	9,610	8,959	311	10	29	229	\$171	\$6,688	\$11,009



TABLE No. 3—FINANCE.

Rockingham District		Presiding Elder.		Preacher in Charge		District Work.		General and Conference Work		
		Appor- tioned.	Paid.	Appor- tioned.	Paid.	Appor- tioned.	Paid.	Appor- tioned.	Assumed	Paid.
1	Bath—C. G. Russell	\$46	\$46	\$450	\$450	\$3	\$3	\$200	\$130	\$130
2	Burnsville.....	....	....	....	....	....	....	....	....	....
3	Green Valley.....	4	4	40	40	1	1	30	20	20
4	Hotchkiss.....	8	8	80	80	1	1	60	45	45
5	Lockbridge Memorial	12	12	120	120	1	1	55	40	40
6	Rehoboth.....	4	4	50	50	....	....	26	16	16
7	Shiloh.....	12	12	110	110	....	....	55	24	24
	Woodland.....	86	86	850	850	6	6	426	275	275
	Total.....									
	Blue Ridge—G. M. Bell	5	5	110	110	1	1	....	10	10
8	Furnace.....	5	5	90	90	1	1	....	5	5
9	Jollets.....	5	5	70	70	1	1	....	5	5
10	Hensleys.....	5	5	144	144	1	1	....	10	10
11	M. Pleasant.....	20	20	414	414	4	4	196	30	30
	Total.....									
	Bridgewater—A. A. McNeer	81	81	775	775	7	7	406	305	305
12	Bridgewater.....	33	33	326	326	3	3	162	107	107
13	Clover Hill.....	33	33	310	310	3	3	171	122	122
14	Dayton.....	15	15	139	139	2	2	73	76	76
15	Spring Creek.....	162	162	1,550	1,550	15	15	812	610	610
	Total.....									
	Calvary-Fishersville—A. Van Devander	95	95	960	960	7	7	453	150	150
16	Calvary.....	38	38	390	390	4	4	227	50	50
17	Fishersville.....	133	133	1,350	1,350	11	11	680	200	200
	Total.....									
	Churchville—W. S. Thomas	75	75	620	620	8	8	....	300	300
18	Churchville.....	7	7	125	125	....	....	....	34	34
19	Jennings Gap.....	25	25	255	255	....	....	....	77	77
20	West Augusta.....	107	107	1,000	1,000	8	8	....	411	411
	Total.....									

Financial Exhibit—Raised During the Year.

	Golden Cross	Mission Specials	Superannuate Endowment	Superannuate Homes	Orphanages	Churches and Parsonages	Insurance Premiums	Incidentals	All Other Purposes	Total Amount Raised by Women's Missionary Societies	Total Amount Raised by Brotherhoods	Total Amount Raised by Church Schools	Total	Less Items Reported Twice	Grand Total For Year
1						\$177			\$50	\$173		\$63	\$1,092	\$152	\$940
2						35			7			7	116		116
3					\$2	23						31	188		188
4					3	24			1			9	210	3	207
5						5							75		75
6						18							164		164
7					5	282			58	173		110	1,845	155	1,690
8					1	8		\$3		55		39	232		232
9						27		6				8	142		142
10								5				6	92		92
11						12		10		26		40	248		248
12					1	47		24		81		93	714		714
13		\$31			57	217	\$50	175	20	189		450	2,357	199	2,158
14		5			33	769	10	75	5			306	1,672	107	1,565
15		2			44	5	15	100	10	166		412	1,220	122	1,098
16		38			6	3	4	25				74	346	24	322
17					140	994	79	375	35	355		1,242	5,595	452	5,143
18					13	250	18	155		108		306	2,062	150	1,912
19					21	15	13	194	100			56	881	15	866
20					34	265	31	349	100	108		362	2,943	165	2,778
					51	24	75	108	200	110		120	1,691		1,691
					7			2	19			20	617		617
					14	75		30	54	28		59	2,522		2,522
					72	99	75	140	273	138		199			

TABLE No. 3.—FINANCE.

	Presiding Elder.		Preacher in Charge.		District Work.		General and Conference Work.		
	Appor- tioned.	Paid.	Appor- tioned.	Paid.	Appor- tioned.	Paid.	Appor- tioned.	Assumed Paid.	
									Appor- tioned.
Rockingham District—Continued									
21	122	122	1,200	1,200	10	10	629	288	288
Elkton—W. A. Lynch.....									
Fairfield—W. M. Reynolds	10	10	167	167	2	2	.....	25	25
Emory.....	38	38	362	362	3	3	.....	110	110
Fairfield.....	.....	.....	.....	.....	.....	.....	.....	.....	.....
Haynes Chapel.....	38	38	362	362	3	3	.....	189	189
Marvin.....	14	12	109	109	1	1	.....	26	26
Raphine.....	100	98	1,000	961	9	9	.....	350	350
Total.....									
Goshen—A. M. B. Snapp	13	13	135	135	2	2	.....	31	31
Augusta Springs.....	17	17	175	175	2	2	.....	51	51
Bells Valley.....	58	58	602	602	3	3	.....	150	150
Craigsville.....	38	30	388	354	3	3	.....	68	45
Goshen.....	126	118	1,300	1,266	10	10	642	300	191
Total.....									
Greenville—F. A. Holden	87	87	800	800	7	7	416	265	220
Greenville.....	66	66	600	600	5	5	357	200	100
Mint Spring.....	153	153	1,400	1,400	12	12	773	465	320
Total.....	352	352	3,000	3,000	25	25	1,555	1,700	1,700
Harrisonburg—H. R. Deal.....	12	12	125	125	2	2	.....	25	25
Kezletown—McGaheysville—C. R. Curtis	34	34	340	341	3	3	.....	125	125
Edom.....	33	33	350	350	3	3	.....	125	125
Fellowship.....	13	13	125	132	2	2	.....	25	25
Kezletown.....	86	86	860	860	5	5	.....	230	230
Linville.....	178	178	1,808	1,808	15	15	1,283	530	530
McGaheysville.....	254	254	2,700	2,700	20	20	1,283	630	630
Total.....	184	184	1,800	1,800	14	14	925	420	500
Lexington—Trinity—E. W. Aaron									
Luray—D. L. Fringer									

Financial Exhibit—Raised During the Year.

	Golden Cross	Mission Specials	Superannuate Endowment	Superannuate Homes	Orphanages	Churches and Parsonages	Insurance Premiums	Incidentals	All Other Purposes	Total Amount Raised by Woman's Missionary Societies	Total Amount Raised by Brotherhoods	Total Amount Raised by Church Schools	Total	Less Items Reported Twice	Grand Total for Year
31	..	7	..	..	11	90	..	707	927	63	..	380	3,305	288	3,017
32	..	..	..	..	1	25	2	..	..	126	..	130	232	..	232
33	..	..	..	..	..	..	14	28	..	..	..	..	811	..	811
34	..	..	..	..	..	..	..	..	..	65	..	150	834	..	834
35	..	..	..	..	..	..	6	20	..	45	..	156	111	45	111
36	..	..	..	..	..	..	2	..	..	237	..	280	1,033	45	1,088
37	..	..	..	..	1	25	24	48	..	..	..	30	227	..	227
38	..	..	..	..	3	27	..	..	..	..	..	99	430	..	430
39	..	..	..	..	9	28	3	..	..	46	..	248	1,667	..	1,667
40	..	..	..	..	10	305	23	..	..	340	..	156	777	..	777
41	..	..	..	..	8	80	3	..	..	98	..	583	3,101	..	3,101
42	..	..	..	..	30	440	20	..	..	484	..	368	1,685	220	1,465
43	..	..	..	..	14	82	5	56	1	35	..	389	2,087	66	2,021
44	..	..	..	..	9	748	7	125	..	24	..	757	3,772	286	3,486
45	..	..	..	..	23	830	12	181	1	59	..	2,100	13,103	900	12,203
46	..	..	..	..	125	1,221	219	1,190	2,000	1,166	..	48	272	..	272
47	..	..	..	..	5	..	..	52	..	..	..	226	981	50	931
48	..	..	..	..	14	124	5	108	..	..	..	183	958	110	848
49	..	..	..	..	9	50	10	98	..	90	..	48	275	20	255
50	..	..	..	..	9	..	..	43	..	..	..	453	5,001	150	4,851
51	..	..	..	..	42	2,805	16	..	..	493	..	958	7,487	330	7,157
52	..	..	..	..	79	2,979	31	301	..	583	..	628	7,406	331	7,075
53	..	..	..	..	36	1,365	97	1,074	90	432	..	731	7,451	1,321	6,130
54	..	..	..	..	33	2,290	68	928	60	843	..	..	..	..	..

TABLE No. 3—FINANCE.

	Presiding Elder.				Preacher in Charge.		District Work.		General and Conference Work.		
	Appor- tioned.		Paid.		Appor- tioned.	Paid.	Appor- tioned.	Paid.	Appor- tioned.	Assumed.	Paid.
<b>Rockingham District—Continued</b>											
41	<b>Mt. Crawford—W. F. Hodges</b>										
42	21	21	216	216	2	2	75	75	75	75	75
43	52	52	526	526	4	4	200	200	200	200	200
44	45	45	434	434	3	3	165	165	165	165	165
45	25	25	224	224	2	2	85	85	85	85	85
46	143	143	1,400	1,400	11	11	525	525	525	525	525
47	<b>Total</b>										
48	17	17	160	160	1	1	118	118	118	118	118
49	<b>Mt. Solon—L. O. Rose</b>										
50	33	33	338	338	3	3	126	126	126	126	126
51	46	46	417	417	3	3	264	264	264	264	264
52	26	26	285	285	2	2	119	119	119	119	119
53	122	122	1,200	1,200	9	9	627	627	627	627	627
54	<b>Total</b>										
55	35	35	315	315	3	3	115	115	115	115	115
56	1	1	74	74	1	1	25	25	25	25	25
57	55	55	465	465	3	3	185	185	185	185	185
58	<b>New Hope—R. O. Hipes</b>										
59	91	91	854	854	7	7	325	325	325	325	325
60	<b>Total</b>										
61	35	35	310	310	4	4	165	165	165	165	165
62	16	16	157	157	1	1	35	35	35	35	35
63	79	79	795	795	6	6	330	330	330	330	330
64	13	13	138	138	1	1	40	40	40	40	40
65	143	143	1,400	1,400	12	12	735	735	735	735	735
66	<b>Total</b>										
67	6	6	54	54	1	1	6	6	6	6	6
68	6	6	54	54	1	1	6	6	6	6	6
69	13	13	112	112	1	1	12	12	12	12	12
70	<b>Page-Stanley—J. E. Hodges</b>										
71	6	6	54	54	1	1	6	6	6	6	6
72	6	6	54	54	1	1	6	6	6	6	6
73	13	13	112	112	1	1	12	12	12	12	12
74	<b>Fletcher</b>										
75	6	6	54	54	1	1	6	6	6	6	6
76	<b>Graves Chapel</b>										
77	6	6	54	54	1	1	6	6	6	6	6
78	<b>Oak Hill</b>										



Financial Exhibit—Raised During the Year.

	Golden Cross	Mission Specials	Superannuate Endowment	Superannuate Homes	Orphanages	Churches and Parsonages	Insurance Premiums	Incidentals	All Other Purposes	Total Amount Raised by Woman's Mis- sionary Societies	Total Amount Raised by Brotherhoods	Total Amount Raised by Church Schools	Total	Less Items Reported Twice	Grand Total For Year
41	..	..	..	..	10	5	10	12	8	..	..	69	428	..	428
42	..	..	..	..	25	125	18	135	148	270	..	300	1,803	..	1,803
43	..	..	..	..	20	80	15	50	76	165	..	280	1,283	..	1,283
44	..	..	..	..	30	35	12	58	25	..	..	205	701	..	701
45	..	..	..	..	85	245	55	255	257	435	..	804	4,215	..	4,215
46	..	..	..	..	33	10	2	35	14	..	..	102	468	..	468
47	2	..	..	..	28	135	9	60	18	195	..	84	1,004	..	1,004
48	..	..	..	..	35	15	..	40	72	71	..	133	1,044	..	1,044
49	..	..	..	..	16	12	5	35	16	..	..	130	612	..	612
50	..	..	..	..	112	172	16	170	120	266	..	439	3,128	..	3,128
51	..	..	..	..	5	50	2	75	220	..	..	109	929	23	906
52	..	..	..	..	6	..	3	10	15	..	..	16	145	..	145
53	..	..	..	..	..	285	14	65	90	212	..	143	1,533	135	1,398
54	..	..	..	..	11	335	19	150	355	212	..	268	2,607	158	2,449
55	..	..	..	..	..	265	16	75	..	..	..	432	1,328	128	1,150
56	..	..	..	..	..	..	..	50	..	..	..	82	303	332	271
57	..	..	..	..	..	370	24	350	..	269	..	496	2,692	375	2,317
58	..	..	..	..	..	2	..	10	..	..	..	..	207	..	207
59	..	..	..	..	2	637	40	485	..	269	..	1,010	4,530	585	8,945
60	..	..	..	..	..	6	..	3	..	..	..	..	78	..	78
61	..	..	..	..	..	34	2	..	..	..	..	..	103	..	103
62	..	..	..	..	..	60	1	15	..	..	..	13	227	..	227
63	..	..	..	..	..	8	2	..	..	..	..	..	10	..	10
64	..	..	..	..	..	20	..	11	5	..	..	15	118	..	118

TABLE No. 3—FINANCE.

	Presiding Elder.		Preacher in Charge.		District Work.		General and Conference Work.	
	Appor- tioned.	Paid.	Appor- tioned.	Paid.	Appor- tioned.	Paid.	Appor- tioned.	Paid.
<b>Rockingham District—Continued</b>								
62	18	18	162	162	1	1	33	33
63	21	21	304	304	2	2	58	58
64	36	36	327	327	2	2	173	173
	106	106	1,067	1,067	9	9	294	294
65	57	57	526	526	4	4	260	260
66	57	57	526	526	4	4	340	340
67	20	20	185	185	1	1	40	40
68	29	29	263	263	3	3	170	170
	163	163	1,500	1,500	12	12	810	810
69	10	10	50	50	1	1	10	10
70	17	17	200	175	1	1	10	10
71	30	30	300	300	2	2	25	25
72	69	69	650	650	5	5	255	255
	126	126	1,200	1,175	9	9	300	300
	104	104	1,320	1,320	12	12	275	275
73								
74	350	350	3,300	3,300	25	25	1,900	1,900
75	133	133	1,550	1,550	10	10	423	423
76	20	20	150	150	2	2	67	67
	153	153	1,700	1,700	12	12	490	490
77	141	141	1,900	1,900	10	10	275	275
78							25	25
79	224	224	2,400	2,400	17	17	948	948
	224	224	2,400	2,400	17	17	973	973
	\$3,513	\$3,830	\$38,613	\$71,482	\$304	\$304	\$16,559	\$13,121
								\$13,242

Financial Exhibit—Raised During the Year.

Golden Cross	Mission Specials	Superannuate Endowment	Superannuate Homes	Orphanages	Churches and Parsonages	Insurance Premiums	Incidentals	All Other Purposes	Total Amount Raised by Woman's Missionary Societies	Total Amount Raised by Brotherhoods	Total Amount Raised by Church Schools	Total	Less Items Reported Twice	Grand Total for Year
62	..	..	..	11	15	..	10	49	..	..	73	372	..	372
63	..	..	..	20	38	..	10	..	..	..	14	467	..	467
64	..	..	..	5	5	27	130	60	..	..	136	901	..	901
65	..	..	..	38	186	32	179	114	..	..	251	2,276	..	2,276
66	..	..	..	14	..	15	128	10	180	..	514	1,718	260	1,458
67	..	..	..	15	..	15	90	25	59	..	454	1,589	340	1,249
68	..	..	..	3	..	3	30	..	..	..	70	357	40	317
69	..	..	..	50	..	7	134	10	95	..	314	1,160	..	1,160
70	..	..	..	82	..	40	382	45	334	..	1,352	4,824	640	4,184
71	..	..	..	1	70	6	12	..	34	..	14	208	..	208
72	..	..	..	2	25	6	20	..	..	..	15	271	..	271
73	..	..	..	6	300	8	75	..	170	..	24	620	..	620
74	..	..	..	11	445	15	116	..	282	..	57	1,714	..	1,714
75	..	..	..	13	150	35	65	..	486	..	110	2,818	..	2,818
76	..	..	..	182	700	165	3,358	4,861	98	..	395	2,853	50	2,803
77	..	..	..	13	1,487	62	234	714	1,740	..	2,777	21,079	906	20,173
78	..	..	..	6	85	7	6	..	334	..	789	5,798	150	5,648
79	..	..	..	19	1,572	69	240	714	86	..	49	478	100	378
80	..	..	..	15	2,138	132	37	..	490	..	888	6,276	250	6,026
81	..	..	..	..	5	8	10	..	485	..	688	5,774	631	5,143
82	..	..	..	..	450	57	950	170	..	..	25	83	10	73
83	..	..	..	40	455	65	960	180	467	..	965	6,688	672	6,016
84	..	..	..	40	..	..	..	..	467	..	990	6,771	682	6,089
\$10	\$2,088	..	..	\$1,198	\$17,962	\$1,368	\$11,214	\$10,546	\$9,884	..	\$18,295	\$128,423	\$8,165	\$120,258

TABLE No. 1—MEMBERSHIP, CHURCH PROPERTY AND INSURANCE.

Washington District	Membership.									
	Members Reported Last Year.	Incl. Local Preachers.	Additions on Profession of Faith.	Additions by Certificate and Otherwise.	Removals and Deaths.	Present Total Membership Including Local Preachers.	Local Preachers.	Number Licensed to Preach.	Infants Baptized.	All Others Baptized.
1 Alexandria—										
2 Del Ray .....	642	38	31	18	693	1	...	19	12	
3 Washington Street .....	992	55	60	57	1,050	...	...	27	15	
4 Ballston-Central .....	348	17	14	3	376	1	...	7	4	
5 Beltsville-Branchville .....	199	8	1	1	207	...	...	14	2	
6 Beltsville .....	120	2	2	3	121	...	...	9	2	
7 Branchville .....	186	...	8	13	181	1	...	9	...	
8 Bethesda .....	209	9	2	12	208	...	...	5	...	
9 Brentwood .....	103	2	...	1	104	...	...	5	...	
10 Chesterbrook-Langly—	98	...	1	2	97	1	...	2	...	
11 Chesterbrook .....	668	25	27	27	693	1	...	6	18	
12 Langly .....	189	7	20	2	214	...	...	3	2	
13 Clarendon .....	121	22	2	1	144	...	...	11	...	
14 Colesville .....	45	...	2	2	47	...	...	2	...	
15 Four Corners .....	14	...	2	...	14	...	...	1	...	
16 Lay Hill .....	33	3	...	...	36	...	...	7	7	
17 Dumfries—	88	2	...	...	90	...	...	5	1	
18 Bethel .....	77	1	...	...	68	...	...	4	3	
19 Dumphries .....	...	...	...	...	...	...	...	...	...	
20 Forest Hill .....	...	...	...	...	...	...	...	...	...	
21 Quantico .....	...	...	...	...	...	...	...	...	...	
22 East Fairfax—	27	...	...	2	25	...	...	...	...	
23 Accotink .....	108	12	4	3	121	...	...	7	11	
24 Anandale .....	65	1	4	1	69	...	...	1	...	
25 Franconia .....	68	4	...	1	71	...	...	2	...	
26 Lincolna .....	58	...	...	...	58	...	...	2	...	
27 Sydenstricker .....	136	...	...	...	132	...	...	1	...	
28 Fairfax—										
29 Andrew Chapel .....										

TABLE No. 1—MEMBERSHIP, CHURCH PROPERTY AND INSURANCE.

	Church Property.										Insurance.				
	Number of Congrega- tions in Charge.	Number of Church Buildings.	Value of Buildings, Equip- ment, and Land.	Indebted- ness.	Number of Parson- ages.	Value of Parson- ages, Fur- nishings, and Land.	Indebted- ness	Value of Other Church Property.	Insurance Carried.	Churches Damaged or De- stroyed.	Parsonages Damaged or De- stroyed.	Amount of Damage.	Loss Collected		
1	1	1	\$10,000	.....	1	\$10,000	.....	\$15,000	\$13,700	.....	.....	.....	.....		
2	1	1	155,000	.....	1	10,000	.....	2,500	94,500	.....	.....	.....	.....		
3	1	1	46,000	\$6,350	1	6,500	\$2,375	.....	23,000	.....	.....	.....	.....		
4	1	1	16,000	800	1	7,000	.....	.....	14,500	.....	.....	.....	.....		
5	1	1	6,000	800	.....	.....	.....	6,000	7,500	.....	.....	.....	.....		
6	1	1	10,000	2,737	.....	.....	.....	.....	9,000	.....	.....	.....	.....		
7	1	1	20,000	1,065	1	3,500	3,600	.....	8,000	.....	.....	.....	.....		
8	1	1	13,000	79	.....	.....	.....	.....	.....	.....	.....	.....	.....		
9	1	1	12,500	611	.....	.....	.....	.....	7,500	.....	.....	.....	.....		
10	1	1	35,000	.....	1	10,000	3,300	12,500	21,000	.....	.....	.....	.....		
11	1	1	19,000	6,300	1	6,000	4,922	.....	10,000	.....	.....	.....	.....		
12	1	1	14,000	7,500	1	8,000	.....	.....	8,000	.....	.....	.....	.....		
13	1	1	8,000	.....	.....	.....	.....	.....	2,500	.....	.....	.....	.....		
14	1	1	3,000	.....	.....	.....	.....	.....	600	.....	.....	.....	.....		
15	1	1	2,000	.....	.....	.....	.....	.....	.....	.....	.....	.....	.....		
16	1	1	3,000	.....	1	3,000	.....	.....	4,000	.....	.....	.....	.....		
17	1	1	2,500	.....	.....	.....	.....	.....	.....	.....	.....	.....	.....		
18	.....	1	.....	.....	.....	.....	.....	.....	.....	.....	.....	.....	.....		
19	1	1	1,500	.....	.....	.....	.....	.....	.....	.....	.....	.....	.....		
20	1	1	4,500	.....	.....	.....	.....	.....	1,500	.....	.....	.....	.....		
21	1	1	2,500	.....	.....	.....	.....	1,000	3,000	.....	.....	.....	.....		
22	1	1	3,000	.....	.....	.....	.....	.....	1,500	.....	.....	.....	.....		
23	1	1	3,000	.....	1	5,000	.....	.....	4,500	.....	.....	.....	.....		
24	1	1	7,000	.....	.....	.....	.....	.....	5,000	.....	.....	.....	.....		



TABLE No. 1—MEMBERSHIP, CHURCH PROPERTY AND INSURANCE.

Washington District—Continued		Membership.										
		Members Reported Last Year, Incl. Local Preachers.	Additions on Pro-fession of Faith.	Additions by Certificate and Otherwise.	Removals and Deaths Otherwise.	Total Membership Including Local Preachers.	Local Preachers.	Number Licensed to Preach.	Infants Baptized	All Others Baptized		
25	Centerville	49	.....	.....	4	45	.....	.....	1	3		
26	Fairfax	153	.....	12	3	164	.....	.....	1	1		
27	Pender	63	.....	.....	5	61	.....	.....	4	.....		
28	Falls Church—	207	.....	24	7	234	.....	.....	2	6		
29	DuIn Chapel	19	.....	2	5	16	.....	.....	.....	.....		
30	Dun Loring	50	.....	.....	1	49	.....	.....	.....	.....		
31	Merrifield	53	.....	.....	3	50	.....	.....	1	.....		
32	Fauquier—	64	.....	4	1	72	.....	.....	.....	5		
33	Auburn	111	.....	.....	2	111	.....	.....	1	2		
34	Calverton	126	.....	.....	.....	126	.....	.....	.....	.....		
35	Cattlet	104	.....	.....	2	102	.....	.....	.....	.....		
36	Midland	809	.....	29	115	734	.....	.....	6	7		
37	Mt. Horeb	119	.....	.....	1	123	.....	.....	.....	1		
38	Fredericksburg	41	.....	.....	.....	41	.....	.....	.....	.....		
39	Herndon	54	.....	6	.....	60	.....	.....	.....	.....		
40	Floris	83	.....	7	.....	90	.....	1	1	.....		
41	Herndon	374	.....	14	28	382	.....	1	19	.....		
42	Hyattsville	64	.....	.....	.....	64	.....	.....	.....	.....		
43	La Plata—	43	.....	.....	.....	43	.....	.....	.....	.....		
44	Bethel	91	.....	.....	3	95	.....	.....	2	.....		
45	Chickamauxen	17	.....	12	.....	38	.....	.....	3	1		
46	Dentsville	114	.....	4	2	118	.....	.....	3	1		
47	Indian Head	90	.....	.....	2	88	.....	.....	3	.....		
48	La Plata	70	.....	.....	1	72	.....	.....	.....	4		
49	Pisgah	294	.....	2	2	304	.....	.....	1	5		
50	Shiloh	37	.....	1	.....	38	.....	.....	.....	.....		
	Leesburg		.....	.....	.....		.....	.....	.....	.....		
	Sycolin		.....	.....	.....		.....	.....	.....	.....		

TABLE No. 1—MEMBERSHIP, CHURCH PROPERTY AND INSURANCE.

Number of Congrega- tions in Charge.	Church Property.							Insurance.				
	Number of Church Buildings.	Value of Buildings, Equip- ment, and Land.	Indebted- ness.	Number of Parson- ages.	Value of Parson- ages, Fur- nishings, and Land.	Indebted- ness.	Value of Other Church Property.	Insurance Carried.	Churches or De- amaged or De- stroyed.	Parsonages Damaged or De- stroyed.	Amount of Damage.	Loss Collected
25	1	2,800	.....	1	7,800	150	.....	1,000	.....	.....	.....	.....
26	1	11,000	.....	1	7,800	150	.....	9,500	.....	.....	.....	.....
27	1	2,600	.....	1	10,000	350	.....	1,000	.....	.....	.....	.....
28	1	30,000	.....	1	10,000	350	.....	28,500	.....	.....	.....	.....
29	1	5,000	.....	1	.....	.....	.....	2,500	.....	.....	.....	.....
30	1	8,000	.....	1	.....	.....	.....	2,500	.....	.....	.....	.....
31	1	1,500	.....	1	.....	.....	.....	2,500	.....	.....	.....	.....
32	1	4,000	.....	1	.....	.....	.....	2,500	.....	.....	.....	.....
33	1	5,000	.....	1	5,000	.....	.....	2,800	.....	.....	.....	.....
34	1	4,000	.....	1	5,000	.....	.....	5,300	.....	.....	.....	.....
35	1	4,000	.....	1	.....	.....	.....	2,500	.....	.....	.....	.....
36	1	5,000	.....	1	.....	.....	.....	3,000	.....	.....	.....	.....
37	1	55,000	.....	1	17,000	.....	20,600	31,000	.....	.....	.....	.....
38	1	3,000	.....	1	.....	.....	.....	2,000	.....	.....	.....	.....
39	1	3,000	.....	1	.....	.....	2,000	5,000	.....	.....	.....	.....
40	1	6,000	.....	1	6,000	.....	.....	2,000	.....	.....	.....	.....
41	1	85,000	.....	1	12,000	2,300	.....	10,000	.....	.....	.....	.....
42	1	5,000	.....	1	.....	.....	.....	22,500	.....	.....	.....	.....
43	1	4,000	.....	1	.....	.....	.....	1,200	.....	.....	.....	.....
44	1	4,000	.....	1	.....	.....	.....	1,200	.....	.....	.....	.....
45	1	4,000	.....	1	.....	.....	.....	.....	.....	.....	.....	.....
46	1	5,000	2,000	1	6,000	400	.....	3,000	.....	.....	.....	.....
47	1	3,500	.....	1	.....	.....	.....	7,000	.....	.....	.....	.....
48	1	3,500	.....	1	.....	.....	.....	1,200	.....	.....	.....	.....
49	2	30,000	2,200	1	8,500	.....	1,500	28,000	.....	.....	.....	.....
50	.....	6,000	.....	.....	.....	.....	.....	.....	.....	.....	.....	.....





TABLE No. 1—MEMBERSHIP, CHURCH PROPERTY AND INSURANCE.

Washington District—Continued	Membership.										
	Members Reported Last Year, Incl. Local	Additions on Profession of Faith.	Additions by Certificates and Otherwise.	Removals by Death and Otherwise.	Present Total Membership Including Local	Local Preachers.	Local Preachers.	Number Licensed to Preach.	Infants Baptized.	All Others Baptized.	
76 Ebenezer .....	106	.....	.....	1	105	.....	.....	.....	.....	.....	
77 New Hope .....	143	.....	.....	.....	143	.....	.....	.....	.....	10	
78 Old Andrew .....	55	.....	.....	.....	55	.....	.....	.....	6	.....	
79 Register .....	117	.....	.....	.....	117	.....	.....	.....	.....	.....	
80 Rock Hill .....	53	.....	.....	.....	53	.....	.....	.....	.....	.....	
Sterling—											
81 Arcola .....	38	6	.....	.....	44	.....	.....	.....	2	6	
82 Greenwood .....	49	5	.....	.....	56	.....	.....	.....	.....	5	
83 Pleasant Valley .....	137	15	2	2	152	.....	.....	.....	.....	15	
84 Ryan .....	66	17	2	2	83	1	.....	.....	1	17	
85 Sterling .....	78	.....	.....	1	77	.....	.....	.....	.....	.....	
Sudley—											
86 Fairview .....	13	1	.....	.....	14	.....	.....	.....	.....	1	
87 Gainesville .....	153	.....	.....	7	146	.....	.....	.....	.....	.....	
88 Sudley .....	190	14	.....	6	198	.....	.....	.....	1	.....	
Warrenton—											
89 Bethel .....	78	22	2	.....	102	1	.....	.....	.....	21	
90 Hebron .....	48	.....	.....	.....	48	.....	.....	.....	.....	.....	
91 Soldiers Memorial .....	45	.....	.....	.....	45	.....	.....	.....	.....	.....	
92 Warrenton .....	248	14	7	2	267	.....	.....	.....	2	.....	
Washington City—											
93 Calvary .....	222	4	7	6	234	1	.....	.....	1	7	
94 Emory .....	1,010	51	61	247	875	1	1	.....	11	.....	
95 Epworth .....	1,441	52	60	245	1,308	2	.....	.....	.....	.....	
96 Francis Asbury .....	940	28	92	36	1,024	1	.....	.....	15	10	
97 Marvin .....	242	11	2	2	253	2	.....	.....	4	13	
98 Mt. Rainier .....	637	14	20	10	661	1	.....	.....	17	4	
99 Mt. Vernon Place .....	2,975	78	170	178	3,045	1	.....	.....	36	15	
100 St. Paul .....	390	26	24	77	363	.....	.....	.....	4	8	
Total .....	19,965	765	863	1,275	20,352	27	1	350	308		



TABLE No. 1—MEMBERSHIP, CHURCH PROPERTY AND INSURANCE.

	Church Property.							Insurance.					
	Number of Congrega- tions in Charge.	Number of Church Buildings.	Value of Buildings, Equip- ment, and Land.	Indebted- ness.	Number of Parson- ages.	Value of Parson- ages, Fur- nishings, and Land.	Indebted- ness.	Value of Other Church Property.	Insurance Carried.	Churches Damaged or De- stroyed.	Parsonages Damaged or De- stroyed.	Amount of Damage.	Loss Collected
76	1	1	4,000	.....	..	.....	.....	.....	.....	.....	.....	.....	.....
77	1	1	6,000	.....	.....	.....	.....	.....	.....	.....	.....	.....	.....
78	1	1	2,000	.....	.....	.....	.....	.....	.....	.....	.....	.....	.....
79	1	1	4,000	.....	.....	.....	.....	.....	.....	.....	.....	.....	.....
80	1	1	1,000	.....	.....	.....	.....	.....	.....	.....	.....	.....	.....
81	1	1	2,400	.....	.....	.....	.....	.....	.....	.....	.....	.....	.....
82	1	1	2,500	.....	.....	.....	.....	.....	.....	.....	.....	.....	.....
83	1	1	3,100	.....	.....	.....	.....	.....	.....	.....	.....	.....	.....
84	1	1	2,800	.....	.....	.....	.....	.....	.....	.....	.....	.....	.....
85	1	1	2,800	.....	1	.....	.....	.....	.....	.....	.....	.....	.....
86	1	1	1,000	.....	.....	.....	.....	.....	.....	.....	.....	.....	.....
87	1	1	4,000	.....	1	.....	.....	.....	.....	.....	.....	.....	.....
88	1	1	10,000	.....	.....	.....	.....	.....	.....	.....	.....	.....	.....
89	1	1	4,500	.....	.....	.....	.....	.....	.....	.....	.....	.....	.....
90	1	1	1,000	.....	.....	.....	.....	.....	.....	.....	.....	.....	.....
91	1	1	2,000	.....	.....	.....	.....	.....	.....	.....	.....	.....	.....
92	1	1	37,000	.....	.....	.....	.....	.....	.....	.....	.....	.....	.....
93	1	1	40,000	.....	1	.....	.....	.....	.....	.....	.....	.....	.....
94	1	1	140,000	.....	1	.....	.....	.....	.....	.....	.....	.....	.....
95	1	1	217,000	.....	1	.....	.....	.....	.....	.....	.....	.....	.....
96	1	1	248,391	.....	.....	.....	.....	.....	.....	.....	.....	.....	.....
97	1	1	35,000	.....	.....	.....	.....	.....	.....	.....	.....	.....	.....
98	1	1	64,500	.....	.....	.....	.....	.....	.....	.....	.....	.....	.....
99	1	1	425,000	.....	.....	.....	.....	.....	.....	.....	.....	.....	.....
100	1	1	100,000	.....	.....	.....	.....	.....	.....	.....	.....	.....	.....
	98	99	\$2,174,191	\$205,848	36	\$280,275	\$37,045	\$115,700	\$1,120,175	1	.....	\$450	\$450

TABLE No. 2—CHURCH PAPERS TAKEN, WOMAN'S WORK, LAY ACTIVITIES, EPWORTH LEAGUES AND SUNDAY SCHOOLS

Washington District		Christian Literature.				Woman's Work.				Lay Activities.			
		Number of Methodist Families	Subscribers to General Organ	Subscribers to Conference Organ	Number of Societies	Members	Raised for Local Work	Amount sent to Conference	Treasurer	Number of Wesley Brothers	Members	Number in Fellowship	
1	Alexandria—												
2	Del Ray .....	200	2	40	1	100	\$108	\$338				15	
	Washington Street .....	650	8	80	1	220	696	430					
3	Ballston-Central—												
	Arlington .....	140	2	18	2	39	343	92					
4	Beltsville-Branchville—												
5	Beltsville .....	90	2	14	1	7	200	54					
6	Branchville .....	60	...	11	1	8	238	40					
7	Bethesda .....	95	...	6	1	46	679	156	1			2	
8	Brentwood .....	101	1	9	1	27	191	89					
9	Chesterbrook-Langly—												
10	Chesterbrook .....	54	...	2	1	14	300	...					
11	Langly .....	55	...	6	1	37	240	75					
12	Clarendon .....	272	35	20	1	184	928	720					
13	Community Church .....	85	13	5	1	48	52	109					
14	Colesville—												
15	Colesville .....	45	2	12	1	25	72	50					
16	Four Corners .....	25	...	3	...	...	...	...					
17	Lay Hill .....	5	...	...	...	...	...	...					
18	Dumphries—												
19	Bethel .....	...	...	1	1	15	61	5					
20	Dumphries .....	...	1	4	1	20	86	33					
21	Forest Hill .....	...	...	1	1	20	44	24					
22	Quantico .....	...	...	...	...	...	...	...					
23	East Fairfax—												
24	Accotink .....	...	...	...	...	...	...	...					
25	Anandale .....	41	...	8	1	19	475	114					
26	Franconia .....	23	...	3	...	...	...	...					
27	Lincolnia .....	27	1	6	...	...	...	...					
28	Sydenstricker .....	20	...	2	...	...	...	...					
29	Fairfax—												
30	Andrew Chapel .....	70	1	7	2	30	178	83				30	

TABLE No. 2—CHURCH PAPERS TAKEN, WOMAN'S WORK, LAY ACTIVITIES, EPWORTH LEAGUES AND SUNDAY SCHOOLS.

Local Church Schools.

Local Church	Boards of Ch. Education	Number of Church Schools	Officers and Teachers	Scholars in Children's Division	Scholars in Young People's Division	Scholars in Adult Division	Total Enrollment including Officers and Teachers	Total Enrollment Last Year	Number of Scholars Joining the Church	Churches Having Week-Day Meetings with Children	Churches Having Vacation Schools	Number Taking Training Courses	Raised on Church School Day	Raised for Missions	Raised for All Other Purposes
1	1	1	33	329	185	137	704	600	27	1	...	9	\$10	\$800	\$1,443
2	1	1	82	370	210	343	1,005	985	40	...	1	75	25	393	3,038
3	1	1	42	189	83	62	412	389	22	...	1	37	11	50	730
4	1	1	21	134	48	23	226	187	8	...	...	6	8	61	222
5	1	1	12	61	34	32	139	112	...	...	...	4	5	7	553
6	1	1	20	111	58	18	207	199	...	1	1	7	7	68	435
7	1	1	25	110	40	40	226	209	5	...	...	...	8	126	251
8	1	1	14	61	20	5	100	86	2	...	1	6	5	4	362
9	1	1	11	54	43	33	141	127	1	...	...	10	8	107	545
10	1	1	59	229	208	164	660	649	24	1	1	40	17	362	1,227
11	1	1	16	86	87	18	207	236	7	...	1	8	...	...	467
12	1	1	16	65	45	11	143	138	22	1	1	...	...	...	144
13	1	1	9	25	23	30	87	78	...	...	...	...	...	...	144
14	...	...	...	...	...	...	...	...	...	...	...	...	...	...	...
15	1	1	4	45	10	8	67	75	3	...	...	...	...	8	23
16	1	1	15	110	36	21	178	147	...	...	...	1	...	30	107
17	1	1	6	34	16	10	66	72	1	...	...	...	2	13	43
18	...	...	...	...	...	...	...	...	...	...	...	...	...	...	...
19	...	...	...	14	8	13	40	42	...	...	...	...	...	...	53
20	1	1	25	147	44	26	262	173	11	...	1	5	2	95	395
21	1	1	6	23	12	17	58	43	3	...	...	...	...	19	79
22	1	1	8	22	10	12	52	71	3	...	...	1	...	31	70
23	1	1	5	22	8	7	42	45	...	...	...	...	...	17	33
24	1	1	13	36	47	30	126	127	...	...	...	22	...	60	300

TABLE No. 2—CHURCH PAPERS TAKEN, WOMAN'S WORK, LAY ACTIVITIES, EPWORTH LEAGUES AND SUNDAY SCHOOLS.

Washington District—Continued		Christian Literature.			Woman's Work.				Lay Activities.		
		Number of Methodist Families	Subscribers to General Organ	Subscribers to Conference Organ	Number of Societies	Members	Raised for Local Work	Amount sent to Conference	Number of Wesley Brother-hoods	Members	Number in Fellowship of Steward-ship
25	Centerville	29	..	2	1	14	400	..	..	12	..
26	Fairfax	75	3	15	2	40	719	..	..	40	..
27	Pender	35	..	5	1	20	200	..	..	20	..
28	Falls Church—	110	2	16	1	28	507	..	..	..	..
29	Duin Chapel	8	1	2	..	..	..	..	..	..	..
29	Dun Loring	18	..	2	..	..	190	..	..	..	..
30	Merrifield	..	..	..	..	..	..	..	..	..	..
31	Fauquier—	10	..	..	..	..	..	..	..	..	..
31	Auburn	21	..	4	1	17	104	..	..	..	..
32	Calverton	32	1	4	1	22	200	..	..	..	..
33	Catlett	35	..	3	1	16	49	..	..	..	..
34	Midland	34	..	3	..	..	..	..	..	..	..
35	Mt. Horeb	390	3	29	1	78	241	..	..	..	..
36	Fredericksburg	..	..	..	..	..	..	..	..	..	..
36	Herndon—	48	..	4	1	11	250	..	..	..	..
37	Arnon	18	..	4	..	..	..	..	..	..	..
38	Dranesville	22	..	6	..	..	..	..	..	..	..
39	Floris	34	2	12	1	30	305	..	..	..	..
40	Herndon	160	2	10	1	50	232	..	..	..	..
41	Hyattsville	..	..	..	..	..	..	..	..	..	..
41	La Plata—	23	..	7	..	..	..	..	..	..	..
42	Bethel	15	..	3	..	..	..	..	..	..	..
43	Chickamauxen	41	..	2	..	..	..	..	..	..	..
44	Dentsville	30	..	3	..	..	..	..	..	..	..
45	Indian Head	47	..	3	..	..	..	..	..	..	..
46	La Plata	73	..	14	1	16	75	..	..	..	..
47	Pisgah	32	..	4	..	..	..	..	..	..	..
47	Shiloh	150	7	18	1	24	50	..	..	..	..
48	Leesburg—	15	..	4	..	..	..	..	..	..	..
49	Leesburg	..	..	..	..	..	..	..	..	..	..
50	Sycolin	..	..	..	..	..	..	..	..	..	..

TABLE No. 2—CHURCH PAPERS TAKEN, WOMAN'S WORK, LAY ACTIVITIES, EPWORTH LEAGUES AND SUNDAY SCHOOLS.

Local Church Schools.

Local Church Boards of Ch. Education	Number of Church Schools	Officers and Teachers	Scholars in Children's Division	Scholars in Young Peoples Division	Scholars in Adult Division	Total Enrollment including Officers and Teachers	Total Enrollment Last Year	Number of Scholars Joining the Church	Churches Having Meetings with Children	Churches Having Vacation Schools	Number Taking Training Courses	Raised on Church School Day	Raised for Missions	Raised for All Other Purposes
25	1	6	14	15	14	49	44	...	...	...	1	...	15	50
26	1	20	68	45	47	180	164	8	...	...	25	4	160	530
27	1	6	44	32	24	106	92	3	...	...	9	4	60	110
28	1	18	88	26	96	228	180	9	...	...	18	7	186	355
29	...	...	...	...	...	...	...	...	...	...	...	...	...	...
30	1	8	16	18	12	54	57	...	...	...	1	...	7	47
31	...	...	...	...	...	...	...	...	...	...	...	...	...	...
32	1	6	8	16	8	30	30	5	...	...	5	...	10	44
33	1	7	27	22	35	91	52	1	...	...	10	4	37	102
34	1	7	20	31	20	71	60	...	...	...	7	...	15	63
35	1	5	15	25	21	61	49	...	...	...	2	...	19	74
36	1	48	153	294	257	753	759	8	...	...	19	...	58	1,289
37	1	11	40	37	27	115	112	2	...	...	...	15	...	128
38	1	10	24	20	18	72	65	...	...	...	...	7	...	118
39	1	11	28	35	30	104	99	...	...	...	2	2	...	160
40	1	13	52	38	38	140	135	...	...	...	2	3	...	129
41	1	33	175	114	167	456	412	11	...	...	15	11	258	716
42	1	8	10	10	15	43	39	...	...	...	...	...	10	43
43	1	6	17	14	13	50	48	...	...	...	...	6	16	66
44	1	7	18	28	15	68	75	7	...	...	1	...	19	97
45	1	10	64	35	20	129	71	7	...	...	...	3	35	110
46	1	9	19	20	15	63	80	5	...	...	1	...	37	107
47	1	15	37	22	25	99	84	...	...	...	2	...	102	166
48	1	10	36	45	35	126	61	3	...	...	...	...	48	88
49	1	10	45	55	75	185	165	8	...	...	5	...	170	180
50	...	4	15	10	10	39	39	...	...	...	...	...	36	25



TABLE No. 2—CHURCH PAPERS TAKEN, WOMAN'S WORK, LAY ACTIVITIES, EPWORTH LEAGUES AND SUNDAY SCHOOLS.

Washington District—Continued		Christian Literature.			Woman's Work.				Lay Activities.		
		Number of Methodist Families	Subscribers to General Organ	Subscribers to Conference Organ	Number of Societies	Members	Raised for Local Work	Amount sent to Conference Treasurer	Number of Wesley-Brotherhoods	Members	Number in Fellowship of Stewardship
51	Manassas—	14	..	4	..	..	..	..	..	..	..
52	Burke .....	50	2	22	1	22	..	..	..	..	..
	Grace .....										
	Nokesville—										
53	Asbury .....	19	..	1	1	8	17	8	..	..	..
54	Nokesville .....	41	..	9	1	17	67	39	..	..	..
55	Orlando .....	8	..	1	..	..	..	..	..	..	..
56	Providence .....	12	..	1	1	..	..	..	..	..	..
57	Woodlawn .....	22	..	4	1	10	..	8	..	..	..
	Ocoquan—										
58	Cranford Memorial .....	45	..	..	..	..	..	..	..	..	..
59	Lee Chapel .....	14	..	..	..	..	..	..	..	..	..
60	Ocoquan .....	61	..	10	1	18	109	105	..	..	..
61	Silver Brook .....	12	..	1	..	..	..	..	..	..	..
62	Woodbridge .....	29	..	1	..	..	..	..	..	..	..
63	Potomac .....	42	1	6	..	..	..	..	..	..	..
	Prince George—										
64	Brookfield .....	8	..	1	..	..	..	..	..	..	..
65	Calvary .....	43	..	6	1	10	133	22	..	..	..
66	Emmanuel .....	73	1	12	1	18	183	43	..	..	..
67	Forest Grove .....	46	..	3	1	15	196	47	..	..	..
68	Providence .....	32	..	4	1	13	155	34	..	..	..
	Remington—										
69	Grace .....	78	..	8	1	20	17	10	..	..	..
70	Liberty .....	27	..	2	..	..	..	..	..	..	..
71	Morrisville .....	55	1	6	1	24	54	25	..	..	..
72	Remington .....	55	1	8	1	16	56	82	..	..	..
73	Rockville .....	126	4	25	1	42	560	227	..	..	..
	Stafford—										
74	Andrew Chapel .....	21	..	3	..	..	..	..	..	..	..
75	Antioch .....	19	..	3	..	..	..	..	..	..	..

TABLE No. 2—CHURCH PAPERS TAKEN, WOMAN'S WORK, LAY ACTIVITIES, EPWORTH LEAGUES AND SUNDAY SCHOOLS.

Local Church Schools.

Local Church Boards of Ch. Education	Number of Church Schools	Officers and Teachers	Scholars in Children's Division	Scholars in Young Peoples Division	Scholars in Adult Division	Total Enrollment including Officers and Teachers	Total Enrollment Last Year	Number of Scholars Joining the Church	Churches Having Week-Day Meetings with Children	Churches Having Vacation Schools	Number Taking Training Courses	Raised on Church School Day	Raised for Missions	Raised for All Other Purposes
1	1	26	68	42	112	248	215	6	1	1	1	1	16	324
2	1	7	12	8	10	37	36	2	1	1	4	1	16	35
3	1	7	22	28	5	62	63	6	1	1	1	1	16	67
4	1	7	22	28	5	62	63	6	1	1	1	1	16	67
5	1	7	22	28	5	62	63	6	1	1	1	1	16	67
6	1	7	22	28	5	62	63	6	1	1	1	1	16	67
7	1	7	22	28	5	62	63	6	1	1	1	1	16	67
8	1	11	29	10	17	63	57	5	1	1	1	1	160	35
9	1	11	59	45	36	151	142	3	1	1	1	5	160	240
10	1	11	24	18	13	62	171	3	1	1	1	5	143	18
11	1	11	64	43	67	174	171	3	1	1	3	5	143	278
12	1	7	26	9	19	54	42	1	1	1	1	3	24	35
13	1	10	57	20	110	197	187	7	1	1	3	5	164	1,196
14	1	7	14	12	5	38	36	1	1	1	2	4	8	33
15	1	10	49	33	20	112	104	5	1	1	2	4	25	71
16	1	12	55	30	20	117	123	7	1	1	2	4	35	105
17	1	8	43	17	12	80	92	1	1	1	2	9	35	116
18	1	8	24	41	26	99	127	1	1	1	2	14	4	116
19	1	8	30	38	26	102	117	9	1	1	2	4	4	76
20	1	6	12	9	10	37	41	1	1	1	1	7	15	12
21	1	10	25	23	22	80	87	15	1	1	1	2	20	93
22	1	9	30	40	29	108	101	15	1	1	5	19	150	146
23	1	18	101	55	90	278	217	12	1	1	5	19	150	845
24	1	12	18	15	17	50	56	12	1	1	1	15	15	387
25	1	6	10	12	8	36	36	12	1	1	1	12	12	257

TABLE No. 2—CHURCH PAPERS TAKEN, WOMAN'S WORK, LAY ACTIVITIES, EPWORTH LEAGUES AND SUNDAY SCHOOLS.

Washington District—Continued		Christian Literature.				Woman's Work.					Lay Activities.			
		Number of Methodist Families	Subscribers to General Organ	Subscribers to Conference Organ	Number of Societies	Members	Raised for Local Work	Amount sent to Conference	Number of Wesley Brother-hoods	Members	Number in Fellowship of Stewardship			
76	Ebenezer	41	.....	13	.....	.....	.....	.....	.....	.....	.....	.....	.....	.....
77	New Hope	40	.....	10	.....	.....	.....	.....	.....	.....	.....	.....	.....	.....
78	Old Andrew	20	.....	3	.....	.....	.....	.....	.....	.....	.....	.....	.....	.....
79	Register	24	.....	5	.....	.....	.....	.....	.....	.....	.....	.....	.....	.....
80	Rock Hill	5	.....	1	.....	.....	.....	.....	.....	.....	.....	.....	.....	.....
	Sterling—													
81	Arcola	18	.....	6	.....	.....	.....	.....	.....	.....	.....	.....	.....	.....
82	Greenwood	14	.....	6	.....	.....	.....	.....	.....	.....	.....	.....	.....	.....
83	Pleasant Valley	69	.....	8	.....	.....	.....	.....	.....	.....	.....	.....	.....	.....
84	Ryan	40	.....	13	.....	.....	.....	.....	.....	.....	.....	.....	.....	.....
85	Sterling	40	.....	12	.....	.....	.....	.....	.....	.....	.....	.....	.....	.....
	Sudley—													
86	Fairview	5	.....	1	.....	.....	.....	.....	.....	.....	.....	.....	.....	.....
87	Gainsville	30	.....	17	.....	.....	.....	.....	.....	.....	.....	.....	.....	.....
88	Sudley	57	.....	20	.....	.....	.....	.....	.....	.....	.....	.....	.....	.....
	Warrenton—													
89	Bethel	37	.....	4	.....	.....	.....	.....	.....	.....	.....	.....	.....	.....
90	Hebron	18	.....	2	.....	.....	.....	.....	.....	.....	.....	.....	.....	.....
91	Soldier's Memorial	23	.....	2	.....	.....	.....	.....	.....	.....	.....	.....	.....	.....
92	Warrenton	128	.....	14	.....	.....	.....	.....	.....	.....	.....	.....	.....	.....
	Washington City—													
93	Calvary	112	.....	3	.....	.....	.....	.....	.....	.....	.....	.....	.....	.....
94	Emory	30	.....	3	.....	.....	.....	.....	.....	.....	.....	.....	.....	.....
95	Epworth	.....	.....	15	.....	.....	.....	.....	.....	.....	.....	.....	.....	.....
96	Francis Asbury	560	.....	7	.....	.....	.....	.....	.....	.....	.....	.....	.....	.....
97	Marvin	150	.....	31	.....	.....	.....	.....	.....	.....	.....	.....	.....	.....
98	Mt. Rainier	353	.....	22	.....	.....	.....	.....	.....	.....	.....	.....	.....	.....
99	Mt. Vernon Place	.....	.....	25	.....	.....	.....	.....	.....	.....	.....	.....	.....	.....
100	St. Paul	155	.....	3	.....	.....	.....	.....	.....	.....	.....	.....	.....	.....
	Total	6,480	181	1,073	60	2,450	\$16,245	\$10,965	2	157	17			

TABLE No. 2.—CHURCH PAPERS TAKEN, WOMAN'S WORK, LAY ACTIVITIES, EPWORTH LEAGUES AND SUNDAY SCHOOLS.

Local Church Schools.

Local Church	Boards of Ch. Education	Number of Church Schools	Officers and Teachers	Scholars in Children's Division	Scholars in Young People's Division	Scholars in Adult Division	Total Enrollment including Officers and Teachers	Total Enrollment Last Year	Number of Scholars Joining the Church	Churches Having Week-Day Meetings with Children	Churches Having Vacation Schools	Number Training Courses	Raised on Church School Day	Raised for Missions	Raised for All Other Purposes
76	..	1	12	22	18	30	82	79	..	1	..	..	..	28	447
77	1	1	12	48	64	25	149	147	..	1	..	..	..	40	800
78	..	1	..	11	16	21	54	55	11	..	..	..	..	24	270
79	1	1	..	18	12	16	44	55	..	..	..	..	3	20	728
80	..	..	..	..	..	..	..	..	..	..	..	..	..	..	166
81	1	1	10	18	13	10	53	53	..	..	..	..	2	10	35
82	1	1	10	17	19	22	68	63	..	..	..	..	4	16	50
83	1	1	16	30	57	46	149	141	..	..	..	..	6	50	250
84	1	1	12	17	25	30	84	76	..	..	..	..	3	22	125
85	1	1	10	17	23	12	62	61	..	..	..	..	3	20	30
86	..	..	2	4	5	5	18	33	1	..	..	2	..	..	7
87	..	..	6	11	20	12	43	43	..	..	..	3	..	..	37
88	..	..	11	15	26	60	101	128	12	..	..	2	8	..	65
89	..	..	6	12	10	10	38	48	12	..	..	..	3	..	15
90	..	..	5	10	5	4	24	46	..	..	..	..	..	..	10
91	..	..	4	10	6	2	23	..	..	..	..	..	..	..	12
92	1	1	21	86	53	44	214	220	8	..	..	..	8	161	404
93	1	1	16	36	27	71	150	163	4	..	..	3	6	208	186
94	1	1	53	193	239	231	719	732	50	1	..	42	25	154	2,472
95	1	1	68	394	233	506	1,201	1,203	35	..	..	10	20	1,500	..
96	1	1	55	124	124	308	611	529	48	..	..	26	31	343	2,932
97	1	1	45	50	21	66	159	203	..	..	..	1	4	394	342
98	1	1	22	191	119	205	551	526	14	..	..	35	10	180	1,272
99	1	1	79	331	281	595	1,286	1,275	48	1	..	22	50	1,148	6,436
100	1	1	34	52	71	122	279	279	31	..	..	6	..	115	..
	71	92	1,488	5,793	4,326	5,224	16,807	16,066	696	13	33	529	\$447	\$8,366	\$37,255

TABLE No. 3—FINANCE.

Washington District		Presiding Elder.		Preacher in Charge		District Work.		General and Conference Work	
		Appor- tioned.	Paid.	Appor- tioned.	Paid.	Appor- tioned.	Paid.	Appor- tioned.	Paid.
1	Alexandria— Del Ray—C. M. Hesser.....	\$189	\$189	\$2,700	\$2,700	\$28	\$28	\$1,100	\$540
2	Washington Street—John Paul Tyler.....	295	295	4,200	4,200	45	45	2,000	2,000
3	Ballsston-Central	90	90	1,440	1,440	18	18	425	400
4	Beltsville-Branchville—G. J. Cooper								
5	Branchville.....	76	76	1,080	1,080	12	12	315	274
	Total.....	50	50	720	720	8	8	210	171
6	Bethesda—F. J. Cockrell (III)	126	126	1,800	1,800	20	20	525	445
7	Brentwood—C. M. Harris (IV)	66	66	1,500	1,500	10	10	210	210
	Total.....	91	91	1,380	1,380	15	15	525	500
8	Chesterbrook-Langley—Estrus Gruver	35	35	460	460	7	7	.....	100
9	Langley.....	35	35	700	700	7	7	.....	100
	Total.....	70	70	1,160	1,160	14	14	.....	200
10	Clarendon.....	217	217	3,100	3,100	36	36	1,122	1,122
11	Community Church	98	98	1,600	1,600	10	10	225	225
12	Colesville—P. H. Groseclose								
13	Colesville.....	40	40	640	640	8	8	145	145
14	Four Corners.....	30	30	400	400	5	5	80	80
15	Lay Hill								
	Total.....	70	70	1,040	1,040	13	13	225	225
16	Dumpherles—A. H. Shumate								
17	Bethel.....	5	5	125	125	2	2	70	24
18	Dumpherles.....	20	20	300	300	6	6	112	47
	Forest Hill	12	12	175	175	4	4	91	34
	Quantico.....								
	Total.....	37	37	600	600	12	12	273	105
19	East Fairfax—S. M. Egglehart								
20	Accothink.....	33	33	600	600	10	10	235	235
	Anandale.....								



Financial Exhibit—Raised During the Year.

	Golden Cross	Mission Specials	Superannuate Endowment	Superannuate Homes	Orphanages	Churches and Parsonages	Insurance Premiums	Incidentals	All Other Purposes	Total Amount Raised by Woman's Missionary Societies	Total Amount Raised by Brotherhoods	Total Amount Raised by Church Schools	Total	Less Items Reported Twice	Grand Total for Year
1	...	\$30	...	...	\$85	\$55	\$23	\$725	\$1,263	\$446	...	\$1,819	\$7,903	\$749	\$7,154
2	...	1,400	...	...	250	3,300	256	5,455	1,916	1,826	...	3,456	23,899	115	23,784
3	...	32	...	...	26	1,330	...	348	210	436	...	730	5,046	513	4,533
4	...	5	...	...	64	513	41	60	123	254	...	291	2,798	197	2,601
5	...	...	...	...	16	172	34	...	37	278	...	565	2,051	324	1,727
6	...	...	...	...	80	685	75	60	160	532	...	856	4,849	521	4,328
7	...	...	...	...	10	...	19	...	3,486	835	...	509	6,673	752	5,921
8	...	...	...	...	32	1,263	33	295	405	280	...	385	4,697	435	4,262
9	...	...	...	...	28	185	...	...	8	303	...	370	1,496	214	1,282
10	...	...	...	...	35	333	20	...	99	315	...	660	2,304	300	2,004
11	...	140	...	...	63	578	20	2,118	107	618	...	1,030	3,800	514	3,286
12	...	...	...	...	80	250	168	...	1,400	1,648	...	1,606	11,885	379	11,506
13	...	...	...	...	35	875	...	718	2,205	161	...	467	6,394	501	5,893
14	...	...	...	...	33	3,259	28	300	...	122	...	200	4,775	200	4,575
15	...	...	...	...	18	560	12	82	...	...	...	223	1,410	100	1,310
16	...	...	...	...	...	3,819	40	382	...	122	...	423	6,185	300	5,885
17	...	...	...	...	6	...	...	10	...	66	...	36	274	47	227
18	...	...	...	...	24	50	16	40	...	119	...	137	759	77	682
19	...	...	...	...	8	40	...	10	...	68	...	58	409	23	386
20	...	...	...	...	38	90	16	60	...	253	...	231	1,442	147	1,295
21	...	...	...	...	2	56	8	72	6	590	...	53	125	...	125
22	...	...	...	...	26	551	16	...	2	...	...	494	2,629	588	2,041

TABLE No. 8.—FINANCE.

Washington District—Continued		Presiding Elder.		Prencher in Charge.		District Work.		General and Conference Work.		
		Appor- tioned.	Paid.	Appor- tioned.	Paid.	Appor- tioned.	Paid.	Appor- tioned.	Assumed.	Paid.
21	Franconia . . . . .	15	15	250	250	3	3	58	58	58
22	Lincolnia . . . . .	27	27	400	400	6	6	116	116	116
23	Sydenstricker . . . . .	12	12	100	100	2	2	32	32	32
	Total . . . . .	87	87	1,350	1,350	21	21	441	441	441
24	Fairfax—R. C. Maxwell . . . . .	46	46	633	633	8	8	250	227	227
25	Andrew Chapel . . . . .	15	15	176	176	2	2	80	71	71
26	Centerville . . . . .	57	57	890	890	9	9	320	378	378
27	Fairfax . . . . .	15	15	201	201	2	2	80	71	71
	Pender . . . . .	133	133	1,900	1,900	21	21	730	747	747
	Total . . . . .	133	133	1,900	1,900	21	21	730	747	747
28	Falls Church—P. C. Helmintoller, Jr. . . . .	97	97	1,395	1,395	10	10	506	486	486
29	DuIn Chapel . . . . .	17	17	220	220	5	5	22	22	22
30	Dun Loring . . . . .	12	12	185	185	5	5	53	53	53
	Merrifield . . . . .	126	126	1,800	1,800	20	20	581	561	561
	Total . . . . .	126	126	1,800	1,800	20	20	581	561	561
31	Fauquier—B. T. Price . . . . .	2	2	75	75	2	2	15	15	15
32	Auburn . . . . .	22	22	315	315	4	4	60	60	60
33	Calverton . . . . .	29	29	435	435	5	5	106	106	106
34	Catlett . . . . .	27	27	325	325	5	5	80	80	80
35	Midland . . . . .	25	25	350	350	4	4	64	64	64
	Mt. Horeb . . . . .	105	105	1,500	1,500	20	20	620	620	620
	Total . . . . .	200	200	2,700	2,700	34	34	1,268	1,268	1,268
35a	Fredericksburg—R. B. Clagett . . . . .	23	23	317	317	5	5	131	131	131
36	Herndon—W. B. Bryant (IV) . . . . .	12	12	183	183	5	5	78	78	78
37	Arnon . . . . .	23	23	323	323	5	5	131	131	131
38	Dranesville . . . . .	26	26	377	377	5	5	170	170	170
39	Floris . . . . .	84	84	1,200	1,200	20	20	510	510	510
	Herndon . . . . .	182	182	2,700	2,700	20	20	740	740	740
	Total . . . . .	182	182	2,700	2,700	20	20	740	740	740
40	Hyattsville—J. R. Wood . . . . .									

Financial Exhibit—Raised During the Year.

Golden Cross	Mission Specials	Superannate Endowment	Superannate Homes	Orphanages	Churches and Parsonages	Insurance Premiums	Incidentals	All Other Purposes	Total Amount Raised by Woman's Missionary Societies	Total Amount Raised by Brotherhoods	Total Amount Raised by Church Schools	Total	Less Items Reported Twice	Grand Total for Year
21	..	..	..	11	63	15	15	12	..	..	89	529	19	510
22	..	..	..	16	340	14	50	4	..	..	101	1,074	31	1,043
23	..	..	..	5	11	8	..	15	..	..	52	237	17	220
24	..	..	..	33	1,021	61	137	39	590	787	360	4,594	655	3,939
25	..	..	..	1	246	24	..	10	261	65	65	1,895	200	1,695
26	..	..	..	55	479	8	..	10	400	922	690	1,232	420	812
27	..	..	..	42	1,070	74	130	47	200	..	170	4,552	1,000	3,552
28	..	..	..	32	1,831	116	130	67	1,733	..	1,285	8,431	1,700	6,731
29	..	..	..	8	1,444	..	118	552	837	..	541	5,532	958	4,574
30	..	..	..	10	..	10	12	2	..	..	..	296	..	296
31	..	..	..	50	450	16	10	37	..	..	54	832	7	825
32	..	..	..	..	1,894	26	140	591	857	..	595	6,660	965	5,695
33	..	..	..	..	..	..	12	..	..	..	..	106	..	106
34	..	..	..	12	120	..	25	..	137	..	54	749	10	739
35	..	..	..	11	132	..	34	..	236	..	143	1,143	37	1,106
36	..	..	..	16	108	..	12	..	74	..	78	745	15	730
37	..	..	..	8	55	..	15	..	..	..	96	628	19	609
38	..	..	..	47	415	..	15	..	447	..	371	3,271	81	3,190
39	..	..	..	275	1,178	..	881	1,898	711	..	1,889	11,055	871	10,184
40	..	..	..	16	584	21	..	5	270	..	136	1,538	220	1,318
41	..	..	..	20	210	10	37	5	..	..	136	689	18	671
42	..	..	..	56	858	18	10	6	..	..	160	1,620	25	1,595
43	..	..	..	48	1,511	12	30	10	..	..	170	2,803	291	2,512
44	..	..	..	140	3,163	40	40	15	337	..	594	6,650	554	6,096
45	..	..	..	..	1,470	80	117	35	607	..	974	8,512	230	8,282
46	..	..	..	..	100	114	1,705	..	507	..	..	..	..	..

TABLE No. 3.—FINANCE.

Washington District—Continued		Presiding Elder.		Preacher in Charge.		District Work.		General and Conference Work.		
		Appor- tioned.	Paid.	Appor- tioned.	Paid.	Appor- tioned.	Paid.	Appor- tioned.	Assumed	Paid.
41	La Plata—H. H. Hoyt									
42	Bethel	10	199	10	199	2	2	75	47	47
43	Chicamauxen	10	190	10	190	2	2	85	57	57
44	Dentsville	30	395	30	395	4	4	72	44	44
45	Indian Head	20	290	20	290	2	2	70	42	42
46	La Plata	25	384	25	384	5	5	108	80	65
47	Pisgah	35	455	35	455	6	6	169	169	169
48	Shiloh	20	330	20	330	4	4	89	61	61
49	Total	150	2,309	150	2,248	25	25	668	500	485
50	Leesburg—J. H. Bean									
51	Leesburg	120	2,200	120	2,200	27	27	800	800	800
52	Sycolin	40	160	40	160	...	...	100	100	100
53	Total	160	2,360	160	2,360	27	27	900	900	900
54	Mannassas—H. P. Baker									
55	Burke	20	300	20	300	3	3	...	52	52
56	Grace	119	1,900	119	1,900	12	12	...	341	341
57	Total	139	2,200	139	2,200	15	15	...	393	393
58	Nokesville—C. S. Clarkson (III)									
59	Asbury	7	117	7	117	3	3	52	52	52
60	Nokesville	16	215	16	230	4	4	110	110	110
61	Orlando	2	45	2	45	...	...	20	20	20
62	Providence	4	70	4	70	2	2	25	25	25
63	Woodlawn	9	103	9	114	3	3	55	55	55
64	Total	38	550	38	576	12	12	262	262	262
65	Ocoquan—D. N. Calvert									
66	Cranford Memorial	41	565	41	566	5	5	...	175	175
67	Ocoquan	57	880	57	880	5	5	...	275	275
68	Silverbrook	8	116	8	116	4	4	...	50	50
69	Woodbridge	14	188	14	188	4	4	...	50	50
70	Lee Chapel	...	33	...	33	...	...	...	...	...
71	Total	120	1,753	120	1,783	18	18	...	550	550
72	Potomac—K. D. Swecker	44	800	44	800	18	18	...	283	283

Financial Exhibit—Raised During the Year.

	Golden Cross	Mission Specials	Superannuate Endowment	Superannuate Homes	Orphanages	Churches and Parsonages	Insurance Premiums	Incidentals	All Other Purposes	Total Amount Raised by Women's Missionary Societies	Total Amount Raised by Brotherhoods	Total Amount Raised by Church Schools	Total	Less Items Reported Twice	Grand Total for Year
41	..	..	..	..	14	52	4	50	7	..	..	53	438	10	428
42	..	..	..	..	8	75	5	65	6	..	..	88	476	21	455
43	..	..	..	..	13	250	..	65	2	..	..	116	919	69	850
44	..	..	..	..	2	1,050	18	65	7	..	..	148	1,644	74	1,570
45	..	..	..	..	19	30	17	115	5	..	\$30	107	802	47	755
46	..	..	..	..	46	175	7	70	130	125	..	268	1,486	86	1,400
47	..	..	..	..	15	60	7	50	4	..	..	136	687	57	630
48	..	..	..	..	117	1,692	58	450	161	125	30	916	6,452	364	6,088
49	..	..	..	..	26	50	101	350	400	150	..	350	4,574	170	4,404
50	..	..	..	..	33	185	..	30	20	..	..	51	619	..	619
51	..	..	..	..	59	235	101	380	420	150	..	401	5,193	170	5,023
52	..	..	..	..	40	..	..	..	..	..	..	..	415	..	415
53	..	..	..	..	25	3,712	4	1,060	362	56	..	324	7,915	385	7,530
54	..	..	..	..	65	3,712	4	1,060	362	56	..	324	8,230	385	7,845
55	..	..	..	..	2	4	..	..	..	25	..	35	245	..	245
56	..	..	..	..	29	231	18	126	111	112	..	83	1,070	35	1,035
57	..	..	..	..	..	3	..	..	..	..	..	..	70	..	70
58	..	..	..	..	..	13	..	..	..	..	..	..	116	..	116
59	..	..	..	..	5	3	..	..	..	..	..	..	233	..	233
60	..	..	..	..	38	254	18	126	111	9	35	35	1,734	35	1,699
61	..	..	..	..	25	439	51	48	131	146	..	153	1,881	292	1,589
62	..	..	..	..	30	97	5	132	209	213	..	426	2,329	280	2,049
63	..	..	..	..	2	1	8	..	..	..	..	..	189	88	101
64	..	..	..	..	2	386	8	9	98	..	..	62	821	85	736
65	..	..	..	..	..	300	31	..	52	..	..	18	434	..	434
66	..	..	..	..	59	1,233	103	189	490	213	..	906	5,654	745	4,909
67	..	..	..	..	42	300	38	800	50	..	..	1,320	3,695	250	3,445



TABLE No. 3.—FINANCE.

	Presiding Elder.		Preacher in Charge.		District Work.		General and Conference Work.		
	Appor- tioned.	Paid.	Appor- tioned.	Paid.	Appor- tioned.	Paid.	Appor- tioned.	Assumed.	Paid.
<b>Washington District—Continued</b>									
63	14	14	177	177	2	177	2	50	50
64	16	16	300	300	4	300	4	80	80
65	40	40	700	700	8	700	8	250	250
66	28	28	400	400	7	400	7	130	130
67	28	28	400	400	4	400	4	70	70
	126	126	1,977	1,977	25	1,977	25	580	580
	22	22	250	250	6	250	6	53	53
68	16	16	150	150	4	150	4	28	28
69	22	22	300	300	9	300	9	78	78
70	30	30	500	500	11	500	11	104	104
71	90	90	1,200	1,200	30	1,200	30	263	263
	168	168	2,400	2,400	34	2,400	34	1,000	1,000
72	16	16	256	256	4	256	4	54	54
73	10	10	160	160	4	160	4	24	24
74	20	20	320	320	5	320	5	54	54
75	20	20	320	320	6	320	6	166	166
76	10	10	160	160	3	160	3	25	25
77	15	15	240	240	5	240	5	64	64
78	9	9	144	144	3	144	3	13	13
79	100	100	1,600	1,600	30	1,600	30	400	400
	13	13	165	165	2	165	2	21	21
80	12	12	160	160	2	160	2	21	21
81	25	25	331	331	5	331	5	176	176
82	20	20	273	273	5	273	5	80	80
83	14	14	271	271	3	271	3	70	70
84	84	84	1,200	1,200	17	1,200	17	368	376

Financial Exhibit—Raised During the Year.

	Golden Cross	Mission Specials	Superannuate Endowment	Superannuate Homes	Orphanages	Churches and Parsonages	Insurance Premiums	Incidentals	All Other Purposes	Total Amount Raised by Woman's Missionary Societies	Total Amount Raised by Brotherhoods	Total Amount Raised by Church Schools	Total	Less Items Reported Twice	Grand Total For Year
63	..	..	..	..	14	275	3	6	..	..	..	45	586	..	586
64	..	..	..	..	32	169	12	40	..	155	..	96	904	90	814
65	..	..	..	..	32	853	17	93	..	226	..	144	2,363	..	2,363
66	..	..	..	..	21	196	25	195	..	243	..	155	1,400	100	1,300
67	..	..	..	..	28	108	..	26	..	189	..	130	983	14	969
68	..	..	..	..	127	1,691	57	360	..	813	..	570	6,236	204	6,032
69	..	..	..	..	21	95	17	22	22	27	..	84	619	26	593
70	..	..	..	..	4	94	10	12	..	..	..	12	330	..	330
71	..	..	..	..	24	87	3	48	42	79	..	115	807	77	730
72	..	..	..	..	52	249	..	66	21	138	..	168	1,339	90	1,249
73	..	..	..	..	101	525	30	148	85	244	..	379	3,095	193	2,902
74	..	..	..	..	226	638	51	491	600	787	..	845	7,240	310	6,930
75	..	..	..	..	19	..	8	16	43	..	..	15	431	15	416
76	..	..	..	..	4	16	6	12	25	..	..	12	273	12	261
77	..	..	..	..	20	..	..	12	35	..	..	28	527	12	515
78	..	..	..	..	25	..	..	29	45	..	..	24	810	40	770
79	..	..	..	..	19	..	9	23	211	..	..	124	413	24	389
80	..	..	..	..	27	..	17	54	41	191	..	28	841	20	821
81	..	..	..	..	4	..	..	..	200	..	..	..	173	..	173
82	..	..	..	..	118	16	48	169	565	191	..	231	3,468	123	3,345
83	..	..	..	..	3	..	..	10	..	..	..	47	261	..	261
84	..	..	..	..	6	..	..	15	..	..	..	69	292	..	292
85	..	..	..	..	78	..	7	50	..	..	..	306	983	..	983
86	..	..	..	..	12	..	12	30	..	8	..	180	590	..	590
87	..	..	..	..	10	..	4	30	..	..	..	103	515	..	515
88	..	..	..	..	109	..	37	135	..	8	..	675	2,641	..	2,641

TABLE No. 3—FINANCE.

	Presiding Elder.		Preacher in Charge.		District Work.		General and Conference Work.		
	Appor- tioned.	Paid.	Appor- tioned.	Paid.	Appor- tioned.	Paid.	Appor- tioned.	Assumed.	Paid.
<b>Washington District—Continued</b>									
85	7	7	50	50	4	10	47	20	20
	20	20	300	300	4	5	138	60	60
86	40	40	600	600	12	5	276	120	120
87	67	67	950	950	20	20	461	200	200
	67	67	950	950	20	20	461	200	200
88	6	6	100	150	3	3	.....	.....	.....
89	3	3	50	50	3	3	.....	.....	.....
90	3	3	50	50	.....	.....	.....	.....	.....
91	100	100	1,600	1,600	15	15	400	300	300
	112	112	1,800	1,850	21	21	400	300	300
	112	112	1,800	1,850	21	21	400	300	300
<b>Washington City:</b>									
92	147	147	2,100	2,100	26	26	830	630	630
93	280	280	4,000	4,000	45	45	1,417	1,417	1,417
94	280	280	4,000	4,000	60	60	2,336	2,336	2,336
95	252	252	4,000	4,000	27	27	.....	1,387	1,387
96	89	89	1,500	1,600	27	27	580	540	540
97	168	168	2,400	2,400	20	20	1,072	1,072	1,072
98	555	555	6,500	6,500	108	108	5,078	5,078	5,078
99	165	165	2,800	2,800	23	23	871	500	500
	165	165	2,800	2,800	23	23	871	500	500
Total.....	\$5,440	\$5,440	\$79,389	\$79,709	\$973	\$973	\$27,314	\$25,923	\$28,916

Financial Exhibit—Raised During the Year.

	Golden Cross	Mission Specials	Supernumate Endowment	Supernumate Homes	Orphanages	Churches and Parsonages	Insurance Premiums	Incidentals	All Other Purposes	Total Amount Raised by Woman's Mis- sionary Societies	Total Amount Raised by Brotherhoods	Total Amount Raised by Church Schools	Total	Less Items Reported Twice	Grand Total for Year
85	..	..	..	..	7	20	4	2	10	..	..	7	137	..	137
86	..	..	..	..	10	30	8	5	20	110	..	37	605	66	539
87	..	..	..	..	22	75	40	25	75	308	..	65	1,375	265	1,110
88	..	..	..	..	39	125	52	32	105	418	..	109	2,117	331	1,786
89	..	..	..	..	..	..	6	..	..	106	..	25	296	..	296
90	..	..	..	..	..	..	..	..	..	..	..	15	71	..	71
91	..	..	..	..	..	..	..	..	..	..	..	10	72	..	72
92	..	..	..	..	..	..	..	..	..	..	..	660	4,257	161	4,096
93	..	..	..	..	35	396	81	131	270	669	..	710	4,696	161	4,535
94	..	..	..	..	35	396	96	131	270	775	..	400	5,467	165	5,302
95	..	..	..	..	112	361	161	815	206	446	10	2,916	14,613	200	14,413
96	..	..	..	..	625	..	27	..	5,088	840	..	4,616	21,546	1,729	19,817
97	..	..	..	..	121	9,198	272	4,928	511	1,993	..	3,366	28,277	1,479	26,798
98	..	..	..	..	95	3,540	169	6,669	992	2,327	..	736	4,840	52	4,788
99	..	..	..	..	550	25,741	..	651	22,589	4,039	..	1,462	10,597	1,236	9,361
99	..	..	..	..	17	3,016	..	49	5,035	766	..	1,713	14,084	500	13,584
	\$5	\$3,598	\$51	..	\$4,019	\$74,467	\$2,896	\$30,681	\$52,183	\$26,807	\$40	\$46,629	\$356,417	\$17,577	\$338,840

TABLE No. 1—MEMBERSHIP, CHURCH PROPERTY AND INSURANCE.

Winchester District.		Membership.													
		Members Reported Last Year, Incl. Local Preachers.	Additions on Profession of Faith.	Additions by Certif. and Otherwise.	Removals and by Death Otherwise.	Total Membership Present Including Local Preachers.	Local Preachers.	Number Licensed to Preach.	Infants Baptized.	All Others Baptized.					
1	Berkeley—														
2	Bedington . . . . .	181	5	1	4	183	..	..	..	..	..	..	..	..	5
3	Butler's Chapel . . . . .	67	..	..	..	67	..	..	..	..	..	..	..	..	1
	Hedgesville . . . . .	241	..	2	4	239	..	..	..	..	..	..	..	..	1
	Berryville—														
4	Duncan Memorial . . . . .	490	22	8	9	511	..	..	..	..	..	..	..	..	17
5	Marvin Chapel . . . . .	175	6	4	..	185	..	..	..	..	..	..	..	..	6
	Brucetown—														
6	Brucetown . . . . .	156	8	3	4	167	..	..	..	..	..	..	..	..	3
7	Burnt Factory . . . . .	90	2	7	..	99	..	..	..	..	..	..	..	..	1
8	Crums . . . . .	64	5	3	..	72	..	..	..	..	..	..	..	..	1
9	Stephenson . . . . .	145	5	21	2	169	..	..	..	..	..	..	..	..	1
10	Welltown . . . . .	79	2	1	..	77	..	..	..	..	..	..	..	..	1
11	Brunswick . . . . .	254	8	5	28	239	..	..	..	..	..	..	..	..	2
	Charles Town—														
12	Bethany . . . . .	48	10	..	1	57	..	..	..	..	..	..	..	..	7
13	Charles Town . . . . .	754	13	14	20	761	..	..	..	..	..	..	..	..	6
	Edinburg—														
14	Edinburg . . . . .	221	6	3	16	214	..	..	..	..	..	..	..	..	5
15	Wesley Chapel . . . . .	128	2	..	6	124	..	..	..	..	..	..	..	..	2
	Frederick—														
16	Carpers Valley . . . . .	74	..	..	3	71	..	..	..	..	..	..	..	..	..
17	Lamps Memorial . . . . .	35	..	..	1	34	..	..	..	..	..	..	..	..	..
18	Macedonia . . . . .	108	8	5	5	116	..	..	..	..	..	..	..	..	6
19	Paxton . . . . .	71	2	..	14	59	..	..	..	..	..	..	..	..	..
20	Relief . . . . .	100	9	2	17	94	..	..	..	..	..	..	..	..	7
21	Round Hill . . . . .	50	..	..	7	43	..	..	..	..	..	..	..	..	..
22	Front Royal . . . . .	669	31	19	21	698	..	..	..	..	..	..	..	..	20





TABLE No. 1—MEMBERSHIP, CHURCH PROPERTY AND INSURANCE.

Winchester District—Continued		Membership.										
		Members Reported Last Year,	Incl. Local Preachers.	Additions on Profession of Faith.	Additions by Certificate and Otherwise.	Removals and by Death	Otherwise.	Present Total Membership Including Local Preachers.	Local Preachers.	Number Licensed to Preach.	Infants Baptized.	All Others Baptized.
23	Hamilton-Purcellville—											
24	Bethany.....	232		31	5	8	310	.....	.....	.....	14	.....
25	Harmony.....	243		1	8	5	244	.....	.....	.....	1	.....
26	Hillsboro-Bluemont—											
27	Bluemont.....	140		12	3	4	157	.....	.....	.....	1	12
28	Hillsboro.....	65		1	.....	2	64	.....	.....	.....	.....	.....
29	James Chapel.....	16		.....	.....	.....	16	.....	.....	.....	.....	.....
30	Philemont.....	78		.....	.....	.....	78	.....	.....	.....	.....	.....
31	Round Hill.....	130		.....	1	6	125	.....	.....	.....	.....	.....
32	Salem.....	94		1	.....	.....	95	.....	.....	.....	4	1
33	Jefferson—											
34	Kabetown.....	125		16	1	.....	142	.....	.....	.....	.....	14
35	Leetown.....	94		.....	1	1	94	.....	.....	.....	.....	.....
36	Middletown.....	124		1	3	3	125	.....	.....	.....	2	1
37	Oakland.....	82		2	1	.....	85	.....	.....	.....	.....	2
38	Summit Point.....	155		.....	3	1	157	.....	.....	.....	.....	.....
39	Linden—											
40	Happy Creek.....	42		.....	1	.....	43	.....	.....	.....	.....	.....
41	Howisville.....	32		.....	.....	9	23	.....	.....	.....	.....	.....
42	Hume.....	16		.....	.....	.....	16	.....	.....	.....	.....	.....
43	Linden.....	111		6	11	5	123	.....	.....	.....	1	6
44	Markham.....	46		1	.....	.....	47	.....	.....	.....	1	1
45	Loudoun—											
46	Bloomfield.....	69		.....	.....	2	67	.....	.....	.....	.....	.....
47	Cool Spring.....	32		.....	.....	.....	32	.....	.....	.....	.....	.....
48	Paris.....	73		2	.....	1	74	.....	.....	.....	.....	2
49	Unison.....	111		6	.....	1	116	.....	.....	.....	.....	5
50	Upperville.....	123		.....	1	4	120	.....	.....	.....	.....	.....

TABLE No. 1—MEMBERSHIP, CHURCH PROPERTY AND INSURANCE.

	Church Property.										Insurance.				
	Number of Congrega- tions in Chare.	Number of Church Buildings.	Value of Buildings, Equip- ment, and Land.	Indebted- ness.	Number of Parson- ages.	Value of Parson- ages, Fur- nishings, and Land.	Indebted- ness.	Value of Other Church Property.	Insurance Carried.	Churches Damaged or De- stroyed.	Parsonages Damaged or De- stroyed.	Amount of Damage.	Loss Collected		
24	1	1	50,000	.....	1	5,300	.....	.....	11,615	.....	.....	.....	.....		
25	1	1	25,000	.....	1	.....	.....	.....	15,515	.....	.....	.....	.....		
25	1	1	4,000	.....	.....	.....	.....	.....	3,000	.....	.....	.....	.....		
26	1	1	3,500	.....	1	5,000	.....	.....	3,500	.....	.....	.....	.....		
27	1	1	500	.....	.....	.....	.....	.....	.....	.....	.....	.....	.....		
28	1	1	3,000	.....	.....	.....	.....	.....	2,500	.....	.....	.....	.....		
29	1	1	5,000	.....	.....	.....	.....	.....	4,000	.....	.....	.....	.....		
30	1	1	3,000	.....	.....	.....	.....	.....	1,500	.....	.....	.....	.....		
31	1	1	14,000	.....	.....	.....	.....	.....	.....	.....	.....	.....	.....		
32	1	1	3,000	.....	.....	.....	.....	.....	1,800	.....	.....	.....	.....		
33	1	1	3,500	.....	.....	.....	.....	.....	.....	.....	.....	.....	.....		
34	1	1	3,200	.....	.....	.....	.....	.....	.....	.....	.....	.....	.....		
35	1	1	14,000	.....	1	4,000	.....	.....	7,000	.....	.....	.....	.....		
36	1	1	2,000	.....	.....	.....	.....	.....	1,500	.....	.....	.....	.....		
37	1	1	1,500	.....	.....	.....	.....	.....	.....	.....	.....	.....	.....		
38	1	1	1,500	.....	.....	.....	.....	.....	.....	.....	.....	.....	.....		
39	1	1	4,500	.....	1	4,000	.....	.....	3,000	.....	.....	.....	.....		
40	1	1	4,500	.....	.....	.....	.....	.....	3,000	.....	.....	.....	.....		
41	1	1	2,700	.....	.....	.....	.....	.....	1,200	.....	.....	.....	.....		
42	1	1	2,000	.....	.....	.....	.....	.....	.....	.....	.....	.....	.....		
43	1	1	5,000	.....	.....	.....	.....	.....	3,000	.....	.....	.....	.....		
44	1	1	5,000	.....	.....	.....	.....	.....	1,000	.....	.....	.....	.....		
45	1	1	7,000	.....	1	10,000	.....	.....	10,000	.....	.....	.....	.....		

TABLE No. 1—MEMBERSHIP, CHURCH PROPERTY AND INSURANCE.

	Membership.									
	Members Reported Last Year, Incl. Local Preachers.	Additions on Profession of Faith.	Additions by Certificate and Otherwise.	Removals on Death and Otherwise.	Total Membership Including Local Preachers.	Local Preachers.	Number Licensed to Preach.	Infants Baptized.	All Others Baptized.	
46	202	4	.....	3	203	.....	.....	.....	14	
47	42	1	4	1	46	.....	.....	.....	1	
48	156	3	.....	3	156	.....	.....	.....	3	
49	52	.....	.....	1	51	.....	.....	.....	.....	
50	76	.....	.....	.....	76	.....	.....	.....	.....	
51	972	25	20	18	999	2	1	10	17	
52	33	4	.....	2	35	.....	.....	.....	3	
53	26	1	2	.....	29	.....	.....	.....	1	
54	169	4	6	6	173	.....	.....	2	4	
55	55	2	1	1	57	.....	.....	.....	2	
56	42	3	.....	1	44	.....	.....	.....	3	
57	268	1	6	10	265	.....	.....	4	.....	
58	19	.....	.....	1	18	.....	.....	.....	.....	
59	19	.....	.....	1	18	.....	.....	.....	.....	
60	54	2	.....	.....	56	.....	.....	.....	2	
61	150	10	7	7	160	.....	.....	.....	7	
62	68	.....	1	3	66	.....	.....	.....	.....	
63	53	8	5	1	65	.....	.....	2	7	
64	66	18	1	2	83	.....	.....	1	10	
65	111	.....	4	4	111	.....	.....	.....	.....	
66	225	4	5	11	233	.....	.....	.....	3	
67	140	.....	8	10	139	1	.....	.....	.....	

TABLE No. 1—MEMBERSHIP, CHURCH PROPERTY AND INSURANCE.

	Church Property.										Insurance.				
	Number of Congrega- tions in Charge.	Number of Church Buildings.	Value of Buildings, Equip- ment, and Land.	Indebted- ness.	Number of Parson- ages.	Value of Parson- ages, Fur- nishings, and Land.	Indebted- ness.	Value of Other Church Property.	Insurance Carried.	Churches Damaged or De- stroyed.	Parsonages Damaged or De- stroyed.	Amount of Damage.	Loss Collected		
46	1	1	10,000	.....	1	8,000	.....	.....	13,650	.....	.....	.....	.....		
47	1	1	3,000	.....	.....	.....	.....	.....	.....	.....	.....	.....	.....		
48	1	1	5,000	.....	.....	.....	.....	.....	3,000	.....	.....	.....	.....		
49	1	1	2,000	.....	.....	.....	.....	.....	.....	.....	.....	.....	.....		
50	1	1	2,000	.....	.....	.....	.....	.....	.....	.....	.....	.....	.....		
51	1	1	30,000	.....	1	15,000	.....	15,000	25,600	.....	.....	.....	.....		
52	1	1	4,000	.....	.....	.....	.....	.....	2,000	.....	.....	.....	.....		
53	1	.....	.....	.....	.....	.....	.....	.....	.....	.....	.....	.....	.....		
54	1	1	15,000	.....	1	8,000	.....	.....	13,700	.....	.....	.....	.....		
55	1	1	5,000	.....	.....	.....	.....	.....	.....	.....	.....	.....	.....		
56	1	1	1,500	.....	.....	.....	.....	.....	.....	.....	.....	.....	.....		
57	1	1	50,000	.....	1	4,000	.....	7,300	1,200	.....	.....	.....	.....		
58	1	1	1,500	.....	.....	.....	.....	.....	23,000	.....	.....	.....	.....		
59	1	1	1,500	.....	.....	.....	.....	.....	.....	.....	.....	.....	.....		
60	1	1	3,000	.....	.....	.....	.....	.....	.....	.....	.....	.....	.....		
61	1	1	3,500	.....	1	5,000	.....	.....	1,500	.....	.....	.....	.....		
62	1	1	3,000	.....	.....	.....	.....	.....	.....	.....	.....	.....	.....		
63	1	1	4,500	.....	.....	.....	.....	.....	8,000	.....	.....	.....	.....		
64	1	1	3,500	.....	.....	.....	.....	.....	2,000	.....	.....	.....	.....		
65	1	1	3,500	.....	.....	.....	.....	.....	3,000	.....	.....	.....	.....		
66	1	1	5,000	.....	.....	.....	.....	.....	.....	.....	.....	.....	.....		
67	1	1	4,500	.....	1	4,500	.....	.....	2,000	.....	.....	.....	.....		
				.....			.....	.....	2,700	.....	.....	.....	.....		



TABLE No. 1.—MEMBERSHIP, CHURCH PROPERTY AND INSURANCE.

		Membership.										
		Members Reported Last Year, Incl. Local Preachers.	Additions on Profession of Faith.	Additions by Certificate and Otherwise.	Removals by Death and Otherwise.	Present Total Membership Including Local Preachers.	Local Preachers.	Number Licensed to Preach.	Infants Baptized.	All Others Baptized.		
<b>Winchester District—Continued</b>												
68	Shenandale—											
69	Chestnut Hill.....	110	15	.....	.....	.....	.....	.....	.....	.....	.....	.....
70	Ebenezer.....	44	.....	.....	.....	.....	.....	.....	.....	.....	.....	.....
71	Fairmount.....	85	.....	.....	.....	.....	.....	.....	.....	.....	.....	.....
72	Mt. Carmel.....	78	.....	.....	.....	.....	.....	.....	.....	.....	.....	.....
73	Murrill Hill.....	115	5	.....	.....	.....	.....	.....	.....	.....	.....	.....
74	Providence.....	72	.....	.....	.....	.....	.....	.....	.....	.....	.....	.....
75	Silver Grove.....	69	8	.....	.....	.....	.....	.....	.....	.....	.....	.....
<b>Shenandoah Junction—</b>												
76	Bethel.....	162	5	.....	.....	.....	.....	.....	.....	.....	.....	.....
77	Shenandoah Memorial.....	190	12	.....	.....	.....	.....	.....	.....	.....	.....	.....
78	Williams Memorial.....	142	.....	.....	.....	.....	.....	.....	.....	.....	.....	.....
<b>Shepherdstown—</b>												
79	Bethesda.....	80	.....	.....	.....	.....	.....	.....	.....	.....	.....	.....
80	Marvin.....	50	9	.....	.....	.....	.....	.....	.....	.....	.....	.....
81	Shepherdstown.....	307	16	.....	.....	.....	.....	.....	.....	.....	.....	.....
82	Uvilla.....	122	14	.....	.....	.....	.....	.....	.....	.....	.....	.....
<b>Stevens City—</b>												
83	Fairview.....	51	.....	.....	.....	.....	.....	.....	.....	.....	.....	.....
84	Kernstown.....	153	.....	.....	.....	.....	.....	.....	.....	.....	.....	.....
85	Refuge.....	113	8	.....	.....	.....	.....	.....	.....	.....	.....	.....
86	Stevens City.....	277	.....	.....	.....	.....	.....	.....	.....	.....	.....	.....
<b>Strasburg—</b>												
87	Strasburg.....	408	39	.....	.....	.....	.....	.....	.....	.....	.....	.....
88	Waterlick.....	31	.....	.....	.....	.....	.....	.....	.....	.....	.....	.....
<b>Toms Brook—</b>												
89	Mt. Carmel.....	68	3	.....	.....	.....	.....	.....	.....	.....	.....	.....
90	Mt. Olive.....	91	.....	.....	.....	.....	.....	.....	.....	.....	.....	.....

TABLE No. 1—MEMBERSHIP, CHURCH PROPERTY AND INSURANCE.

	Church Property.							Insurance.					
	Number of Congrega- tions in Charge.	Number of Church Buildings.	Value of Buildings, Equip- ment, and Land.	Indebted- ness.	Number of Parson- ages.	Value of Parson- ages, Furni- shings, and Land.	Indebted- ness.	Value of Other Church Property.	Insurance Carried.	Churches Damaged or De- stroyed.	Parsonages Damaged or De- stroyed.	Amount of Damage.	Loss Collected
88	1	1	2,500	.....	.....	.....	.....	.....	.....	.....	.....	.....	.....
87	1	1	1,500	.....	.....	.....	.....	.....	.....	.....	.....	.....	.....
70	1	1	2,000	.....	.....	.....	.....	.....	.....	.....	.....	.....	.....
71	1	1	2,000	.....	.....	.....	.....	.....	.....	.....	.....	.....	.....
62	1	1	2,000	.....	.....	.....	.....	.....	.....	.....	.....	.....	.....
63	1	1	2,000	.....	.....	.....	.....	.....	.....	.....	.....	.....	.....
74	1	1	10,000	.....	1	3,000	.....	.....	.....	.....	.....	.....	.....
75	1	1	14,000	.....	.....	.....	.....	.....	.....	.....	.....	.....	.....
76	1	1	12,000	.....	.....	.....	.....	.....	.....	.....	.....	.....	.....
77	1	1	3,500	.....	.....	.....	.....	.....	.....	.....	.....	.....	.....
68	1	1	2,500	.....	.....	.....	.....	.....	.....	.....	.....	.....	.....
67	1	1	10,000	.....	.....	.....	.....	.....	.....	.....	.....	.....	.....
82	1	1	2,500	.....	.....	.....	.....	.....	.....	.....	.....	.....	.....
87	1	1	3,500	.....	.....	.....	.....	.....	.....	.....	.....	.....	.....
88	1	1	10,000	.....	.....	.....	.....	.....	.....	.....	.....	.....	.....
89	1	1	5,000	.....	.....	.....	.....	.....	.....	.....	.....	.....	.....
82	1	1	1,500	.....	.....	.....	.....	.....	.....	.....	.....	.....	.....
84	1	1	8,000	.....	.....	.....	.....	.....	.....	.....	.....	.....	.....
88	1	1	1,500	.....	.....	.....	.....	.....	.....	.....	.....	.....	.....
84	1	1	1,500	.....	.....	.....	.....	.....	.....	.....	.....	.....	.....
98	1	1	21,000	.....	.....	.....	.....	.....	.....	.....	.....	.....	.....
98	1	1	32,000	.....	.....	.....	.....	.....	.....	.....	.....	.....	.....
78	1	1	2,500	.....	.....	.....	.....	.....	.....	.....	.....	.....	.....
78	1	1	1,200	.....	.....	.....	.....	.....	.....	.....	.....	.....	.....
88	1	1	3,000	.....	.....	.....	.....	.....	.....	.....	.....	.....	.....

TABLE No. 1—MEMBERSHIP, CHURCH PROPERTY AND INSURANCE.

Winchester District—Continued	Membership.										
	Members Reported Last Year,	Incl. Local Preachers.	Additions on Profession of Faith.	Additions by Certificate and Otherwise.	Removals by Death and Otherwise.	Present Total Membership Including Local Preachers.	Local Preachers.	Number Licensed to Preach.	Infants Baptized.	All Others Baptized.	
90 Oak Level.....	32		1		..... 4	33	.....	.....	.....	1	
91 Toms Brook.....	161		.....	.....	..... 2	158	.....	.....	.....	.....	
92 Union Forge.....	117		.....	.....	..... 1	115	.....	.....	.....	.....	
93 White Chapel.....	42		10	.....	.....	52	.....	.....	.....	.....	
Warren-Riverton—											
94 Asbury.....	78		.....	.....	..... 1	78	.....	.....	.....	.....	
95 Bennetts Chapel.....	95		11	.....	.....	105	.....	.....	.....	11	
96 Bentonville.....	47		2	.....	.....	49	.....	.....	.....	2	
97 Limeton.....	82		.....	.....	..... 2	82	.....	.....	.....	.....	
98 Riverton.....	136		13	3	.....	150	.....	.....	.....	13	
White Post—											
99 Boyce.....	126		10	8	..... 1	143	.....	.....	.....	9	
100 Cedarville.....	43		5	.....	.....	48	.....	.....	.....	4	
101 Millwood.....	67		6	.....	..... 4	69	.....	.....	.....	5	
102 Rockland.....	68		.....	.....	..... 5	63	.....	.....	.....	.....	
103 White Post.....	56		1	2	..... 1	58	.....	.....	.....	.....	
104 Winchester.....	1,146		33	24	33	1,170	.....	.....	.....	18	
105 South Winchester Mission.....	63		8	6	..... 6	77	.....	.....	.....	10	
106 Woodstock.....	500		8	6	..... 16	498	.....	.....	.....	4	
Total.....	15,165		556	279	427	15,562	8	2	157	387	

TABLE No. 1—MEMBERSHIP, CHURCH PROPERTY AND INSURANCE.

	Church Property.										Insurance.				
	Number of Congrega- tions in Charge.	Number of Church Buildings.	Value of Buildings, Equip- ment, and Land.	Indebted- ness.	Number of Parson- ages.	Value of Parson- ages, Furni- shings, and Land.	Indebted- ness.	Value of Other Church Property.	Insurance Carried.	Churches Damaged or De- stroyed.	Parsonages Damaged or De- stroyed.	Amount of Damage.	Loss Collected		
90	1	1	1,200	.....	1	.....	.....	.....	600	.....	.....	.....	.....		
91	1	1	4,000	.....	1	2,500	.....	.....	4,000	.....	.....	.....	.....		
92	1	1	.....	.....	.....	.....	.....	.....	.....	.....	.....	.....	.....		
93	1	1	2,500	.....	.....	.....	.....	.....	.....	.....	.....	.....	.....		
94	1	1	3,000	.....	.....	.....	.....	.....	1,800	.....	.....	.....	.....		
95	1	1	3,000	.....	.....	.....	.....	.....	1,000	.....	.....	.....	.....		
96	1	1	3,000	.....	.....	.....	.....	.....	.....	.....	.....	.....	.....		
97	1	1	3,000	.....	.....	.....	.....	.....	.....	.....	.....	.....	.....		
98	1	1	15,000	.....	1	5,000	.....	.....	11,000	.....	.....	.....	.....		
99	1	1	7,000	.....	.....	.....	.....	.....	3,000	.....	.....	.....	.....		
100	1	1	2,000	.....	.....	.....	.....	.....	2,000	.....	.....	.....	.....		
101	1	1	3,000	.....	.....	.....	.....	.....	2,000	.....	.....	.....	.....		
102	1	1	3,500	.....	.....	.....	.....	.....	2,500	.....	.....	.....	.....		
103	1	1	5,000	.....	.....	.....	.....	.....	3,500	.....	.....	.....	.....		
104	1	1	50,000	.....	.....	.....	.....	.....	4,000	.....	.....	.....	.....		
105	1	1	8,000	.....	.....	.....	.....	.....	28,750	.....	.....	.....	.....		
106	1	1	44,000	.....	.....	.....	.....	.....	24,307	.....	.....	.....	.....		
	106	104	\$897,700	\$19,100	28	\$160,800	\$2,599	\$158,124	\$746,437	.....	.....	.....	.....		

TABLE No. 2.—CHURCH PAPERS TAKEN, WOMAN'S WORK, LAY ACTIVITIES, EPWORTH LEAGUES AND SUNDAY SCHOOLS.

Winchester District.		Christian Literature.				Woman's Work.				Lay Activities.				
		Number of Methodist Families	Subscribers to General Organ	Subscribers to Conference Organ	Number of Societies	Members	Raised for Local Work	Amount sent to Conference	Treasurer	Number of Wesley Brother-hoods	Members	Number in Fellowship of Steward-ship		
1	Berkeley—													
2	Bedington. . . . .	95	1	27	.. . . .	.. . . .	.. . . .	.. . . .	.. . . .	.. . . .	.. . . .	.. . . .	.. . . .	.. . . .
3	Butler's Chapel . . . . .	30	.. . . .	.. . . .	.. . . .	.. . . .	.. . . .	.. . . .	.. . . .	.. . . .	.. . . .	.. . . .	.. . . .	.. . . .
4	Hedgeseville. . . . .	120	1	13	.. . . .	.. . . .	.. . . .	.. . . .	.. . . .	.. . . .	.. . . .	.. . . .	.. . . .	.. . . .
5	Berryville—													
6	Duncan Memorial . . . . .	184	.. . . .	29	.. . . .	.. . . .	.. . . .	.. . . .	.. . . .	.. . . .	.. . . .	.. . . .	.. . . .	.. . . .
7	Marvin Chapel . . . . .	59	.. . . .	9	.. . . .	.. . . .	.. . . .	.. . . .	.. . . .	.. . . .	.. . . .	.. . . .	.. . . .	.. . . .
8	Brucetown—													
9	Brucetown. . . . .	56	1	12	1	30	212	2	.. . . .	.. . . .	.. . . .	.. . . .	.. . . .	.. . . .
10	Burnt Factory . . . . .	42	.. . . .	4	1	26	25	2	.. . . .	.. . . .	.. . . .	.. . . .	.. . . .	.. . . .
11	Crums. . . . .	30	.. . . .	5	1	30	111	2	.. . . .	.. . . .	.. . . .	.. . . .	.. . . .	.. . . .
12	Stephenson. . . . .	52	.. . . .	10	1	28	25	1	.. . . .	.. . . .	.. . . .	.. . . .	.. . . .	.. . . .
13	Welltown. . . . .	32	.. . . .	5	1	18	30	1	.. . . .	.. . . .	.. . . .	.. . . .	.. . . .	.. . . .
14	Brunswick. . . . .	125	1	12	1	18	397	36	.. . . .	.. . . .	.. . . .	.. . . .	.. . . .	6
15	Charles Town—													
16	Bethany. . . . .	14	1	3	1	10	45	.. . . .	.. . . .	.. . . .	.. . . .	.. . . .	.. . . .	.. . . .
17	Charles Town . . . . .	205	5	47	1	47	181	175	.. . . .	.. . . .	.. . . .	.. . . .	.. . . .	.. . . .
18	Edinburg—													
19	Edinburg. . . . .	65	1	30	1	50	.. . . .	238	.. . . .	.. . . .	.. . . .	.. . . .	.. . . .	.. . . .
20	Wesley Chapel. . . . .	40	.. . . .	7	.. . . .	.. . . .	.. . . .	.. . . .	.. . . .	.. . . .	.. . . .	.. . . .	.. . . .	.. . . .
21	Frederick-Carpers Valley—													
22	Carpers Valley . . . . .	35	1	7	.. . . .	.. . . .	.. . . .	.. . . .	.. . . .	.. . . .	.. . . .	.. . . .	.. . . .	.. . . .
23	Lamps Memorial. . . . .	20	.. . . .	6	.. . . .	.. . . .	.. . . .	.. . . .	.. . . .	.. . . .	.. . . .	.. . . .	.. . . .	.. . . .
24	Macedonia. . . . .	57	.. . . .	18	.. . . .	.. . . .	.. . . .	.. . . .	.. . . .	.. . . .	.. . . .	.. . . .	.. . . .	.. . . .
25	Paxton. . . . .	24	.. . . .	16	.. . . .	.. . . .	.. . . .	.. . . .	.. . . .	.. . . .	.. . . .	.. . . .	.. . . .	.. . . .
26	Relief. . . . .	50	.. . . .	14	.. . . .	.. . . .	.. . . .	.. . . .	.. . . .	.. . . .	.. . . .	.. . . .	.. . . .	.. . . .
27	Round Hill. . . . .	25	.. . . .	8	.. . . .	.. . . .	.. . . .	.. . . .	.. . . .	.. . . .	.. . . .	.. . . .	.. . . .	.. . . .
28	Front Royal. . . . .	342	10	35	2	77	153	373	.. . . .	.. . . .	.. . . .	.. . . .	.. . . .	.. . . .



TABLE No. 2.—CHURCH PAPERS TAKEN, WOMAN'S WORK, LAY ACTIVITIES, EPWORTH LEAGUES AND SUNDAY SCHOOLS.

Local Church Schools.

Local Church	Boards of Ch. Education	Number of Church Schools	Officers and Teachers	Scholars in Children's Division	Scholars in Young Peoples Division	Scholars in Adult Division	Total Enrollment including Officers and Teachers	Total Enrollment Last Year	Number of Scholars Joining the Church	Churches Having Week-Day Meetings with Children	Churches Having Vacation Schools	Number Taking Training Courses	Raised on Church School Day	Raised for Missions	Raised for All Other Purposes
1	1	1	20	55	38	81	184	188	6	...	1	...	7	\$155	\$204
2	...	1	5	2	6	3	16	16	...	...	...	...	8	...	...
3	1	1	13	88	64	82	247	263	...	...	1	...	5	157	223
4	1	1	22	120	86	101	329	312	22	...	1	...	5	61	478
5	...	1	10	40	28	45	123	123	8	...	...	...	3	212	76
6	1	1	14	66	40	82	202	195	...	...	...	...	5	105	350
7	1	1	11	11	16	44	106	79	...	...	...	...	5	93	150
8	1	1	12	12	23	25	75	65	...	...	...	...	3	92	103
9	1	1	10	10	68	28	136	151	...	...	...	...	5	105	180
10	1	1	11	10	20	31	92	77	...	...	...	...	3	70	120
11	1	1	15	85	37	59	186	800	...	...	...	...	...	50	475
12	1	1	7	30	10	25	72	65	9	...	1	...	...	110	108
13	1	1	33	126	157	226	586	602	13	...	...	...	...	500	800
14	1	1	14	43	31	83	171	161	9	...	1	18	10	119	352
15	1	1	10	34	41	59	144	139	2	...	1	35	5	46	186
16	1	1	9	16	14	13	48	42	...	...	...	...	3	19	70
17	1	1	6	16	12	15	46	46	...	...	...	...	2	...	14
18	1	1	15	36	28	30	94	84	7	...	...	...	4	16	65
19	1	1	7	9	8	16	36	31	...	...	...	3	...	15	48
20	1	1	10	36	34	50	126	94	9	...	...	5	...	23	110
21	1	1	5	7	4	12	26	24	...	...	...	...	5	8	18
22	1	2	43	220	304	172	739	706	24	...	1	16	20	421	901

TABLE No. 2—CHURCH PAPERS TAKEN, WOMAN'S WORK, LAY ACTIVITIES, EPWORTH LEAGUES AND SUNDAY SCHOOLS.

Winchester District—Continued	Christian Literature.			Woman's Work.				Lay Activities.		
	Number of Methodist Families	Subscribers to General Organ	Subscribers to Conference Organ	Number of Societies	Members	Raised for Local Work	Amount sent to Conference Treasurer	Number of Wesley Brothers	Members	Number in Fellowship of Stewardship
<b>Hamilton-Parcellville—</b>										
23 Bethany.....	155	...	13	1	22	4	50	.....	..	.....
24 Harmony.....	133	3	28	1	30	8	97	.....	..	.....
<b>Hillsboro-Bluemont—</b>										
25 Bluemont.....	14	...	6	1	22	20	66	.....	..	.....
26 Hillsboro.....	25	1	5	.....	.....	.....	.....	.....	..	.....
27 James Chapel.....	5	.....	1	.....	.....	.....	.....	.....	..	.....
28 Philemont.....	15	.....	1	.....	.....	.....	.....	.....	..	.....
29 Round Hill.....	20	.....	11	.....	.....	.....	.....	.....	..	.....
30 Salem.....	18	.....	9	1	19	22	56	.....	..	.....
<b>Jefferson—</b>										
31 Kabletown.....	44	.....	7	.....	.....	.....	.....	.....	..	.....
32 Leetown.....	37	.....	5	.....	.....	.....	.....	.....	..	.....
33 Middletown.....	48	.....	9	.....	.....	.....	.....	.....	..	.....
34 Oakland.....	37	.....	7	.....	.....	.....	.....	.....	..	.....
35 Summit Point.....	60	1	14	1	20	4	60	.....	..	.....
<b>Linden—</b>										
36 Happy Creek.....	9	.....	4	.....	.....	.....	.....	.....	..	.....
37 Houlton.....	6	.....	.....	.....	.....	.....	.....	.....	..	.....
38 Hume.....	4	.....	4	.....	.....	.....	.....	.....	..	.....
39 Linden.....	25	1	9	1	15	46	8	.....	..	.....
40 Markham.....	9	.....	4	.....	.....	.....	.....	.....	..	.....
<b>Loudoun—</b>										
41 Bloomfield.....	21	.....	4	.....	.....	.....	.....	.....	..	.....
42 Cool Spring.....	15	.....	2	.....	.....	.....	.....	.....	..	.....
43 Paris.....	24	.....	8	.....	.....	.....	.....	.....	..	.....
44 Unison.....	28	.....	6	.....	.....	.....	.....	.....	..	.....
45 Upperville.....	35	1	12	.....	.....	.....	.....	.....	..	.....

TABLE No. 2—CHURCH PAPERS TAKEN, WOMAN'S WORK, LAY ACTIVITIES, EPWORTH LEAGUES AND SUNDAY SCHOOLS.

Local Church Schools.

Local Church	Boards of Ch. Education	Number of Church Schools	Officers and Teachers	Scholars in Children's Division	Scholars in Young People's Division	Scholars in Adult Division	Total Enrollment	Number of Scholars Joining the Church	Churches Having Vacation Schools	Number Taking Training Courses	Raised on Church School Day	Raised for Missions	Raised for All Other Purposes
31	1	1	21	63	66	102	252	20	..	..	..	90	426
32	1	1	20	61	46	92	219	..	..	..	..	177	507
33	1	1	7	32	30	71	71	..	..	..	..	18	30
34	1	1	7	16	22	55	45	..	..	..	..	14	20
35	1	1	3	3	..	13	13	..	..	..	..	..	5
36	1	1	5	16	..	38	38	..	..	..	..	8	17
37	1	1	10	21	20	71	91	..	..	..	..	36	43
38	1	1	10	25	23	94	94	..	..	..	6	35	61
39	1	1	10	32	17	19	78	11	..	..	..	..	..
40	1	1	14	43	16	20	93	..	..	1	3	29	100
41	1	1	16	50	57	20	101	1	..	..	..	50	75
42	1	1	16	27	18	42	128	..	..	..	6	77	93
43	1	1	11	24	19	42	103	2	..	1	3	45	61
44	1	1	5	8	12	5	96	..	..	..	..	..	15
45	1	1	..	..	..	..	30	..	..	..	..	..	..
46	1	1	..	..	..	..	..	..	..	..	..	..	..
47	1	1	8	43	23	11	85	6	..	3	..	..	65
48	1	1	5	20	6	15	46	..	..	..	..	..	40
49	1	1	7	3	4	7	21	..	..	..	..	1	8
50	1	1	4	12	..	16	32	..	..	..	..	..	9
51	1	1	5	20	15	12	28	2	..	..	2	6	18
52	1	1	10	16	24	11	36	3	..	..	..	7	38
53	1	1	5	23	19	12	61	..	..	..	..	73	40

TABLE No. 2—CHURCH PAPERS TAKEN, WOMAN'S WORK, LAY ACTIVITIES, EPWORTH LEAGUES AND SUNDAY SCHOOLS

Winchester District—Continued	Christian Literature.				Woman's Work.				Lay Activities.		
	Number of Methodist Families	Subscribers to General Organ	Subscribers to Conference Organ	Number of Societies	Members	Raised for Local Work	Amount sent to Conference Treasurer	Number of Wesley Brother-hoods	Members	Number in Fellowship of Steward-ship	
<b>Marshall—</b>											
46 Marshall.....	65	2	11	1	36	260	116	.....	.....	.....	
47 Orlean.....	11	3	3	1	15	39	36	.....	.....	.....	
48 Rectortown.....	43	2	9	1	21	96	28	.....	.....	.....	
49 The Plains.....	12	1	1	.....	.....	.....	.....	.....	.....	.....	
50 Wesley Chapel.....	16	2	2	.....	.....	.....	.....	.....	.....	.....	
51 Martinsburg.....	260	8	80	1	98	80	160	.....	.....	.....	
<b>Middleburg—</b>											
52 Aldie.....	47	2	.....	.....	.....	.....	.....	.....	.....	.....	
53 Landmark.....	24	1	.....	.....	.....	.....	.....	.....	.....	.....	
54 Middleburg.....	88	1	6	1	21	328	114	.....	.....	.....	
55 Mountville.....	40	2	.....	.....	.....	.....	.....	.....	.....	.....	
<b>Middletown—</b>											
56 Epworth.....	6	3	.....	1	.....	.....	.....	.....	.....	.....	
57 Grace.....	1	13	.....	1	34	131	143	.....	.....	.....	
58 Hites.....	5	1	.....	.....	.....	.....	.....	.....	.....	.....	
<b>Mt. Jackson—</b>											
59 Hamburg.....	6	.....	1	.....	.....	.....	.....	.....	.....	.....	
60 Mt. Clifton.....	14	.....	.....	.....	.....	.....	.....	.....	.....	.....	
61 Mt. Jackson.....	62	1	5	1	22	95	56	.....	.....	.....	
62 Quicksburg.....	27	.....	3	.....	.....	.....	.....	.....	.....	.....	
<b>Ridgeway—</b>											
63 Arden.....	28	.....	2	.....	.....	.....	.....	.....	.....	.....	
64 Darksville.....	35	.....	3	.....	.....	.....	.....	.....	.....	.....	
65 Gerardstown.....	42	.....	4	.....	.....	.....	.....	.....	.....	.....	
66 Paynes Chapel.....	81	.....	3	.....	.....	.....	.....	.....	.....	.....	
67 Rest.....	61	2	5	1	18	107	41	.....	.....	.....	

TABLE No. 2—CHURCH PAPERS TAKEN, WOMAN'S WORK, LAY ACTIVITIES, EPWORTH LEAGUES AND SUNDAY SCHOOLS.

Local Church Schools.

Local Church	Boards of Ch. Education	Number of Church Schools	Officers and Teachers	Scholars in Children's Division	Scholars in Young People's Division	Scholars in Adult Division	Total Enrollment including Officers and Teachers	Total Enrollment Last Year	Number of Scholars Joining the Church	Churches Having Meetings with Children	Churches Having Vacation Schools	Number Taking Training Courses	Raised on Church School Day	Raised for Missions	Raised for All Other Purposes
46	1	1	12	45	57	34	148	147	3	...	1	...	10	143	213
47	1	1	5	5	16	9	30	50	1	...	...	...	6	...	25
48	1	1	9	46	23	30	108	98	3	...	1	...	5	105	93
49	...	...	...	...	...	...	...	...	...	...	...	...	...	...	...
50	1	1	4	5	35	15	59	56	...	...	...	...	...	...	50
51	1	1	45	189	176	315	725	703	17	1	1	30	35	311	1,932
52	1	1	3	4	10	8	25	20	4	...	...	...	...	...	35
53	...	...	...	...	...	...	...	26	...	...	...	...	...	...	...
54	1	1	13	68	33	42	156	108	7	1	1	...	...	44	105
55	1	1	4	11	12	10	37	36	2	...	1	...	...	...	25
56	1	1	8	12	4	25	49	59	...	...	...	...	...	60	30
57	1	1	17	60	51	114	239	235	...	...	1	...	5	200	180
58	...	...	...	...	...	...	...	...	...	...	...	...	...	...	...
59	...	...	...	...	...	...	...	...	...	...	...	...	...	...	...
60	1	1	7	24	17	...	48	61	2	...	...	...	...	7	20
61	1	1	13	41	48	27	129	108	7	...	1	4	4	50	135
62	1	1	8	41	11	17	77	69	...	...	...	...	...	9	88
63	1	1	8	29	24	43	105	89	11	...	1	1	3	70	64
64	1	1	5	18	24	20	67	76	15	...	1	4	...	50	55
65	1	1	15	37	21	59	132	128	...	1	1	5	2	50	85
66	1	1	11	55	47	61	174	144	4	1	1	2	3	115	185
67	1	1	13	28	28	42	121	127	...	1	1	12	4	120	250



TABLE No. 2.—CHURCH PAPERS TAKEN, WOMAN'S WORK, LAY ACTIVITIES, EPWORTH LEAGUES AND SUNDAY SCHOOLS.

Winchester District—Continued		Christian Literature.			Woman's Work.				Lay Activities.			
		Number of Methodist Families	Subscribers to General Organ	Subscribers to Conference Organ	Number of Societies	Members	Raised for Local Work	Amount sent to Conference	Number of Wesley-Brotherhoods	Members	Number in Fellowship	Ship of Steward
68	Shenandale—											
	Chestnut Hill.....	26	1	4	1	20	139	.....	.....	.....	.....	.....
69	Ebenezer.....	19	.....	3	.....	.....	.....	.....	.....	.....	.....	.....
70	Fairmount.....	26	.....	.....	.....	.....	.....	.....	.....	.....	.....	.....
71	Mt. Carmel.....	50	.....	.....	.....	.....	.....	.....	.....	.....	.....	.....
72	Murrill Hill.....	24	.....	2	1	10	6	.....	.....	.....	.....	.....
73	Providence.....	41	2	4	1	16	34	.....	.....	.....	.....	.....
74	Silver Grove.....	15	.....	.....	.....	.....	.....	.....	.....	.....	.....	.....
	Shenandoah Junction—											
75	Bethel.....	60	.....	12	1	18	12	.....	.....	.....	.....	.....
76	Shenandoah Memorial.....	51	.....	13	1	15	.....	.....	.....	.....	.....	.....
77	Williams Memorial.....	43	.....	10	1	15	.....	.....	.....	.....	.....	.....
	Shepherdstown—											
78	Bethesda.....	40	1	7	.....	.....	69	.....	.....	.....	.....	.....
79	Marvin.....	26	.....	3	.....	.....	93	.....	.....	.....	.....	.....
80	Shepherdstown.....	118	2	23	1	36	166	.....	.....	.....	.....	.....
81	Uvilla.....	52	1	12	1	17	206	.....	.....	.....	.....	.....
	Stevens City—											
82	Fairview.....	18	.....	2	.....	.....	.....	.....	.....	.....	.....	.....
83	Kernstown.....	52	1	14	.....	.....	.....	.....	.....	.....	.....	.....
84	Refuge.....	38	.....	3	1	10	9	.....	.....	.....	.....	.....
85	Stevens City.....	98	2	14	1	29	12	.....	.....	.....	.....	.....
	Strasburg—											
86	Strasburg.....	199	5	37	1	50	185	.....	.....	.....	.....	.....
87	Waterlick.....	13	.....	3	1	14	75	.....	.....	.....	.....	.....
	Toms Brook—											
88	Mt. Carmel.....	16	.....	2	.....	.....	.....	.....	.....	.....	.....	.....
89	Mt. Olive.....	21	.....	2	.....	.....	.....	.....	.....	.....	.....	.....

TABLE NO. 2—CHURCH PAPERS TAKEN, WOMAN'S WORK, LAY ACTIVITIES, EPWORTH LEAGUES AND SUNDAY SCHOOLS.

Local Church Schools.

	Local Church Boards of Ch. Education	Number of Church Schools	Officers and Teachers	Scholars in Children's Division	Scholars in Young People's Division	Scholars in Adult Division	Total Enrollment—Officers and Teachers	Total Enrollment Last Year	Number of Scholars Joining the Church	Churches Having Week-Day Meetings with Children	Churches Having Vacation Schools	Number Taking Training Courses	Raised on Church School Day	Raised for Missions	Raised for All Other Purposes
68	1	1	12	47	24	60	143	125	14	..	..	..	1	13	40
69	1	1	6	23	18	24	71	68	..	..	..	..	1	7	20
70	1	1	4	22	10	23	59	55	..	..	..	..	..	..	5
71	1	1	7	31	27	11	76	78	..	..	..	..	1	5	12
72	1	1	13	59	22	75	169	150	3	..	..	..	..	12	36
73	1	1	8	14	14	10	46	95	..	..	..	..	1	6	8
74	1	1	10	48	20	65	143	132	8	..	..	..	..	8	24
75	..	1	11	33	48	10	81	72	5	1	1	4	3	26	..
76	..	1	11	67	50	36	164	136	10	..	..	..	..	61	241
77	..	1	12	33	40	27	100	100	..	..	1	..	..	30	267
78	1	1	6	18	11	12	38	..	..	..	..	1	..	22	115
79	..	..	..	..	..	..	..	..	..	..	..	..	..	..	..
80	..	..	..	..	..	..	..	..	..	..	..	..	..	..	..
81	..	..	..	..	..	..	..	..	..	..	..	..	..	..	..
82	1	1	6	38	18	28	90	88	..	..	..	..	2	..	58
83	1	1	9	55	34	49	147	148	..	1	..	1	2	..	..
84	1	1	12	33	26	32	103	100	8	..	..	1	..	..	101
85	1	1	22	103	50	105	280	275	..	1	..	1	2	..	140
86	1	1	29	161	114	412	416	354	33	1	..	14	5	531	567
87	1	1	10	12	21	12	55	51	..	..	..	..	..	9	31
88	1	1	6	14	12	23	55	55	3	..	..	..	..	9	20
89	1	1	9	21	10	28	68	73	..	..	..	2	5	12	103

TABLE No. 2—CHURCH PAPERS TAKEN, WOMAN'S WORK, LAY ACTIVITIES, EPWORTH LEAGUES AND SUNDAY SCHOOLS.

	Christian Literature.				Woman's Work.				Lay Activities.										
	Number of Methodist Families	Subscribers to General Organ	Subscribers to Conference Organ	Number of Societies	Members	Raised for Local Work	Amount sent to Conference Treasurer	Number of Wesley Brother-hoods	Members	Number in Fellowship of Stewardship									
Winchester District—Continued																			
90	17	...	2	...	...	...	...	...	...	...	...	...							
91	34	1	7	1	15	4	38	...	...	...	...	...							
92	29	...	5	...	...	...	...	...	...	...	...	...							
93	11	...	2	...	...	...	...	...	...	...	...	...							
Warren-Riverton—																			
94	20	...	6	...	...	...	...	...	...	...	...	...							
95	30	...	2	...	...	...	...	...	...	...	...	...							
96	15	...	2	...	...	...	...	...	...	...	...	...							
97	20	...	2	...	...	...	...	...	...	...	...	...							
98	40	...	3	...	...	...	...	...	...	...	...	...							
White Post—																			
99	52	7	7	1	22	106	60	...	...	...	...	...							
100	20	...	...	...	...	...	...	...	...	...	...	...							
101	30	3	...	...	...	...	...	...	...	...	...	...							
102	25	1	4	1	20	10	35	...	...	...	...	...							
103	24	1	2	...	...	...	...	...	...	...	...	...							
104	450	5	65	1	110	927	833	...	...	...	...	...							
105	20	1	5	1	24	43	15	...	...	...	...	...							
106	190	1	24	1	64	76	166	...	...	...	...	...							
Total.....											5,516	108	961	44	1,232	\$4,591	\$3,660	.....	6

TABLE No. 2—CHURCH PAPERS TAKEN, WOMAN'S WORK, LAY ACTIVITIES, EPWORTH LEAGUES AND SUNDAY SCHOOLS.

Local Church Schools.

Local Church Boards of Ch. Education	Number of Church Schools	Officers and Teachers	Scholars in Children's Division	Scholars in Young Peoples Division	Scholars in Adult Division	Total Enrollment	Number of Scholars Joining the Church	Churches Having Week-Day Meetings with Children	Churches Having Vacation Schools	Number Taking Training Courses	Raised on Church School Day	Raised for Missions	Raised for All Other Purposes
90	1	7	5	6	12	30	1	...	...	...	...	...	20
91	1	11	39	38	28	121	...	...	...	...	...	60	212
92	1	20	40	32	15	134	...	...	...	...	1	10	76
93	1	7	16	7	5	39	8	...	...	...	1	...	14
94	1	6	21	...	19	46	...	...	...	...	...	...	26
95	1	7	21	15	14	57	...	...	...	...	...	...	20
96	...	...	...	...	...	...	...	...	...	...	...	...	...
97	1	7	35	14	19	75	...	...	...	...	...	...	35
98	1	12	33	29	28	102	...	...	...	...	...	...	115
99	1	11	40	30	39	120	6	...	...	...	3	25	109
100	1	10	25	22	14	71	4	...	...	...	4	...	81
101	1	6	20	12	18	85	3	...	...	...	...	14	51
102	1	7	20	15	25	67	...	...	...	...	...	15	25
103	1	8	23	16	14	61	...	...	...	...	3	20	68
104	1	50	195	170	279	694	20	...	...	...	11	300	1,111
105	1	7	35	44	32	118	11	...	...	...	...	20	52
106	1	22	87	88	108	277	9	...	...	...	10	83	1,379
90	97	1,125	3,825	3,330	4,232	12,111	374	9	32	198	\$260	\$5,075	\$15,546

TABLE No. 3.—FINANCE.

Winchester District.		Presiding Elder.		Preacher in Charge.		District Work.		General and Conference Work.							
		Appor- tioned.	Paid.	Appor- tioned.	Paid.	Appor- tioned.	Paid.	Appor- tioned.	Assumed.	Paid.					
											Appor- tioned.	Paid.	Appor- tioned.	Assumed.	Paid.
1	Berkeley—A. D. Kesler (IV)														
2	Bedington . . . . .	\$53	\$53	\$700	\$700	\$9	\$9	\$376	\$330	\$330	\$330				
3	Butler's Chapel . . . . .	50	50	50	50	9	9	377	330	330	330				
	Hedgesville . . . . .	52	52	725	725	18	18	753	660	660	660				
	Total . . . . .	105	105	1,475	1,475	15	15	673	673	673	673				
4	Berryville—W. O. Luttrell														
5	Duncan Memorial . . . . .	114	114	1,650	1,650	5	5	212	212	212	212				
	Marvin Chapel . . . . .	30	30	350	350	20	20	885	885	885	885				
	Total . . . . .	144	144	2,000	2,000	3	3	105	105	105	105				
6	Brucetown—W. O. Talbert														
7	Brucetown . . . . .	18	18	293	293	3	3	93	93	93	93				
8	Burnt Factory . . . . .	18	18	221	221	3	3	93	93	93	93				
9	Crumbs . . . . .	18	18	210	210	3	3	105	105	105	105				
10	Stephenson . . . . .	18	18	280	280	3	3	70	70	70	70				
	Welltown . . . . .	18	18	197	197	15	15	466	466	466	466				
	Total . . . . .	90	90	1,201	1,201	10	10	460	305	305	305				
11	Brunswick—W. D. Keene														
12	Charles Town—J. H. Haley														
13	Bethany . . . . .	60	60	470	470	37	37	1,215	1,088	1,088	1,088				
	Charles Town . . . . .	188	188	2,030	2,030	37	37	1,575	1,448	1,448	1,448				
	Total . . . . .	248	248	2,500	2,500	8	8	352	175	175	175				
14	Edinburg—George S. Lightner (IV)														
15	Edinburg . . . . .	68	68	1,100	1,100	3	3	171	85	85	85				
	Wesley Chapel . . . . .	22	22	200	200	11	11	523	260	260	260				
	Total . . . . .	90	90	1,300	1,300	1	1	103	45	45	45				
16	Frederick-Carpers Valley—G. L. Waters														
17	Carpers Valley . . . . .	18	18	220	220	1	1	25	15	15	15				
18	Lamps Memorial . . . . .	8	8	105	105	1	1	144	75	75	75				
19	Macedonia . . . . .	18	18	230	230	1	1	63	35	35	35				
	Paxton . . . . .	9	9	155	155	1	1								



Financial Exhibit—Raised During the Year.

	Golden Cross	Mission Specials	Supernnate Endowment	Supernnate Homes	Orphanages	Churches and Parsonages	Insurance Premiums	Incidentals	All Other Purposes	Total Amount Raised by Woman's Missionary Societies	Total Amount Raised by Brotherhoods	Total Amount Raised by Church Schools	Total	Less Items Reported Twice	Grand Total for Year
1	\$9	\$36	...	...	\$48	\$391	...	\$121	\$7	...	...	\$359	\$2,063	\$155	\$1,908
2	21	37	...	...	50	224	\$11	147	8	...	...	380	2,024	157	1,867
3	30	73	...	...	98	615	52	268	15	...	...	739	4,148	312	3,836
4	...	...	...	...	58	570	44	490	100	\$354	...	539	4,607	41	4,566
5	...	...	...	...	61	139	7	60	20	...	...	288	1,172	212	960
6	...	3	...	...	119	709	51	550	120	354	...	827	5,779	253	5,526
7	3	3	...	...	18	500	12	25	225	212	...	450	1,363	...	1,363
8	...	3	...	...	21	75	8	...	250	25	...	176	918	...	918
9	...	3	...	...	18	300	8	35	147	100	...	212	1,156	...	1,156
10	...	3	...	...	15	300	8	...	300	25	...	288	1,341	...	1,341
11	3	15	...	...	9	250	10	...	240	30	...	150	980	...	980
12	...	312	...	...	81	1,425	46	60	1,162	392	...	1,976	6,232	...	6,232
13	...	97	...	...	19	200	125	205	...	433	...	475	2,732	110	2,622
14	...	419	...	...	20	607	68	80	...	...	...	218	1,530	310	1,220
15	...	...	...	...	55	607	...	963	325	356	...	1,300	7,114	500	6,614
16	...	...	...	...	75	607	68	1,013	325	356	...	1,518	8,644	810	7,834
17	...	...	...	...	51	661	19	195	120	238	...	476	3,121	226	2,895
18	...	...	...	...	5	18	2	36	36	...	...	235	642	65	577
19	...	...	...	...	56	679	21	231	156	238	...	711	3,763	291	3,472
20	...	...	...	...	3	85	5	15	...	...	...	89	491	19	472
21	...	...	...	...	7	5	4	4	...	...	...	14	156	...	156
22	...	...	...	...	2	25	2	4	12	...	...	81	496	16	480
23	...	...	...	...	2	38	2	22	...	...	...	73	337	15	322

TABLE No. 8—FINANCE.

Winchester District—Continued		Presiding Elder.		Preacher in Charge.		District Work.		General and Conference Work		
		Appor- tioned.	Paid.	Appor- tioned.	Paid.	Appor- tioned.	Paid.	Appor- tioned.	Assumed.	Paid.
20	Relief .....	19	305	305	305	2	2	145	75	75
21	Round Hill .....	18	185	158	158	1	1	43	25	25
	Total .....	90	1,200	1,173	1,173	7	7	523	270	280
22	Front Royal—J. F. Owens .....	225	2,300	2,300	2,300	40	40	1,380	1,225	1,228
23	Hamilton-Purcellville—L. H. Smallwood .....	75	900	900	900	11	11	441	350	350
24	Bethany .....	75	900	900	900	11	11	441	350	350
	Harmony .....	150	1,800	1,800	1,800	22	22	882	700	700
	Total .....	150	1,800	1,800	1,800	22	22	882	700	700
25	Hillsboro-Bluemont—Walter Smith .....	29	323	323	323	5	5	160	120	120
26	Bluemont .....	24	288	288	288	4	4	160	120	120
27	Hillsboro .....	6	59	59	59	2	2	45	30	30
28	James Chapel .....	19	196	196	196	1	1	65	40	40
29	Philomont .....	29	323	323	323	6	6	160	120	120
30	Round Hill .....	26	311	311	311	4	4	160	120	120
	Salem .....	133	1,500	1,500	1,500	22	22	750	550	550
	Total .....	133	1,500	1,500	1,500	22	22	750	550	550
31	Jefferson—George Hazel .....	24	302	302	302	4	4	102	102	102
32	Kabletown .....	20	267	267	267	4	4	52	52	52
33	Leetown .....	20	267	267	267	4	4	102	102	102
34	Middleway .....	15	214	214	214	4	4	102	102	102
35	Oakland .....	47	550	550	550	4	4	152	152	152
	Summit Point .....	126	1,600	1,600	1,600	20	20	510	510	510
	Total .....	126	1,600	1,600	1,600	20	20	510	510	510
36	Linden—A. B. Sapp .....	10	80	80	80	.....	.....	.....	25	25
37	Happy Creek .....	5	80	60	60	.....	.....	.....	.....	.....
38	Howlsville .....	25	420	360	360	.....	.....	.....	80	80
39	Linden .....	20	300	300	300	.....	.....	.....	40	40
40	Markham .....	60	900	800	800	.....	.....	.....	165	165
	Total .....	60	900	800	800	.....	.....	.....	165	165

Financial Exhibit—Raised During the Year.

	Golden Cross	Mission Specials	Superannate Endowment	Superannate Homes	Orphanages	Churches and Parsonages	Insurance Premiums	Incidentals	All Other Purposes	Total Amount Raised by Woman's Mis- sionary Societies	Total Amount Raised by Brotherhoods	Total Amount Raised by Church Schools	Total	Less Items Reported Twice	Grand Total for Year
20					2	25	2	18	10	.....	.....	133	591	23	568
21					14	10	.....	15	.....	.....	.....	26	251	8	243
22	10				60	1,885	15	119	22	.....	.....	416	2,322	81	2,241
23					32	352	89	1,040	182	326	.....	1,322	8,907	337	8,570
24					140	318	32	100	387	54	.....	516	2,810	122	2,688
25					172	670	41	10	258	105	.....	684	2,892	243	2,649
26	2				16	20	74	110	645	159	.....	1,200	5,702	365	5,337
27					3	250	6	40	6	86	.....	48	699	18	681
28					8	10	18	50	60	.....	.....	34	853	14	839
29					.....	20	.....	4	2	.....	.....	5	118	.....	118
30					5	86	9	49	13	.....	.....	25	380	8	372
31	12				32	60	9	76	30	.....	.....	79	758	36	722
32					.....	446	7	30	42	78	.....	96	779	35	744
33					.....	.....	49	249	153	164	.....	287	3,587	111	3,476
34					.....	.....	8	114	35	.....	.....	90	679	90	589
35					.....	.....	8	60	17	.....	.....	129	557	129	428
36					.....	.....	8	38	12	.....	.....	125	576	125	451
37					.....	.....	8	165	40	.....	.....	170	718	170	548
38					.....	.....	8	91	33	64	.....	106	1,055	170	885
39					.....	.....	40	468	137	64	.....	620	3,585	684	2,901
40					19	10	5	20	60	.....	.....	15	213	.....	213
					.....	.....	.....	.....	.....	.....	.....	.....	.....	.....	.....
					19	10	11	10	40	.....	.....	.....	133	.....	133
					.....	.....	11	35	100	54	.....	68	761	30	731
					.....	.....	11	25	100	.....	.....	40	538	.....	538
					19	10	27	90	300	54	.....	123	1,645	30	1,615

TABLE No. 3—FINANCE.

	Winchester District—Continued				Presiding Elder.				Preacher in Charge.				District Work.				General and Conference Work.			
	Appor- tioned.		Paid.		Appor- tioned.		Paid.		Appor- tioned.		Paid.		Appor- tioned.		Paid.		Appor- tioned.		Paid.	
41	25	25	175	175	3	3	175	175	3	3	156	156	101	101	101	101	156	156	101	101
42	14	14	175	175	2	2	175	175	2	2	57	57	36	36	36	36	57	57	36	36
43	18	18	185	185	2	2	330	330	2	2	103	103	66	66	66	66	103	103	66	66
44	28	28	330	330	4	4	785	785	4	4	157	157	104	104	104	104	157	157	104	104
45	65	65	1,650	1,650	9	9	1,650	1,650	9	9	355	355	233	233	233	233	355	355	233	233
46	150	150	3,000	3,000	20	20	3,000	3,000	20	20	928	928	540	540	540	540	928	928	540	540
47	62	62	788	788	8	8	788	788	8	8	340	340	340	340	340	340	340	340	340	340
48	12	12	136	136	2	2	656	656	2	2	50	50	280	280	280	280	50	50	280	280
49	50	50	148	148	6	6	172	172	6	6	30	30	30	30	30	30	148	148	30	30
50	14	14	1,900	1,900	2	2	3,000	3,000	2	2	55	55	55	55	55	55	1,900	1,900	55	55
51	150	150	3,000	3,000	20	20	3,000	3,000	20	20	760	760	760	760	760	760	3,000	3,000	760	760
52	280	280	175	175	41	41	50	50	41	41	1,920	1,920	1,720	1,720	1,720	1,720	280	280	1,720	1,720
53	18	18	50	50	5	5	1,200	1,200	5	5	67	67	40	40	40	40	18	18	40	40
54	94	94	1,200	1,200	10	10	1,75	1,75	10	10	469	469	295	295	295	295	1,200	1,200	295	295
55	18	18	1,600	1,600	5	5	1,600	1,600	5	5	603	603	375	375	375	375	1,600	1,600	375	375
56	130	130	140	140	20	20	1,100	1,100	20	20	60	60	60	60	60	60	1,600	1,600	60	60
57	125	125	60	60	15	15	1,300	1,300	15	15	549	549	380	380	380	380	1,100	1,100	380	380
58	125	125	20	20	15	15	20	20	15	15	609	609	440	440	440	440	60	60	440	440
59	10	10	120	120	1	1	630	630	1	1	10	10	26	26	26	26	120	120	26	26
60	50	50	130	130	7	7	900	900	7	7	299	299	142	142	142	142	130	130	142	142
61	10	10	70	70	2	2	900	900	2	2	67	67	32	32	32	32	10	10	32	32
62	70	70	20	20	11	11	20	20	11	11	431	431	205	205	205	205	70	70	205	205

Financial Exhibit—Raised During the Year.

	Golden Cross	Mission Specials	Superannuate Endowment	Superannuate Homes	Orphanages	Churches and Parsonages	Insurance Premiums	Incidentals	All Other Purposes	Total Amount Raised by Women's Missionary Societies	Total Amount Raised by Brotherhoods	Total Amount Raised by Church Schools	Total	Less Items Reported Twice	Grand Total for Year
41	..	..	..	..	13	12	4	34	..	..	..	9	376	..	376
42	..	..	..	..	11	29	..	23	..	..	..	9	299	..	299
43	..	..	..	..	8	52	13	46	..	..	..	26	416	..	416
44	..	..	..	..	12	55	8	35	..	..	..	45	621	..	621
45	..	..	..	..	14	187	22	112	15	..	..	113	1,555	73	1,482
46	..	..	..	..	58	335	47	250	15	..	..	202	3,267	73	3,194
47	..	..	..	..	11	..	82	140	1,030	376	..	366	3,203	..	3,203
48	..	..	..	..	..	..	..	..	12	75	..	20	302	..	302
49	..	..	..	..	27	..	12	..	149	124	..	196	1,500	..	1,500
50	..	..	..	..	..	..	..	..	25	..	..	30	217	..	217
51	..	..	..	..	38	150	..	..	25	..	..	30	448	..	448
52	..	..	..	..	250	1,600	94	140	1,231	575	..	612	5,670	..	5,670
53	..	..	..	..	6	160	7	34	740	240	..	1,932	12,190	345	11,845
54	..	..	..	..	..	..	..	10	..	..	..	35	480	..	480
55	..	..	..	..	43	653	18	160	81	447	..	175	3,176	333	2,843
56	..	..	..	..	49	813	25	213	81	447	..	25	272	..	272
57	..	..	..	..	3	..	..	..	50	..	..	235	3,988	333	3,655
58	..	..	..	..	23	251	32	100	180	274	..	480	2,977	200	2,777
59	..	..	..	..	26	251	32	100	230	274	..	60	3,403	260	3,143
60	..	..	..	..	..	..	..	..	..	..	..	..	26	..	26
61	..	..	..	..	4	..	2	12	..	..	..	27	202	11	191
62	..	..	..	..	13	51	8	105	25	151	..	189	1,385	114	1,271
	..	..	..	..	2	..	3	17	..	..	..	97	294	31	263
	..	..	..	..	19	51	13	134	25	151	..	313	1,907	156	1,751



TABLE No. 3.—FINANCE.

	Presiding Elder.		Preacher in Charge.		District Work.		General and Conference Work		
	Appor- tioned.	Paid.	Appor- tioned.	Paid.	Appor- tioned.	Paid.	Appor- tioned.	Assumed.	Paid.
Winchester District—Continued									
Ridgeway—G. H. Fielding									
63	21	21	290	290	3	3	...	70	70
64	20	20	233	233	3	3	...	50	50
65	26	26	309	309	4	4	...	50	50
66	31	31	378	378	4	4	...	115	115
67	32	32	390	390	4	4	...	120	120
	130	130	1,600	1,600	18	18	...	405	405
Shenandoah—C. W. Lloyd									
68	9	9	116	116	...	...	31	31	31
69	9	9	96	96	...	...	20	20	20
70	...	...	80	43	...	...	...	...	...
71	8	8	72	72	...	...	21	21	21
72	10	10	125	125	1	1	25	25	25
73	10	10	115	115	1	1	25	25	25
74	9	9	71	71	...	...	21	21	21
	55	55	675	638	2	2	143	143	143
Shenandoah Junction—Wendell Allen									
75	37	37	440	440	6	6	...	150	150
76	37	37	460	460	6	6	...	155	155
77	36	36	300	300	5	5	...	105	65
	110	110	1,200	1,200	17	17	...	410	370
Shepherdstown—F. M. Lucas									
78	30	30	300	300	4	4	...	105	105
79	13	13	117	117	3	3	...	45	45
80	85	85	945	945	13	13	...	355	355
81	41	41	418	418	6	6	...	205	205
	169	169	1,780	1,780	26	26	...	710	710
Stephens City—Homer Welch									
82	5	5	60	60	2	2	29	29	29
83	33	33	375	375	4	4	135	135	135
84	14	14	165	165	2	2	80	80	80
85	80	80	900	900	7	7	426	426	426
	132	132	1,500	1,500	15	15	720	720	720

Financial Exhibit—Raised During the Year.

Golden Cross	Mission Specials	Superannuate Endowment	Superannuate Homes	Orphanages	Churches and Parsonages	Insurance Premiums	Incidentals	All Other Purposes	Total Amount Raised by Woman's Missionary Societies	Total Amount Raised by Brotherhoods	Total Amount Raised by Church Schools	Total	Less Items Reported Twice	Grand Total for Year
63	8	..	..	14	25	..	10	..	..	..	151	592	40	552
64	8	..	..	3	20	..	15	..	..	..	128	490	31	449
65	8	..	..	3	25	..	10	..	..	..	148	583	20	563
66	8	..	..	19	30	10	20	..	..	..	352	967	50	917
67	8	..	..	10	35	..	30	..	148	..	460	1,237	35	1,202
68	40	..	..	49	135	10	85	..	148	..	1,239	3,859	176	3,683
69	..	..	..	11	..	..	..	..	..	..	66	233	66	167
70	..	..	..	6	..	..	..	..	..	..	34	165	34	131
71	..	..	..	..	..	..	..	..	..	..	5	48	5	43
72	..	..	..	3	..	..	..	..	..	..	21	125	21	104
73	..	..	..	4	..	..	..	..	13	..	52	230	65	165
74	..	..	..	3	..	..	..	..	39	..	18	211	57	154
75	..	..	..	5	..	..	..	..	..	..	37	143	37	106
76	..	..	..	82	..	..	..	..	52	..	233	1,155	285	870
77	..	..	..	12	68	..	..	80	62	..	284	1,139	26	1,113
78	..	..	..	33	207	44	..	77	17	..	361	1,397	61	1,336
79	..	..	..	13	189	..	..	50	49	..	158	865	30	835
80	..	..	..	58	464	44	..	207	128	..	803	3,401	117	3,284
81	..	..	..	5	25	..	..	4	69	..	50	653	47	606
82	..	..	..	..	10	8	35	..	93	..	48	342	53	289
83	..	..	..	15	191	25	5	..	310	..	360	2,693	280	2,413
84	..	..	..	18	50	22	32	15	250	..	156	1,273	120	1,153
85	..	..	..	38	276	81	351	194	722	..	614	4,961	470	4,491
86	..	..	..	..	106	3	17	..	..	..	58	280	..	280
87	..	..	..	6	56	22	25	118	..	..	101	925	..	925
88	..	..	..	3	227	4	40	..	24	..	140	699	..	699
89	..	..	..	5	50	36	420	200	183	..	567	2,874	..	2,874
90	..	..	..	14	439	65	502	318	207	..	866	4,778	..	4,778

TABLE No. 3—FINANCE.

	Presiding Elder.				Preacher in Charge		District Work.		General and Conference Work		
	Appor- tioned.		Paid.		Appor- tioned.	Paid.	Appor- tioned.	Paid.	Appor- tioned.	Assumed.	Paid.
Winchester District—Continued											
86	Strasburg—A. O. Lyons	150	1,800	150	1,800	15	1,800	15	800	725	725
87	Strasburg	100	1,000	100	1,000	15	1,000	15	800	725	725
	Waterlick	150	1,900	150	1,900						
	Total	400	4,500	400	4,500	30	3,700	30	1,600	1,450	1,450
88	Toms Brook—Ross O. Louthan (III)	5	59	5	60	1	60	1	26	18	21
89	Mt. Carmel	16	156	16	156	1	156	1	62	32	32
90	Mt. Olivet	7	61	7	69	1	69	1	27	21	21
90	Oak Level	32	332	32	332	2	332	2	224	129	129
91	Toms Brook	24	238	24	238	1	238	1	131	87	84
92	Union Forge	6	54	6	54	1	54	1	24	13	13
93	White Chapel	90	900	90	900	7	900	7	491	300	300
	Total	150	1,555	150	1,555	2	1,555	2	82	82	82
94	Warren-Riverton—J. D. Russell	13	128	13	128	1	128	1	50	50	50
95	Asbury	14	131	14	131	1	131	1	40	40	40
96	Bennetts Chapel	15	185	15	185	2	185	2	45	45	45
97	Bentonville	33	619	33	619	4	619	4	108	108	108
98	Lime-ton	90	1,250	90	1,250	10	1,250	10	325	325	325
	Total	37	480	37	480	4	480	4	183	122	122
99	White Post—W. D. Sheets	1	60	1	60	1	60	1	25	17	17
100	Boyce	21	180	21	180	2	180	2	90	60	62
100	Cedarville	25	336	25	336	2	336	2	100	66	66
101	Millwood	21	225	21	225	2	225	2	90	66	66
102	Rockland	105	1,282	105	1,282	11	1,282	11	488	325	333
103	White Post	324	3,900	324	3,900	40	3,900	40	2,185	2,000	2,000
	Total	200	2,000	200	2,000	33	2,000	33	58	58	58
104	Winchester—T. M. Swann	200	2,000	200	2,000	33	2,000	33	740	700	700
105	So. Winchester Mission—H. G. Balthis.										
106	Woodstock—F. H. Strieby										
	Total	\$3,981	\$47,112	\$3,972	\$46,917	\$550	\$47,112	\$550	\$20,095	\$18,305	\$18,296

Financial Exhibit—Raised During the Year.

	Golden Cross	Mission Specials	Superannate Endowment	Superannate Homes	Orphanages	Churches and Parsonages	Insurance Premiums	Incidentals	All Other Purposes	Total Amount Raised by Woman's Mis- sionary Societies	Total Amount Raised by Brotherhoods	Total Amount Raised by Church Schools	Total	Less Items Reported Twice	Grand Total for Year
86	..	..	..	..	31	760	20	435	221	349	..	553	5,059	469	4,590
87	..	..	..	..	31	65	3	..	..	..	..	29	197	..	197
88	..	..	..	..	..	825	23	435	221	349	..	582	5,256	469	4,787
89	..	..	..	..	..	32	2	..	..	..	..	51	174	11	163
90	..	..	..	..	..	75	3	..	36	..	..	122	446	15	431
91	..	..	..	..	..	30	2	..	..	..	..	20	150	2	148
92	..	..	..	..	..	96	3	73	98	42	..	287	1,104	63	1,041
93	..	..	..	..	..	35	3	..	..	..	..	91	472	13	459
94	..	..	..	..	..	33	2	..	..	..	..	16	128	2	126
95	..	..	..	..	..	301	15	73	134	42	..	587	2,474	106	2,368
96	..	..	..	..	..	175	24	..	..	..	..	..	453	..	453
97	..	..	..	..	..	..	..	..	..	..	..	..	192	..	192
98	..	..	..	..	..	..	..	..	..	..	..	..	186	..	186
99	..	..	..	..	..	..	..	..	..	..	..	..	247	..	247
100	..	..	..	..	..	..	..	..	..	..	..	..	959	..	959
101	..	..	..	..	..	..	..	..	..	..	..	195	2,037	..	2,037
102	..	..	..	..	..	175	24	..	..	..	..	195	1,165	..	1,165
103	..	..	..	..	..	123	11	48	20	166	..	138	228	88	1,077
104	..	..	..	..	..	21	7	15	17	..	..	81	434	..	228
105	..	..	..	..	..	53	6	16	21	..	..	65	434	20	414
106	..	..	..	..	..	19	17	20	..	45	..	43	508	15	553
	..	..	..	..	..	8	5	28	31	..	..	91	502	20	482
	..	..	..	..	..	18	19	..	..	211	..	418	2,897	143	2,754
	..	..	..	..	..	234	40	127	2,390	1,760	..	1,411	15,415	300	15,115
	..	..	..	..	..	1,500	41	2,000	..	58	..	72	883	107	776
	..	..	..	..	..	468	..	127	463	242	..	1,472	6,900	1,702	5,198
	..	..	..	..	..	1,001	127	586	..	..	..	..	..	..	..
	\$45	\$633	..	..	\$1,553	\$16,452	\$1,422	\$11,856	\$9,555	\$8,346	..	\$21,890	\$141,487	\$8,426	\$133,061

# RECAPITULATION TABLE NO. 1.

TABLE No. 1—MEMBERSHIP, CHURCH PROPERTY AND INSURANCE.

DISTRICTS	Membership.										
	Members Reported Last Year, Incl. Local Preachers.	Additions on Profession of Faith.	Additions by Certificate and Otherwise.	Removals by Death and Otherwise.	Present Total Membership, Including Local Preachers.	Local Preachers.	Number Licensed to Preach.	Infants Baptized.	All Others Baptized.		
1 Baltimore.....	10,664	417	250	497	10,872	14	2	250	61		
2 Lewisburg.....	12,328	444	391	489	12,671	13	2	101	304		
3 Moorefield.....	10,560	396	121	207	10,887	14	1	158	244		
4 Roanoke.....	15,895	573	455	652	15,958	21	4	94	409		
5 Rockingham.....	11,969	367	327	534	12,338	13	3	90	210		
6 Washington.....	19,965	765	863	1,275	20,352	27	1	350	308		
7 Winchester.....	15,105	556	279	427	15,562	8	2	157	387		
Total.....	96,246	3,518	2,686	4,081	98,640	110	15	1,200	1,923		
Total Last Year.....	93,053	4,676	2,677	3,717	96,556	117	19	1,227	2,447		
Increase.....	3,193	.....	9	364	2,084	7	4	.....	.....		
Decrease.....	.....	1,158	.....	.....	.....	.....	.....	27	524		



# RECAPITULATION TABLE NO. 1.

## TABLE NO. 1—MEMBERSHIP, CHURCH PROPERTY AND INSURANCE.

Church Property.										Insurance.				
Number of Congrega- tions in Charge.	Number of Church Buildings.	Value of Buildings, Equip- ment, and Land.	Indebted- ness.	Number of Parson- ages.	Value of Parson- ages, Fur- nishings, and Land.	Indebted- ness.	Value of Other Church Property.	Insurance Carried.	Churches Damaged or De- stroyed.	Parsonages Damaged or De- stroyed.	Amount of Damage.	Loss Collected		
1	75	\$1,415,750	\$143,149	33	\$194,900	\$7,810	\$25,250	\$915,480	4	1	\$1,194	\$1,189		
2	99	751,300	59,325	21	119,600	5,204	10,500	294,200	1	.....	350	.....		
3	112	531,700	19,112	24	102,950	1,500	600	245,725	.....	.....	.....	.....		
4	73	1,186,600	108,294	30	176,750	19,242	3,200	777,100	.....	.....	.....	.....		
5	74	1,042,500	68,900	26	147,100	.....	10,350	573,555	.....	.....	.....	.....		
6	98	2,174,191	205,848	36	280,275	37,045	115,700	1,120,175	.....	.....	450	.....		
7	104	897,700	19,100	28	160,800	2,599	153,124	746,437	.....	.....	.....	.....		
637	640	\$7,999,741	\$623,728	198	\$1,182,375	\$73,400	\$323,724	\$4,692,672	6	1	\$1,994	\$1,989		
629	628	8,087,886	703,507	200	1,177,602	79,442	231,800	4,315,282	2	1	176	113		
... 8	12	88,145	79,779	... 2	4,773	\$6,042	\$88,924	\$377,390	4	.....	\$1,818	\$1,876		

RECAPITULATION TABLE NO. 2.

TABLE No. 2—CHURCH PAPERS TAKEN, WOMAN'S WORK, LAY ACTIVITIES, EPWORTH LEAGUES AND SUNDAY SCHOOLS.

DISTRICTS	Christian Literature.				Woman's Work.				Lay Activities.			
	Number of Methodist Families	Subscribers to General Organ	Subscribers to Conference Organ	Number of Societies	Members	Raised for Local Work	Amount sent to Conference	Number of Wesley Brother-hoods	Members	Number in Fellowship of Steward-ship		
1 Baltimore.....	4,115	67	607	39	954	\$11,186	\$4,437	.....	..	32		
2 Lewisburg.....	4,199	125	637	49	1,628	8,838	4,130	.....	..	30		
3 Moorefield.....	3,867	24	509	33	926	2,563	1,698	.....	21	.....		
4 Roanoke.....	5,607	156	735	40	2,171	7,243	9,101	.....	31	270		
5 Rockingham.....	4,506	92	551	42	1,272	5,498	3,889	.....	..	2		
6 Washington.....	6,480	181	1,073	60	2,450	16,245	10,965	.....	157	17		
7 Winchester.....	5,516	108	961	44	1,232	4,591	3,600	.....	..	6		
Total.....	34,290	750	5,073	307	10,633	\$56,164	\$37,820	6	209	357		
Total Last Year.....	32,558	549	5,386	291	9,989	51,059	38,040	5	122	308		
Increase.....	1,732	201	..	16	644	5,105	.....	1	87	49		
Decrease.....	..	..	313	..	..	..	220	.....	..	.....		

RECAPITULATION TABLE No. 2.

TABLE No. 2—CHURCH PAPERS TAKEN, WOMAN'S WORK, LAY ACTIVITIES, EPWORTH LEAGUES AND SUNDAY SCHOOLS.

Local Church Schools.														
Local Church Boards of Ch. Education	Number of Church Schools	Officers and Teachers	Scholars in Children's Division	Scholars in Young People's Division	Scholars in Adult Division	Total Enrollment including Officers and Teachers	Total Enrollment Last Year	Number of Scholars joining the Church	Churches Having Week-Day Meetings with Children	Churches Having Vacation Schools	Number Taking Training Courses	Raised on Church School Day	Raised for Missions	Raised for All Other Purposes
60	73	956	3,158	2,344	2,739	9,069	8,466	321	8	26	171	\$320	\$8,259	\$14,427
54	88	923	3,449	2,827	4,143	11,538	9,543	329	4	45	359	141	4,692	11,779
53	92	920	3,086	2,468	2,581	9,332	7,903	318	4	23	211	113	3,403	6,718
44	67	1,162	3,765	3,757	4,929	13,738	12,705	499	6	25	514	251	7,356	16,759
47	67	888	3,011	2,419	3,291	9,610	8,959	311	10	29	229	171	6,689	11,009
66	92	1,488	5,793	4,326	5,224	16,807	16,066	696	13	33	529	447	8,366	37,255
71	92	1,125	3,825	3,330	4,232	12,111	11,772	374	9	32	198	260	5,675	15,546
423	576	7,472	26,087	21,471	27,139	82,155	75,414	2,848	54	213	2,241	\$1,703	\$44,440	\$112,493
423	573	7,492	24,974	20,344	24,517	79,557	...	3,455	36	176	2,317	2,031	45,281	118,494
...	3	...	1,113	1,127	2,622	2,598	...	...	18	37	...	...	\$159	...
...	...	20	...	...	...	...	...	607	...	...	76	...	...	\$6,001

# RECAPITULATION TABLE NO. 3.

TABLE No. 3—FINANCE.

DISTRICTS	Presiding Elder.		Preacher in Charge.		District Work.		General and Conference Work		
	Appor- tioned.	Paid.	Appor- tioned.	Paid.	Appor- tioned.	Paid.	Appor- tioned.	Assumed.	Paid.
1 Baltimore.....	\$4,256	\$4,247	\$59,219	\$59,134	\$215	\$205	\$20,209	\$18,376	\$18,070
2 Lewisburg.....	3,662	3,645	41,258	41,088	368	360	15,661	14,401	14,427
3 Moorefield.....	3,192	3,130	33,456	32,994	158	155	10,695	9,958	9,693
4 Roanoke.....	4,008	4,009	53,701	53,900	342	338	23,183	22,999	22,923
5 Rockingham.....	3,589	3,576	35,913	35,782	284	284	15,276	12,491	12,612
6 Washington.....	5,410	5,440	79,389	79,709	973	973	27,314	28,923	28,916
7 Winchester.....	3,381	3,972	47,112	46,917	550	550	20,095	18,305	18,296
Total.....	\$28,128	\$28,019	\$350,018	\$349,524	\$2,890	\$2,865	\$132,433	\$125,453	\$124,937

# RECAPITULATION TABLE NO. 3.

## Financial Exhibit—Raised During the Year.

Golden Cross	Mission Specials	Superannate Endowment	Superannate Homes	Orphanages	Churches and Parsonages	Insurance Premiums	Incidentals	All Other Purposes	Total Amount Raised by Woman's Mis- sionary Societies	Total Amount Raised by Brotherhoods	Total Amount Raised by Church Schools	Total	Less Items Reported Twice	Grand Total for Year
1	\$566	\$10	\$50	\$1,471	\$39,082	\$2,471	\$20,194	\$13,336	\$17,300	....	\$24,860	\$201,606	\$16,815	\$184,791
2	629	...	30	1,080	22,963	1,153	9,825	5,665	12,069	....	17,708	130,669	9,835	120,824
3	360	...	...	512	15,180	877	5,618	1,837	4,564	\$47	10,354	86,326	5,338	79,988
4	710	...	...	1,455	24,466	2,534	16,215	26,371	16,245	40	24,282	193,519	9,474	184,045
5	2,008	...	...	1,162	16,597	1,271	10,140	10,456	9,452	....	17,667	121,017	7,884	113,133
6	3,598	51	...	4,019	74,467	2,896	30,684	52,183	26,807	40	46,629	356,417	17,577	338,840
7	633	...	...	1,553	16,452	1,422	11,856	9,555	8,346	....	21,890	141,487	8,426	133,061
	\$8,504	\$61	\$80	\$11,252	\$209,207	\$12,624	\$104,532	\$120,003	\$94,783	\$127	\$163,390	\$1,290,031	\$75,999	\$1,154,732



## GENERAL MINUTES

### I. PROBATIONERS.

Ques. 1. Who are admitted on trial?

Ans. Kenneth Moses Plummer, Meredith Nathaniel DeHaven, Charles William Ambrose, Jr., Virgil Rushell Gillum, Claude Ray Collins, Charles Samuel Jarvis, William Emory Cooley.

Ques. 2. Who else is in the class of the first year?

Ans. None.

Ques. 3. Who remain on trial?

Ans. Harold Hanger Fink, Daniel Lester Snyder, John Wesley Newman, Ruthan Wellington Morrow, Jr., Harry Kirby Krams, Harry Griffith Balthis, Edgar Allan Swann, Lee Vanhorn Ruckman.

Ques. 4. Who else is in the class of the second year?

Ans. None.

Ques. 5. Who are discontinued?

Ans. None.

### II. CONFERENCE MEMBERSHIP.

Ques. 6. Who are admitted into full connection?

Ans. Quade Roy Arbogast, Gillum Claude Bentley, Esdras Stuart Gruver.

Ques. 7. Who else is in the class of the third year?

Ans. None.

Ques. 8. Who are readmitted?

Ans. None.

Ques. 9. Who are received by transfer from other Conferences?

Ans. Robin Gould, an Elder from the Oklahoma Conference. H. L. Hoffman, an Elder from the West Virginia Conference.

Ques. 10. Who are received from other churches as traveling preachers?

Ans. None.

Ques. 11. Who are located this year?

Ans. None.

Ques. 12. Who have withdrawn or been expelled?

Ans. None.

Ques. 13. Who are transferred to other Conferences?

Ans. Albert P. Shirkey, an Elder, to the West Texas Conference.

Ques. 14. What preachers have died during the year?

Ans. James M. Anderson, David L. Blakemore, and Jesse D. Pope.

### III. ORDERS.

Ques. 15. Who are the deacons of one year?

Ans. Francis Irwin Cockrell, Ross Ogden Louthan, Charles Staley Clarkson, Charles Lee Felty.

Ques. 16. Who else is in the class of the fourth year?

Ans. Benjamin Weirman Coe and Lance Keith Knowles.

Ques. 17. What traveling preachers and what local preachers have been elected deacons?

Ans. Traveling Preachers: Quade Roy Arbogast, Gillum Claude Bentley. Local Preachers: Edgar Allan Swann, Harry Griffith Balthis.

Ques. 18. What traveling preachers and what local preachers have been ordained deacons?

Ans. Traveling Preachers: Quade Roy Arbogast, Gillum Claude Bentley. Local Preachers: Edgar Allan Swann, Harry Griffith Balthis.

Ques. 19. What traveling preachers and what local preachers have been elected elders?

Ans. Traveling Preachers: Hugh Lafayette Shiley, George Samuel Lightner, James Lewis Robertson, Carlton Matthai Harris, John Ralson Hendricks, William Boyd Bryant, James Catlett Murphy, Archie Dean Kesler, Benjamin Ralph Mark, Liscum Elbert Crowson, and Charles Austin Michael. Local Preachers: None.

Ques. 20. What traveling preachers and what local preachers have been ordained elders?

Ans. Traveling Preachers: Hugh Lafayette Shiley, George Samuel Lightner, James Lewis Robertson, Carlton Matthai Harris, John Ralson Hendricks, William Boyd Bryant, James Catlett Murphy, Archie Dean Kesler, Benjamin Ralph Mark, Liscum Elbert Crowson, and Charles Austin Michael. Local Preachers: None.

Ques. 21. Who have been recommended by a District Conference for recognition of their orders as local deacons or local elders?

Ans. None.

### IV. CONFERENCE RELATIONS.

Ques. 22. Are all the preachers blameless in their life and official administration?

Ans. Their names were called one by one and their characters examined and passed.

Ques. 23. Who are supernumerary?

Ans. None.

Ques. 24. Who are superannuated?

Ans. J. A. Anderson, W. H. Ballengee, J. W. Beall, W. H. Best, D. M. Brown, C. H. Buchanan, H. Q. Burr, H. M. Canter, William Clews, C. T. Collyer, S. J. L. Dulaney, R. L. Eutsler, R. L. Fultz, A. L. Harnesberger, J. C. Hawk, J. M. Hawley, J. B. Hedrick, E. G. Helmintoller, J. B. Henry, G. K. Heydrick, S. V. Hildebrand, J. B. Hupman, T. A. Jordan, J. S. Keene, J. H. Kuhlman, G. D. Kidner, T. J. Lambert, C. W. Mark, W. H. Marsh, G. R. Mays, I. G. Michael, A. A. P. Neel, B. L. Parrott, F. J. Prettyman, E. V. Register, C. L. Reiter, E. A. Roades, J. A. Rood, C. M. Sarver, C. H. Shaw, A. B. Sites, J. H. Smith, B. V. Switzer, W. O. Talbert, J. L. Thomas, F. A. Tyler, G. H. H. Tyler, M. P. Weikel, J. H. Wells, R. V. Whitehurst, W. J. Whitesell, H. A. Wilson, J. M. York.

#### V. STATISTICS.

Ques. 25. What is the number of districts, of pastoral charges, and of societies in this Conference?

Ans. Districts, 7; Postoral Charges, 211; Societies, 637.

Ques. 26. What is the number of members, how many have been received this year on profession of faith, how many have been licensed to preach, and what is the number of local preachers?

Ans. Members, 98,640; Received on Profession of Faith, 3,518; Licensed, 15; Local Preachers, 110.

Ques. 27. How many infants and how many others have been baptized during the year?

Ans. Infants, 1,200; Others, 1,923.

Ques. 28. How many Churches have organized Local Church Boards of Christian Education?

Ans. 423.

Ques. 29. What is the number of Church Schools, Officers and Teachers?

Ans. Church Schools, 575; Officers and Teachers, 7,472.

Ques. 30. What is the enrollment of Church school pupils?

Ans. In the Children's Division, 26,087; in the Young People's Division, 21,471; in the Adult Division, 27,139.

Ques. 31. What is the total enrollment, including officers and teachers, children, young people, adults, and home members?

Ans. 82,169.

Ques. 32. What was the total enrollment reported last year?

Ans. 75,414.

Ques. 33. How many Church school pupils were received into the Church.

Ans. 2,848.

Ques. 34. What amount was raised in the Church school: *a.* on Church School Day? *b.* for missions? *c.* for all other purposes? *d.* total amount raised in Church school?

Ans. Church School Day, \$1,703; Missions, \$44,440; All Other Purposes, \$112,493; Total, \$158,636.

Ques. 35. How many Churches have week-day meetings with the children, and how many have vacation schools?

Ans. Churches having Week-Day Meetings with Children, 54; Churches having Vacation Schools, 213.

Ques. 36. What is the number of Woman's Missionary Societies, and what is the number of members of the same?

Ans. Societies, 307; Members, 10,633.

Ques. 37. What is the number of Wesley Brotherhoods, and of Wesley Brotherhood members?

Ans. Brotherhoods, 6; Members, 209.

Ques. 38. What is the number of members enrolled in the Fellowship of Stewardship?

Ans. 357.

Ques. 39. What are the educational statistics?

Ans. Institutions, 3; Teachers, 103; Students, 1,191; Value of Property, \$2,962,644; Endowment, \$2,304,130; Indebtedness, \$317,517.

Ques. 40. What are the orphanage statistics?

Ans. None.

Ques. 41. What are the hospital statistics?

Ans. None.

#### VI. FINANCES.

Ques. 42. What has been contributed for the following causes?

Ans. American Bible Society, \$691; Assemblies, \$434; Christian Education, \$9,274; Church Extension, \$3,999; Federal Council, \$202; Board of Finance, \$2,755; General Administrative Fund, \$7,448; Lay Activities, \$1,246; Missions, \$39,232; Negro Work, \$2,040; Scarritt

Collège, \$173; Theological Schools, \$3,883; Youth Crusade, \$927; by the Woman's Missionary Society for local work, \$56,164; Sent to Conference Treasurer, \$37,820; from the Golden Cross Enrollment, \$81.

Ques. 43. What has been contributed for the support of the ministry?

Ans. Presiding Elders, \$28,019; Preachers in Charge, \$349,524; Conference Claimants, \$25,224; Superannuate Endowment Fund, \$61.

Ques. 44. What is the grand total contributed for all purposes from all sources in this Conference this year?

Ans. \$1,154,732.

#### VII. CHURCH PROPERTY.

Ques. 45. What is the number of houses of worship, their value, and the amount of indebtedness thereon?

Ans. Houses of Worship, 640; Value, \$7,999,741; Indebtedness, \$623,728.

Ques. 46. What is the number of parsonages, their value, and the amount of indebtedness thereon?

Ans. District Parsonages, 8; Value, \$96,000; Indebtedness, \$5,200; Parsonages belonging to Pastoral Charges, 198; Value, \$1,182,375; Indebtedness, \$73,400.

Ques. 47. What amount of insurance is carried on Church property, and what amount has been paid out in premiums?

Ans. Insurance Carried, \$4,692,672; Premiums Paid, \$62,410.

Ques. 48. How many churches and parsonages have been damaged or destroyed during the year, what is the amount of damage, and what has been collected thereon?

Ans. Churches Damaged, 6; Parsonages Damaged, 1; Amount of Damage, \$1,994; Collected, \$1,989.

Ques. 49. What is the number of superannuate homes, and what is their value?

Ans. Homes, 1; Value, \$5,000.

#### VIII. MISCELLANEOUS.

Ques. 50. Who is elected Conference Lay Leader?

Ans. No one.

Ques. 51. Where shall the next session of the Conference be held.

Ans. None.

Ques. 52. Where are the preachers stationed this year?

Ans. The Bishop announced that the adjustment in appointments will be made by successor conferences.



---

# *Randolph-Macon College*

## *FOR MEN*

1830 — *ASHLAND, VIRGINIA* — 1940

A Methodist institution that stands for genuine scholarship, manly character, Christian principles, and offers to its students the highest grade of education at the least cost.

Located in the heart of historic Virginia, sixteen miles from Richmond, with electric car and railroad service hourly.

Modern dormitories equipped with up-to-date home conveniences.

Prepares men for the study of Law, Medicine, Applied Sciences, and the Ministry.

Confers the degrees of B. S. and A. B.

**Strong Faculty.** All students, especially first-year men, given personal attention by full professors.

J. EARL MORELAND,

President

S. C. HATCHER, D.D.,

Vice-President and Secretary-Treasurer

---

---

# *Randolph-Macon Academy*

## **FRONT ROYAL, VIRGINIA**

Atmosphere and Influence of Positive Christian Character

HIGH GRADE PREPARATORY SCHOOL FOR BOYS

Delightful Location — Fireproof Buildings — Small Classes

Supervised Study — Well Trained Faculty

Liberal Scholarships for ministerial students and sons of

ministers of the Virginia Conference


For Catalog address John C. Boggs, Principal

---

---



UNiversity 1714



BERTRAM W. GORE

Funeral Home

CHARLES AT 23RD ST.

BALTIMORE, MD.

A Service for ALL  
Regardless of Financial Conditions

---